

On Heating of Cluster Cooling Flows by Sound Waves

Yutaka Fujita^{1,2} and Takeru Ken Suzuki^{3,4}

ABSTRACT

We investigate heating of the cool core of a galaxy cluster through the dissipation of sound waves excited by the activities of the central active galactic nucleus (AGN). Using a weak shock theory, we show that this heating mechanism alone cannot reproduce observed temperature and density profiles of a cluster, because the dissipation length of the waves is much smaller than the size of the core and thus the wave energy is not distributed to the whole core. However, we find that if it is combined with thermal conduction from the hot outer layer of the cluster, the wave heating can reproduce the observational results.

Subject headings: cooling flows — galaxies: clusters: general — galaxies: active — galaxies: clusters — waves

1. Introduction

The radiative cooling time of gas in the central regions of galaxy clusters (cool cores) is generally much smaller than the Hubble time. In the absence of any heating sources, this means that the intracluster medium (ICM) flows subsonically toward the cluster center with a mass deposition rate of $\dot{M} \sim 100\text{--}1000 M_{\odot} \text{ yr}^{-1}$ (Fabian 1994). This flow was called a “cooling flow”. However, recent X-ray observations have shown that the cooling rate of the ICM is much smaller. The Japanese *ASCA* team indicated that metal emission lines from the low temperature cooling gas were much weaker than that had been predicted by the classical cooling flow model (Ikebe et al. 1997; Makishima et al. 2001). This has been confirmed by *XMM-Newton* (Peterson et al. 2001; Kaastra et al. 2001; Tamura et al. 2001);

¹National Astronomical Observatory, Osawa 2-21-1, Mitaka, Tokyo 181-8588, Japan; yfujita@th.nao.ac.jp.

²Department of Astronomical Science, The Graduate University for Advanced Studies, Osawa 2-21-1, Mitaka, Tokyo 181-8588, Japan.

³Department of Physics, Kyoto University, Kitashirakawa, Sakyo-ku, Kyoto 606-8502, Japan.

⁴JSPS Research Fellow.

the actual mass deposition rates are about 1/10 of those predicted by the classical cooling flow model.

The lack of metal emission lines indicates that the gas is prevented from cooling by some heating sources. At present, the most popular candidate for the heating source is the active galactic nucleus (AGN) at the cluster center (Tucker & Rosner 1983; Rephaeli 1987; Binney & Tabor 1995; Ciotti & Ostriker 2001; Böhringer et al. 2002; Churazov et al. 2002; Reynolds, Heinz, & Begelman 2002). However, it is not understood how the energy ejected by the AGN is transferred into the surrounding ICM. One idea is that bubbles inflated by AGN jets move outward in a cluster by buoyancy and mix the surrounding ICM (Churazov et al. 2001; Quilis, Bower, & Balogh 2001; Saxton, Sutherland, & Bicknell 2001). As a result of the mixing, hot ICM in the outer region of the cluster is brought into, and subsequently heats, the cluster center. The other idea is that the dissipation of sound waves created through the AGN activities. In fact, sound waves or weak shocks that may have evolved from sound waves are observed in the Perseus and the Virgo clusters (Fabian et al. 2003; Forman et al. 2005). Fabian et al. (2003) and Fabian et al. (2005) argued that the viscous dissipation of the sound waves is responsible for the heating of a cool core. They estimated the dissipation rate assuming that the waves are linear. However, when the amplitude of sound waves is large, the waves rapidly evolve into non-linear weak shocks (Stein & Schwartz 1972), and their dissipation can be faster than the viscous dissipation of linear waves ¹. Although Fabian et al. (2003) argued the presence of weak shocks, their evolution from sound waves was not considered. Ruszkowski, Brüggén, & Begelman (2004) performed numerical simulations of dissipation of sound waves created by AGN activities. Their results actually showed that the sound waves became weak shocks. However, their simulations were finished before radiative cooling became effective. Thus, the long-term balance between heating and cooling is still unknown. In this letter, we consider the evolution of sound waves to weak shocks, and analytically estimate the ‘time-averaged’ energy flux of the propagating waves as a function of distance, explicitly taking account of the dissipation at weak shock fronts and its global balance with radiative cooling. We assume the Hubble constant of $H_0 = 70 \text{ km s}^{-1} \text{ Mpc}^{-1}$.

¹Of course viscosity plays an important role for formation and dissipation of shocks. For simplicity, however, we refer to the energy dissipation of linear sound waves through viscosity as ‘viscous dissipation’, and refer to that through formation of non-linear weak shocks as ‘shock dissipation’.

2. Models

We assume that sound waves are created by central AGN activities. The waves propagate in the ICM outwards. These waves, having a relatively large but finite amplitude, eventually form shocks to shape sawtooth waves (Landau & Lifshitz 1959; Mihalas & Mihalas 1984). If the velocity amplitude is larger than ~ 0.1 sound velocity (the Mach number is $\gtrsim 1.1$), those waves steepen and become weak shocks after propagating less than a few wavelengths (e.g. Suzuki 2002). These shock waves directly heat the surrounding ICM by dissipating their wave energy. We adopt a heating model for the solar corona based on a weak shock theory (Suzuki 2002; Stein & Schwartz 1972, see also Fujita, Suzuki, & Wada 2004). We assume that a cluster is spherically symmetric and steady.

The equation of continuity is

$$\dot{M} = -4\pi r^2 \rho v, \quad (1)$$

where \dot{M} is the mass accretion rate, r is the distance from the cluster center, ρ is the ICM density, and v is the ICM velocity. The equation of momentum conservation is

$$v \frac{dv}{dr} = -\frac{GM(r)}{r^2} - \frac{1}{\rho} \frac{dp}{dr} - \frac{1}{\rho c_s \{1 + [(\gamma + 1)/2]\alpha_w\}} \frac{1}{r^2} \frac{d}{dr}(r^2 F_w) \quad (2)$$

where G is the gravitational constant, $M(r)$ is the mass within radius r , p is the ICM pressure, c_s is the sound velocity, $\gamma (= 5/3)$ is the adiabatic constant, and α_w is the wave velocity amplitude normalized by the ambient sound velocity ($\alpha_w = \delta v_w / c_s$). The wave energy flux, F_w , is given by

$$F_w = \frac{1}{3} \rho c_s^3 \alpha_w^2 \left(1 + \frac{\gamma + 1}{2} \alpha_w \right). \quad (3)$$

The energy equation is

$$\rho v \frac{d}{dr} \left(\frac{1}{2} v^2 + \frac{\gamma}{\gamma - 1} \frac{k_B T}{\mu m_H} \right) + \rho v \frac{GM(r)}{r^2} + \frac{1}{r^2} \frac{d}{dr} [r^2 (F_w + F_c)] + n_e^2 \Lambda(T) = 0, \quad (4)$$

where k_B is the Boltzmann constant, T is the ICM temperature, $\mu (= 0.6)$ is the mean molecular weight, m_H is the hydrogen mass, n_e is the electron number density, and Λ is the cooling function. The term $\nabla \cdot \mathbf{F}_w$ indicates the heating by the dissipation of the waves. We adopt the classical form of the conductive flux for ionized gas,

$$F_c = -f_c k_0 T^{5/2} \frac{dT}{dr} \quad (5)$$

with $\kappa_0 = 5 \times 10^{-7}$ in cgs units. The factor f_c is the ratio of actual thermal conductivity to the classical Spitzer conductivity. We adopt the cooling function for the metallicity of $Z = 0.5 Z_\odot$, which is the typical value in the central region of a cluster,

$$n_e^2 \Lambda(T) = [C_1 (k_B T)^\alpha + C_2 (k_B T)^\beta + C_3] n_i n_e, \quad (6)$$

where n_i is the ion number density, and the units for $k_B T$ are keV. The constants in equation (6) are $\alpha = -0.447$, $\beta = -0.232$, $C_1 = 0.947$, $C_2 = -1.71$, and $C_3 = 0.922$, and we can approximate $n_i n_e = 0.70 (\rho/m_H)^2$. The units of Λ are 10^{-22} ergs cm^3 . This approximation reproduces the cooling function calculated by Sutherland & Dopita (1993) within $\sim 10\%$ for $0.03 \lesssim T \lesssim 25$ keV. The equation for the time-averaged amplitude of the shock waves is given by

$$\frac{d\alpha_w}{dr} = \frac{\alpha_w}{2} \left[-\frac{1}{p} \frac{dp}{dr} - \frac{2(\gamma+1)\alpha_w}{c_s \tau} - \frac{2}{r} - \frac{1}{c_s} \frac{dc_s}{dr} \right], \quad (7)$$

where τ is the period of waves, which we assume to be constant (Stein & Schwartz 1972; Suzuki 2002). The second term of the right side of equation (7) denotes dissipation at each shock front. We assume that the mass distribution of a cluster can be represented by the NFW profile (Navarro, Frenk, & White 1997), although recent studies suggest a little steeper profiles (e.g. Fukushige & Makino 1997):

$$M(r) \propto \left[\ln \left(1 + \frac{r}{r_s} \right) - \frac{r}{r_s (1 + r/r_s)} \right], \quad (8)$$

where r_s is the characteristic radius of the cluster.

3. Results

For parameters of our model cluster, we adopt the observational data of the Perseus cluster (Ettori, De Grandi, & Molendi 2002). We assume that $r_s = 280$ kpc, $M(r_{1000}) = 3.39 \times 10^{14} M_\odot$, and $r_{1000} = 826$ kpc, where the mean density within r_Δ is Δ times the critical density of the Universe. Waves are injected at the inner boundary $r = r_0$, which should be close to the size of bubbles observed at cluster centers. We assume that $\lambda_0 = r_0$, where λ_0 is the initial wavelength. If the waves are injected in a form of sound waves with amplitude $0.1 \lesssim \alpha_w < 1$, waves travel about λ_0 before they become shock waves (Suzuki 2002). Therefore, for $r_0 \leq r \leq r_0 + \lambda_0 = 2\lambda_0$, we assume that $\nabla \cdot \mathbf{F}_w = 0$ (eqs. [2] and [4]), and that the second term of the right-hand side of equation (7) is zero. The temperature, electron density, and wave amplitude at $r = r_0$ are T_0 , n_{e0} , and α_{w0} , respectively. Unless otherwise mentioned, the first two are fixed at $T_0 = 3$ keV and $n_{e0} = 0.08 \text{ cm}^{-3}$, respectively, based on the observational results of the Perseus cluster (Sanders et al. 2004).

In Figure 1, we show the results when τ is fixed at 1×10^7 yr, and α_{w0} is changed. For the Perseus cluster, Fabian et al. (2003) estimated that $\alpha_{w0} \sim 0.5$. The dissipation length is defined as $l_w = |F_w / \nabla \cdot \mathbf{F}_w|$. For these parameters, the initial wavelength is $\lambda_0 = 9$ kpc, which is roughly consistent with the *Chandra* observations (Fabian et al. 2003). The wave energy injection rate is given by $\sim 4\pi r_0^2 F_w(r_0) \sim 10^{45}$ erg s $^{-1}$, which is comparable to the jet power of the nucleus in the Perseus cluster (Fabian et al. 2002). Other parameters are $\dot{M} = 50 M_\odot \text{ yr}^{-1}$, and $f_c = 0$. In general, larger \dot{M} reproduces observed temperature and density profiles better. However, large \dot{M} is inconsistent with recent X-ray observations as was mentioned in § 1. For comparison, we show the results of a genuine cooling flow model ($\dot{M} = 500 M_\odot \text{ yr}^{-1}$, $\alpha_{w0} = 0$, and $f_c = 0$) and the *Chandra* observations of the Perseus cluster (Sanders et al. 2004). Figures 1a and 1b show that only a small region is heated. The jumps of T and n_e at $r = 2\lambda_0 = 18$ kpc are produced by weak shock waves that start to dissipate there. The energy of the sound waves rapidly dissipates at the shocks, which is clearly illustrated in short dissipation lengths, $l_w \sim 2\text{--}15$ kpc (Fig. 1c). These dissipation lengths are smaller than those of viscous dissipation for linear waves, which can be represented by $l_v = 420 \lambda_9^2 n_{0.08} T_3^{-2}$ kpc, where the wavelength $\lambda = 9 \lambda_9$ kpc, the density $n = 0.08 n_{0.08} \text{ cm}^{-3}$, and the temperature $T = 3 T_3$ keV (Fabian et al. 2003; Landau & Lifshitz 1959). In Figure 1, the ICM density becomes large and the temperature becomes small at $r \gtrsim 2\lambda_0$ so that the rapid shock dissipation is balanced with radiative cooling. Because of this, waves cannot reproduce the observed temperature and density profiles that gradually change on a scale of ~ 100 kpc. Note that the density peaks in Figures 1b indicates that the solutions are unstable. In an actual cluster, this would lead to convection, and the ICM would be heated through the convection rather than the dissipation of sound waves alone.

In Figure 2, we present the results when $\tau = 2 \times 10^7$ yr. Compared with the case of $\tau = 1 \times 10^7$ yr, the wave energy dissipates in outer regions. However, the dissipation lengths are still smaller than the cluster core size (~ 100 kpc). Note that larger τ (or λ_0) means formation of larger bubbles. As indicated by Churazov et al. (2000), it is unlikely that the size of the bubbles becomes much larger than 20 kpc; the bubbles start rising through buoyancy before they become larger. On the other hand, when $\tau < 10^7$ yr ($\lambda_0 < 9$ kpc), the waves heat only the ICM around the cluster center. The predicted temperature and density profiles are obviously inconsistent with the observations.

The inclusion of thermal conduction changes the situation dramatically. Figure 3 shows the results when $f_c = 0.2$. The value of f_c is based on the study of Narayan & Medvedev (2001). The models including both wave heating and thermal conduction can well reproduce the observed temperature and density profiles. Figure 3c shows the contribution of the wave heating ($-\nabla \cdot \mathbf{F}_w$) to compensating radiative cooling ($n_e^2 \Lambda$). Since $-\nabla \cdot \mathbf{F}_w / n_e^2 \Lambda > 1/2$ for $r \sim 20\text{--}30$ kpc, the wave heating is more effective than the thermal conduction in that

region.

4. Discussion

We showed that sound waves created by the central AGN alone cannot reproduce the observed temperature and density profiles of a cluster, because the dissipation length of the waves is much smaller than the size of a cluster core and the waves cannot heat the whole core. The same problem has been known for models of solar-corona heating by sound waves (e.g. Stein & Schwartz 1972). The problem of the short dissipation length should also be studied for other heating models including the bubble motion in clusters. On the other hand, we found that if we include thermal conduction from the hot outer layer of a cluster with the conductivity of 20% of the Spitzer value, the observed temperature and density profiles can be reproduced. The idea of the “double heating” (AGN plus thermal conduction) was proposed by Ruszkowski & Begelman (2002).

However, the fine structures observed in cluster cores may show that the actual conductivity is much smaller than that we assumed (e.g. Fujita et al. 2002; Mazzotta et al. 2003); the structures would soon be erased, if the conductivity is that large. If the conductivity is small, we need to consider other possibilities. While we considered successive minor AGN activities, some authors consider that rare major AGN activities should be responsible for heating of cool cores (Soker et al. 2001; Kaiser & Binney 2003). In this scenario, powerful bursts of the central AGN excite strong shocks and heat the surrounding gas in the inner region of a cluster on a timescale of $\gtrsim 10^9$ yr. In fact, McNamara et al. (2005) found such a violent activity in a distant cluster. Moreover, in this scenario, heating and cooling are not necessarily balanced at a given time, although they must be balanced on a very long-term average. This is consistent with the fact that there is no correlation between the masses of black holes in the central AGNs and the X-ray luminosities of the central regions of the clusters (Fujita & Reiprich 2004). Alternative idea is that cluster mergers are responsible for heating of cool cores (Fujita, Matsumoto, & Wada 2004; Fujita et al. 2005). In this “tsunami” model, bulk gas motions excited by cluster mergers produce turbulence in and around a core, because the cooling heavy core cannot be moved by the bulk gas motions, and the resultant relative gas motion between the core and the surrounding gas induces hydrodynamic instabilities. The core is heated by turbulent diffusion from the hot outer region of the cluster. Since the turbulence is produced and the heating is effective only when the core is cooling and dense, fine-tuning of balance between cooling and heating is alleviated for this model.

Y. F. was supported in part by a Grant-in-Aid from the Ministry of Education, Culture, Sports, Science, and Technology of Japan (17740162). T. K. S. is financially supported by the JSPS Research Fellowship for Young Scientists, grant 4607.

REFERENCES

- Binney, J., & Tabor, G. 1995, MNRAS, 276, 663
- Böhringer, H., Matsushita, K., Churazov, E., Ikebe, Y., & Chen, Y. 2002, A&A, 382, 804
- Churazov, E., Brügggen, M., Kaiser, C. R., Böhringer, H., & Forman, W. 2001, ApJ, 554, 261
- Churazov, E., Forman, W., Jones, C., & Böhringer, H. 2000, A&A, 356, 788
- Churazov, E., Sunyaev, R., Forman, W., & Böhringer, H. 2002, MNRAS, 332, 729
- Ciotti, L., & Ostriker, J. P. 2001, ApJ, 551, 131
- Ettori, S., De Grandi, S., & Molendi, S. 2002, A&A, 391, 841
- Fabian, A. C. 1994, ARA&A, 32, 277
- Fabian, A. C., Celotti, A., Blundell, K. M., Kassim, N. E., & Perley, R. A. 2002, MNRAS, 331, 369
- Fabian, A. C., Reynolds, C. S., Taylor, G. B., & Dunn, R. J. H. 2005, submitted to MNRAS (astro-ph/0501222)
- Fabian, A. C., Sanders, J. S., Allen, S. W., Crawford, C. S., Iwasawa, K., Johnstone, R. M., Schmidt, R. W., & Taylor, G. B. 2003, MNRAS, 344, L43
- Forman, W. et al. 2005, ApJ, in press (astro-ph/0312576)
- Fujita, Y., Matsumoto, T., & Wada, K. 2004, ApJ, 612, L9
- Fujita, Y., Matsumoto, T., Wada, K., & Furusho, T. 2005, ApJ, 619, L139
- Fujita, Y., & Reiprich, T. H. 2004, ApJ, 612, 797
- Fujita, Y., Sarazin, C. L., Kempner, J. C., Rudnick, L., Slee, O. B., Roy, A. L., Andernach, H., & Ehle, M. 2002, ApJ, 575, 764
- Fujita, Y., Suzuki, T. K., & Wada, K. 2004, ApJ, 600, 650
- Fukushige, T., & Makino, J. 1997, ApJ, 477, L9
- Ikebe, Y., et al. 1997, ApJ, 481, 660

- Kaastra, J. S., Ferrigno, C., Tamura, T., Paerels, F. B. S., Peterson, J. R., & Mittaz, J. P. D. 2001, *A&A*, 365, L99
- Kaiser, C. R., & Binney, J. 2003, *MNRAS*, 338, 837
- Landau, L. D., & Lifshitz, E. M. 1959, *Fluid Mechanics*, § 94, § 114 (London: Pergamon)
- Makishima, K., et al. 2001, *PASJ*, 53, 401
- Mazzotta, P., Edge, A. C., & Markevitch, M. 2003, *ApJ*, 596, 190
- McNamara, B. R., Nulsen, P. E. J., Wise, M. W., Rafferty, D. A., Carilli, C., Sarazin, C. L., & Blanton, E. L. 2005, *Nature*, 433, 45
- Mihalas, D., & Mihalas, W. B. 1984, *Foundations of Radiation Hydrodynamics*, § 5.3 (New York: Oxford Univ. Press)
- Narayan, R., & Medvedev, M. V. 2001, *ApJ*, 562, L129
- Navarro, J. F., Frenk, C. S., & White, S. D. M. 1997, *ApJ*, 490, 493
- Peterson, J. R. et al. 2001, *A&A*, 365, L104
- Quilis, V., Bower, R. G., & Balogh, M. L. 2001, *MNRAS*, 328, 1091
- Rephaeli, Y. 1987, *MNRAS*, 225, 851
- Reynolds, C. S., Heinz, S., & Begelman, M. C. 2002, *MNRAS*, 332, 271
- Ruszkowski, M., & Begelman, M. C. 2002, *ApJ*, 581, 223
- Ruszkowski, M., Brüggem, M., & Begelman, M. C. 2004, *ApJ*, 615, 675
- Sanders, J. S., Fabian, A. C., Allen, S. W., & Schmidt, R. W. 2004, *MNRAS*, 349, 952
- Saxton, C. J., Sutherland, R. S., & Bicknell, G. V. 2001, *ApJ*, 563,
- Soker, N., White, R. E., David, L. P., & McNamara, B. R. 2001, *ApJ*, 549, 832
- Stein, R. F. & Schwartz, R. A. 1972, *ApJ*, 177, 807
- Sutherland, R. S. & Dopita, M. A. 1993, *ApJS*, 88, 253
- Suzuki, T. K. 2002, *ApJ*, 578, 598
- Tamura, T. et al. 2001, *A&A*, 365, L87

Tucker, W. H. & Rosner, R. 1983, ApJ, 267, 547

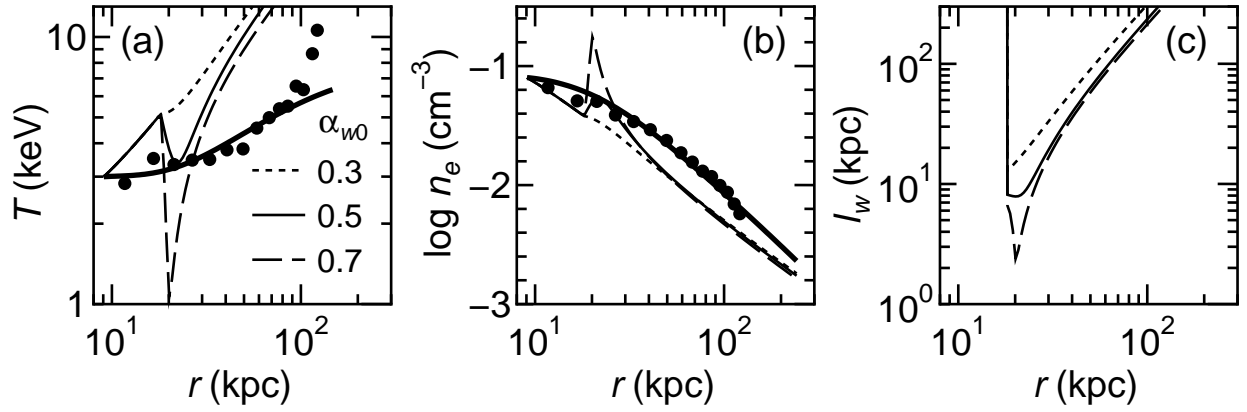


Fig. 1.— (a) Temperature, (b) density, and (c) dissipation length profiles for $\alpha_{w0} = 0.3$ (dotted lines), 0.5 (thin solid lines), and 0.7 (dashed lines). Other parameters are $\tau = 1 \times 10^7$ yr, $\dot{M} = 50 M_{\odot} \text{ yr}^{-1}$, and $f_c = 0$. Filled circles are *Chandra* observations of the Perseus cluster (Sanders et al. 2004). The bold solid lines correspond to a genuine cooling flow model of $\dot{M} = 500 M_{\odot} \text{ yr}^{-1}$.

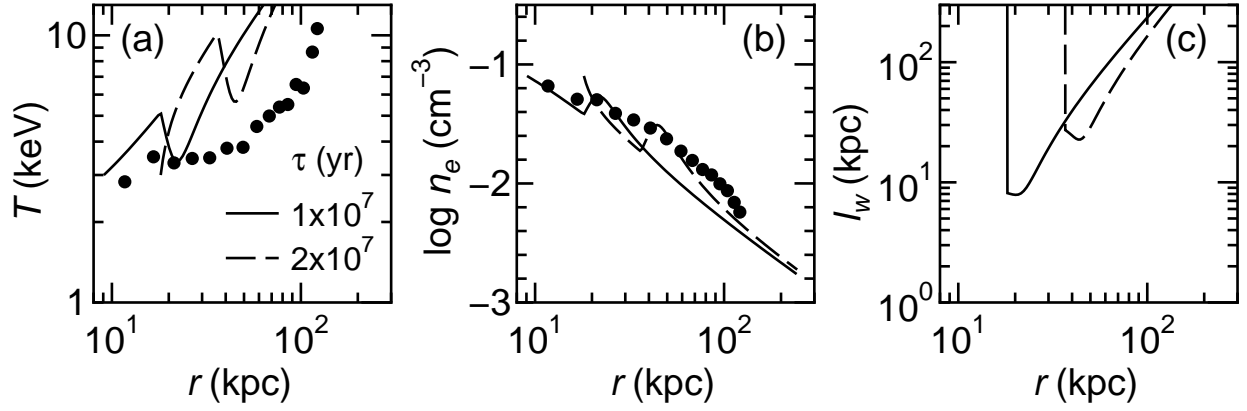


Fig. 2.— Same as Fig. 1 but for $\tau = 1 \times 10^7$ yr (solid lines), and 2×10^7 yr (dashed lines). Other parameters are $\alpha_{w0} = 0.5$, $\dot{M} = 50 M_{\odot} \text{ yr}^{-1}$, and $f_c = 0$.

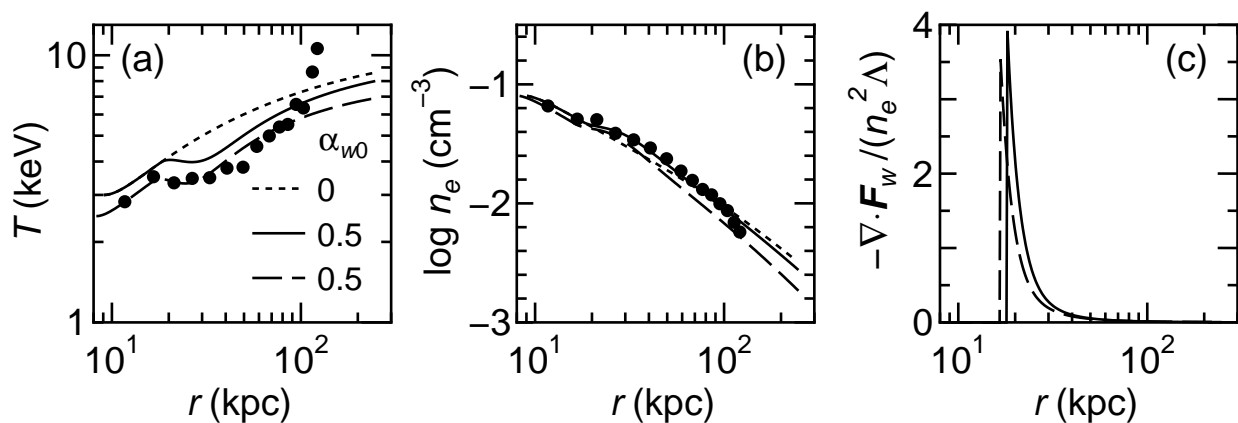


Fig. 3.— (a) Temperature, (b) density, and (c) dissipation strength profiles for $\alpha_{w0} = 0$ and $T_0 = 3$ keV (dotted lines), $\alpha_{w0} = 0.5$ and $T_0 = 3$ keV (solid lines), and $\alpha_{w0} = 0.5$ and $T_0 = 2.5$ keV (dashed lines). Other parameters are $\tau = 1 \times 10^7$ yr, $\dot{M} = 50 M_\odot \text{ yr}^{-1}$, and $f_c = 0.2$. Filled circles are *Chandra* observations of the Perseus cluster (Sanders et al. 2004).