

Cepheids, Eclipsing Binaries and the Distance Scale: from the Galaxy to the Local Group

Lucas M. Macri¹

*National Optical Astronomy Observatory, 950 North Cherry Avenue,
Tucson, AZ 85719, United States*

Abstract. I present a review of recent observational work on Cepheid variables and eclipsing binaries in our Galaxy, the Magellanic Clouds, and other members of the Local Group.

1. Introduction

The SOC has kindly invited me to review recent work on Cepheid variables and eclipsing binaries, and their impact on the Extragalactic Distance Scale. They have asked me to focus on our Galaxy, the Magellanic Clouds, and other members of the Local Group. Given the large amount of ongoing work on these topics, this review may inadvertently have missed a recent article or two, or failed to mention a seminal contribution from earlier times. I apologize in advance for any such omissions, and urge the interested reader to follow up on the articles listed in bibliography for additional references to work on the field. I also recommend the review by Jacoby et al. (1992) on the Extragalactic Distance Scale as well as the review by Andersen (1991) on eclipsing binaries, both of which contain extensive references to previous work on the field.

This article is organized as follows: §2 discusses advances on Galactic Cepheids; §3 summarizes work on Magellanic Cloud Cepheids and detached eclipsing binaries; §4 reviews discoveries in other Local Group members. §5 briefly examines research focused on more distant galaxies and §6 contains the conclusions.

2. Cepheids in the Milky Way Galaxy

2.1. Parallaxes

The *Hipparcos* satellite (Perryman et al. 1997) provided parallaxes for over 200 Cepheid variables, but most of the measurements had extremely low S/N . Feast and Catchpole (1997) carried out the first determination of the Cepheid Period-Luminosity relation zeropoint based on *Hipparcos* parallaxes, followed by Madore and Freedman (1998), Lanoix et al. (1999) and Groenewegen and Oudmaijer (2000).

¹Hubble Fellow

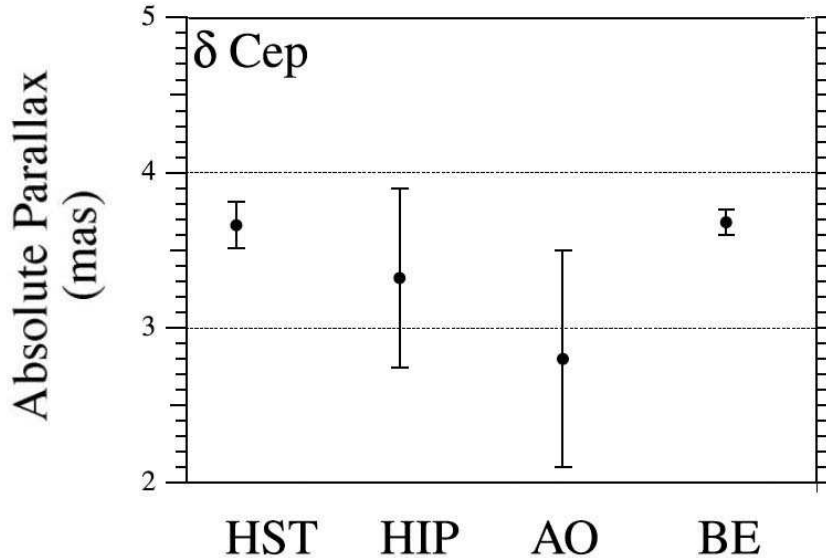


Figure 1. Reproduction of Figure 6 from Benedict et al. (2002). Recent parallax measurements of δ Cephei. HST=their results; HIP=*Hipparcos* measurement; AO=Gatewood et al. (1998); BE=predicted parallax from Barnes-Evans relation as calibrated by Nordgren et al. (2002)

Recently, Benedict and collaborators have carried out a campaign to obtain high-precision parallaxes for 11 nearby Cepheids using the Fine Guidance Sensors onboard the *Hubble Space Telescope*. Their first result was a new parallax for δ Cep (Benedict et al. 2002). Observations for an additional 10 Cepheids have been obtained and are currently being analyzed. The *HST* data will enable a direct calibration of the Galactic Cepheid P-L relation.

2.2. Interferometric observations

The last few years have seen great advances in the area of interferometric observations of Galactic Cepheids. Mourard et al. (1997) measured the first angular diameter of a Cepheid (δ Cep) using the GI2T interferometer. Additional angular diameter measurements of other Cepheids were obtained by Nordgren et al. (2000) (α UMi, η Aql, ζ Gem) with the NPOI interferometer and Kervella et al. (2001) (ζ Gem) with the IOTA interferometer.

An important breakthrough was achieved by Lane et al. (2000), who used the PTI interferometer to resolve for the first time the change in angular diameter of a Cepheid (in this case, η Aql) as a function of pulsation period. Kervella et al. (2004d) extended the sample of Cepheids with such measurements to a total of seven objects, using the VLTI iterferometer. The combination of angular diameters and radial velocities as a function of phase enables the use of the interferometric Baade-Wesselink method (Sasselov and Karovska 1994) to determine the distance to a Cepheid. Kervella et al. (2004a) used these distance determinations to calibrate the Cepheid Period-Radius and Period-Luminosity

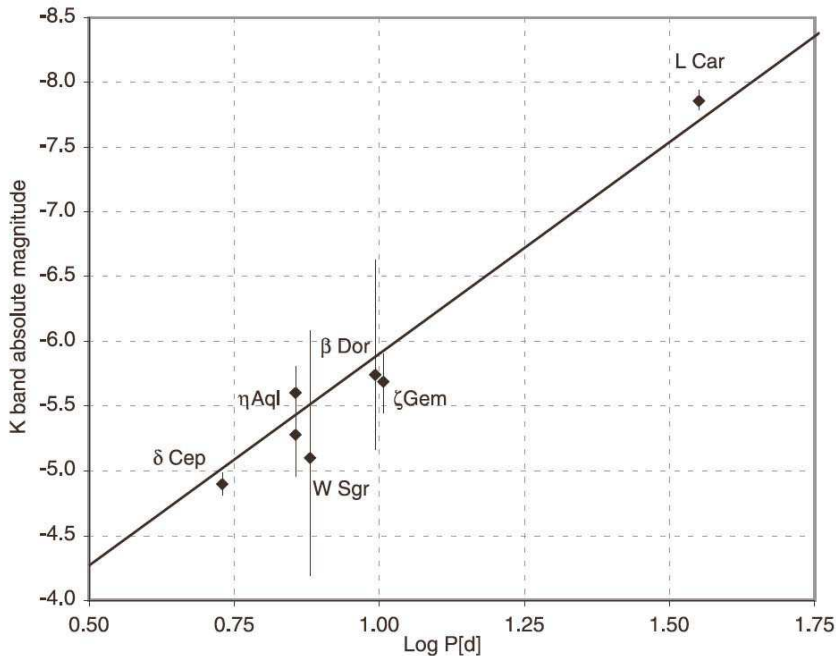


Figure 2. Reproduction of Figure 2 from Kervella et al. (2004b). K-band Period-Luminosity Relation for Galactic Cepheids with distances derived through interferometric observations.

relations, although the sample size and period range is limited at the moment. However, future upgrades to the VLTI should result in 5% distance determinations to ~ 30 Cepheids spanning a greater range in periods, enabling an accurate and precise independent calibration of the Cepheid Period-Luminosity relation.

2.3. The Infrared Surface Brightness Technique

Wesselink (1969) derived a correlation between the surface brightness of a star in the V band, s_V , and a dereddened color index, $(B-V)_0$, using stellar angular diameters measured through lunar occultations. The relation was applied to δ Cep to determine its absolute magnitude and hence, its distance. Barnes and Evans (1976) used a larger sample of angular diameters to extend the method to later stellar types (more appropriate to Cepheids) and derived relations using the dereddened color indices $(V-R)_0$ and $(R-I)_0$. Welch (1994) proposed a near-infrared variant of the technique, using the K -band surface brightness and the dereddened color index $(V-K)_0$.

Fouque and Gieren (1997) provided a modern recalibration of the surface brightness-color relations by using interferometrically determined angular diameters of giants and supergiants. The recent advances in interferometry discussed in §2.2 have shown that Cepheids follow the same surface brightness-color relations as non-pulsating giants and supergiants (Lane et al. 2002; Kervella et al. 2004b). Indeed, Kervella et al. (2004c) were able to demonstrate that the an-

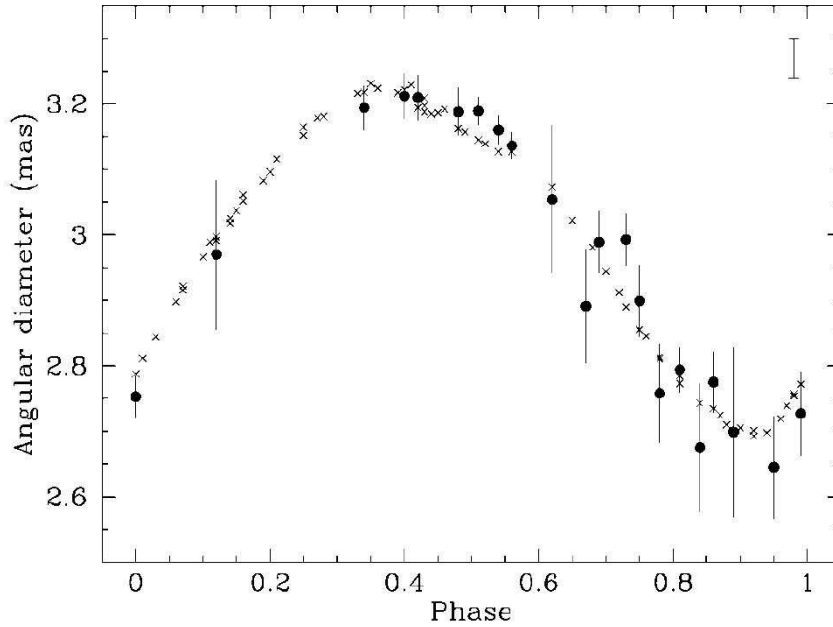


Figure 3. Reproduction of Figure 3 from Kervella et al. (2004c). Comparison of interferometrically-determined angular diameters for the Cepheid *l* Car (filled circles) with angular diameters derived with the ISB technique (crosses) as calibrated by Fouque and Gieren (1997).

gular diameter of *l* Car as a function of phase follows the prediction of the Fouque and Gieren (1997) relation at the 1% level.

Gieren et al. (1997) used the forementioned calibration of the surface brightness-color relation to establish the use of the Infrared Surface Brightness (ISB) technique as a distance indicator. The ISB technique requires the adoption of a projection factor (hereafter, *p*-factor) to translate the measured radial velocities into pulsational velocities of the stellar surface. Gieren et al. (1997) determined distances to 16 Galactic Cepheids, and found excellent agreement with distances measured through the Zero-Age Main Sequence (ZAMS) method. Gieren et al. (1998) then applied the ISB technique to 34 Galactic Cepheids and derived Period-Luminosity relations in the *V*, *I*, *J*, *H* and *K* bands. The P-L relations exhibited statistically significant steeper slopes than the corresponding P-L relations of Cepheids in the Large Magellanic Cloud.

Recently, Tammann et al. (2003) used over 300 Galactic Cepheids with *BVI* photometry from Berdnikov et al. (2000) to calculate Period-Color relations and compare them with model predictions. They also calculated Period-Luminosity relations using 25 Cepheids with ZAMS distances and 28 Cepheids with ISB distances, and confirmed the steeper slopes of the Galactic P-L relations (relative to LMC Cepheids). Ngeow and Kanbur (2004) have also found similar results based on a slightly different set of Galactic Cepheids.

This puzzling discrepancy in the slope of the P-L relations could have extremely severe consequences for the use of Cepheids as extragalactic indicators.

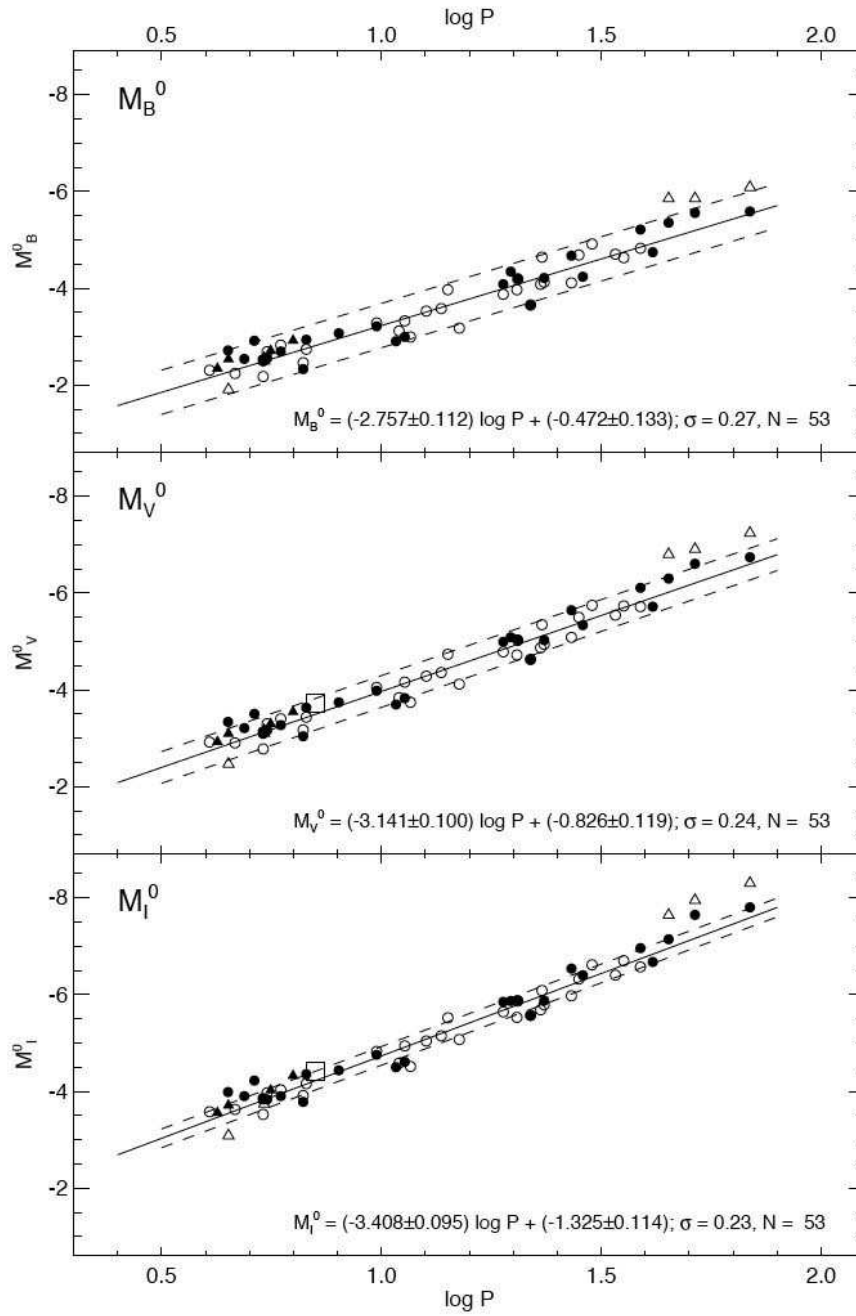


Figure 4. Reproduction of Figure 11 from Tammann et al. (2003). Period-Luminosity relations of Galactic Cepheid in *BVI* based on 25 objects with ZAMS distances (filled symbols) and 28 variables with ISB distances (open symbols). The square in the *V* and *I* panels represents the calibration derived by Groenewegen and Oudmaijer (2000).

However, as we shall see in §3.1, recent work on LMC Cepheids seems to indicate that the adopted p -factor of the ISB technique may be to blame for the discrepancy. In this regard, the parallaxes being obtained by Benedict et al. can be combined with interferometric measurements to empirically determine the value and period dependence of the p -factor (Mérand et al. 2005). Furthermore, theoretical modelling of Cepheid atmospheres (Nardetto et al. 2004; Marengo et al. 2003, 2002; Bono et al. 2000; Sabbey et al. 1995) will provide important insight into this problem.

2.4. Other applications of Galactic Cepheids

Galactic Cepheids can also be used to map the properties of our Milky Way. The detailed spectroscopic observations of Andrievsky et al. (2002a,b,c) and Luck et al. (2003) have been used to map the Galactic abundance gradient in great detail. This gradient can be compared with those obtained using older populations (such as planetary nebulae and open clusters) and younger populations (such as OB stars and H II regions) to derive the rate of change of the gradient as a function of time (Maciel et al. 2005).

Galactic Cepheids also have, in many cases, extensive time series of photometric observations that go back as much as a century. Since the most massive Cepheids are expected to cross the instability strip (and hence evolve in period) in timescales of $\sim 10^3$ years, the existing synoptic data can be analyzed to measure the rate of change of the period of a Cepheid as a function of time. For example, Turner and Berdnikov (2004) have determined a period change for the 45-day Cepheid SV Vul of $-214.3 \pm 5.5 \text{ s yr}^{-1}$ and established that it is on its second crossing of the instability strip. As shown in that paper, the distribution of \dot{P} as a function of period can be used in combination with semi-empirical and model predictions of period evolution to determine the particular crossing of the instability strip for any given Cepheid.

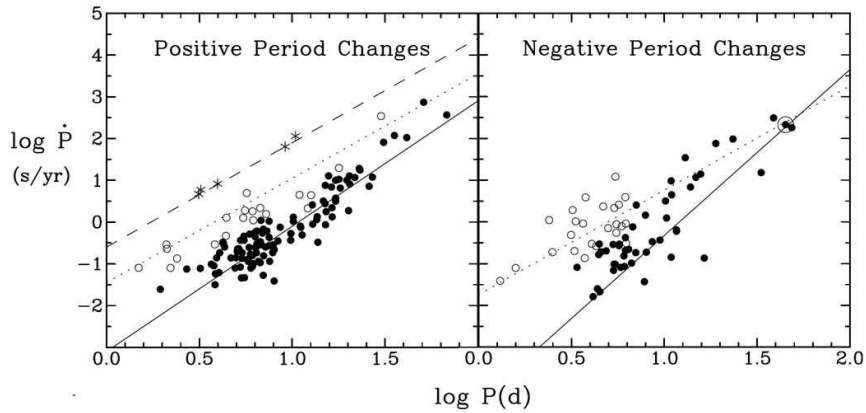


Figure 5. Reproduction of Figure 2 from Turner and Berdnikov (2004). Observed rates of period change for Cepheids and comparison with model and semi-empirical predictions. Left: Cepheids with period increases, crossing the instability strip for the first (stars), third (filled) or fifth time (open). Right: Cepheids with period decreases, crossing the instability strip for the second (filled) or fourth time (open).

3. The Magellanic Clouds

3.1. Cepheids in the Magellanic Clouds

Cepheid Period-Luminosity and Period-Color Relations

The history of Cepheids in the Magellanic Clouds extends a century into the past, since the discovery of the Cepheid Period-Luminosity relation by Leavitt (1908) based on photographic observations of the Small Magellanic Cloud. Until a few years ago, the best *BVRIJHK* Cepheid P-L relations of LMC Cepheids were those derived by Madore and Freedman (1991), based on photoelectric and CCD observations of 25 ‘‘Harvard Variables’’ with $P > 10$ d. Sebo et al. (2002) later augmented the classically observed *BVRI* sample to ~ 80 Cepheids, while Persson et al. (2004) enlarged the *JHK* sample to ~ 90 variables.

The microlensing surveys (EROS, MACHO, OGLE) that began during the 1990s have obtained unprecedented synoptic data sets for the Magellanic Clouds, and have yielded literally *thousands* of new Cepheid variables (mostly at short periods). One of the first results to come out of these surveys was the determination by the MACHO team (Alcock et al. 1995) of a clear separation between the P-L relations of fundamental and first-overtone pulsators.

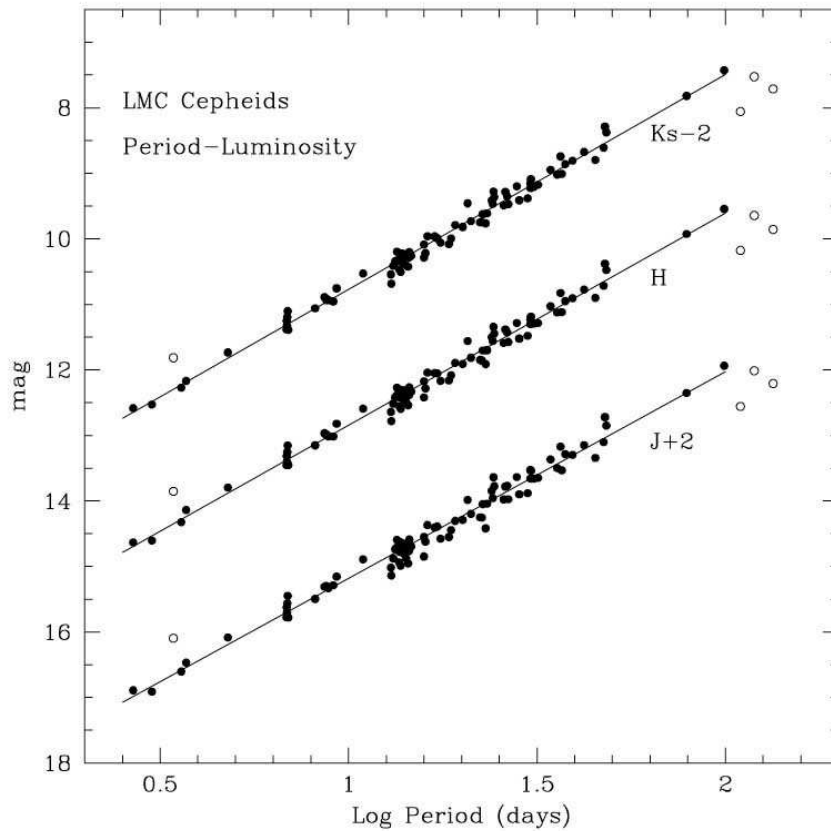


Figure 6. Reproduction of Figure 3 from Persson et al. (2004). Period-Luminosity-Color relations in *JHK* of Large Magellanic Cloud Cepheids

The OGLE team (Udalski et al. 1999) derived new *BVI* P-L relations of Magellanic Cloud Cepheids using $> 10^3$ variables discovered in their survey. Recently, Sandage et al. (2004) combined the observations of Udalski et al. (1999), Sebo et al. (2002) and others to derive new Period-Luminosity and Period-Color relations of Magellanic Cloud Cepheids. They find evidence for a break in the slopes of these relations around $P = 10$ d, a result that was confirmed by Kanbur and Ngeow (2004).

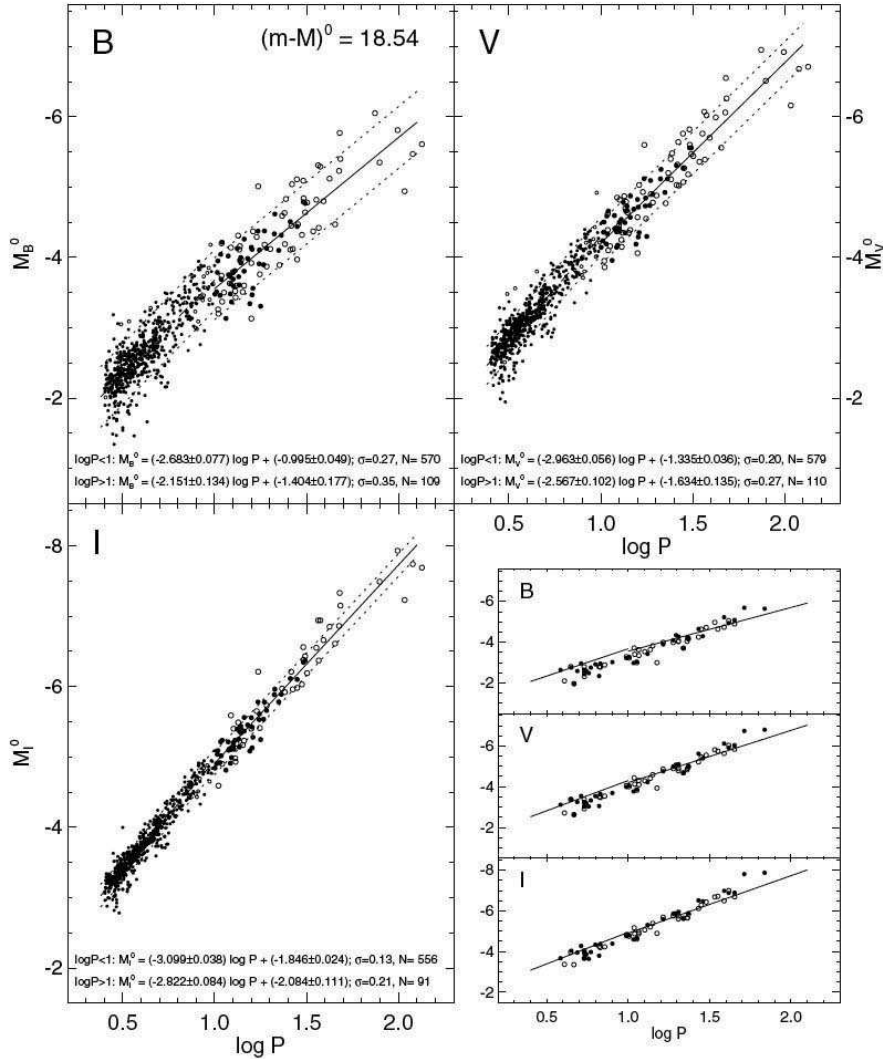


Figure 7. Reproduction of Figure 4 from Sandage et al. (2004). Period-Luminosity-Color relations in *BVI* of Large Magellanic Cloud Cepheids, fitted with two linear regressions breaking at $\log P = 1.0$. For comparison, the lower right panel shows the Galactic Cepheids (open and filled symbols, from Tammann et al. 2003) overplotted on the mean LMC P-L relations.

Determinations of the metallicity dependence of the Cepheid Distance Scale using Magellanic Cloud Cepheids

The application of the Cepheid Period-Luminosity Relation as a distance indicator crucially depends on the assumption of its universality from galaxy to galaxy. One possible systematic effect that could affect Cepheid distances at the 10% level is the so-called “metallicity effect” — that is, changes in the zeropoint and slope of the P-L and P-C relations as a function of chemical abundance. Several studies have taken advantage of the difference in mean chemical abundance between the Small and Large Magellanic Clouds (~ 0.5 dex) to characterize the effect using the Cepheids located in these galaxies.

Sasselov et al. (1997) used EROS photometry of SMC and LMC Cepheids to characterize the metallicity effect in the B band at ~ -0.4 mag/dex. Udalski et al. (2001) relied on OGLE photometry of LMC, SMC and IC1613 Cepheids and other distance indicators (red clump stars, RR Lyrae variables, and the tip of the red giant branch) and found no discernible differential effects in the zeropoints of these methods. Recently, Romaniello et al. (2005) have obtained high-resolution spectroscopy of 37 Galactic and Magellanic Cloud Cepheids to investigate the metallicity effect. Their results seem to contradict the earlier empirical determination of Kennicutt et al. (1998) and favor the theoretical prediction of Fiorentino et al. (2002).

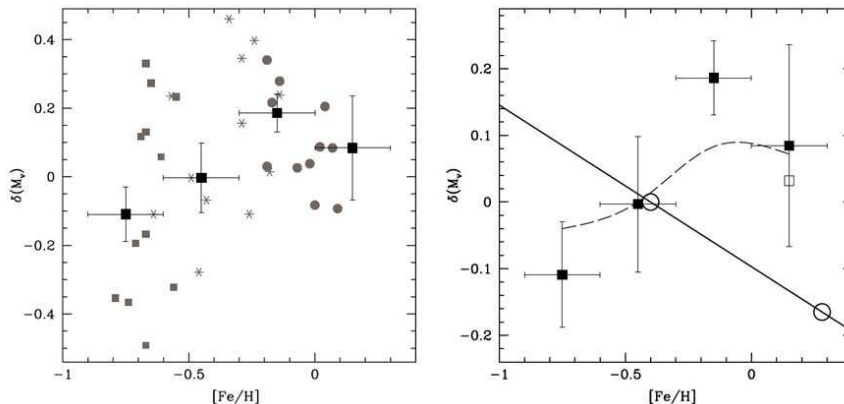


Figure 8. Reproduction of Figure 1 from Romaniello et al. (2005). Left: V -band residuals relative to the P-L relation adopted by Freedman et al. (2001), plotted against $[\text{Fe}/\text{H}]$, for Cepheids in the Galaxy (circles), the LMC (stars) and the SMC (squares). Median values are represented by black squares. Right: Comparison of the median values with the theoretical prediction of Fiorentino et al. (2002) (dashed line) and the empirical determination of Kennicutt et al. (1998) (open circles and solid line).

Infrared Surface Brightness technique distances to Cepheids in the LMC

The latest development in Magellanic Cloud Cepheids comes from the application of the ISB technique to variables in the LMC. Storm et al. (2005) have obtained new near-infrared photometry and optical radial velocities for six Cepheids in the LMC cluster NGC 1866, and have calculated ISB distances to these variables. Gieren et al. (2005) combined the Persson et al. (2004) light

curves for seven Cepheids in the disk of the LMC with existing and new radial velocities to derive ISB distances to these objects.

The combined data set of ISB distances to LMC Cepheids, presented in Gieren et al. (2005), shows a dependence of distance with period, although this correlation depends strongly on the assumption of a common distance for NGC 1866 and the disk of the LMC (see Salaris et al. 2003; Storm et al. 2005, for discussions on this point). Gieren et al. (2005) ascribe the correlation of distances with periods to an erroneous choice of the p -factor, and calculate a new relation between p -factor and period with a steeper slope than what had been previously adopted. As a consequence of this revision, the slope of the Galactic K -band P-L relation is reduced and becomes fully consistent with the one derived by Persson et al. (2004) for LMC Cepheids.

While additional ISB distances to short-period Cepheids in the disk of the LMC are required to strengthen the new p -factor relation proposed by Gieren et al. (2005), it is comforting to see that its adoption clears the puzzling discrepancy in P-L slopes mentioned at the end of §2.3.

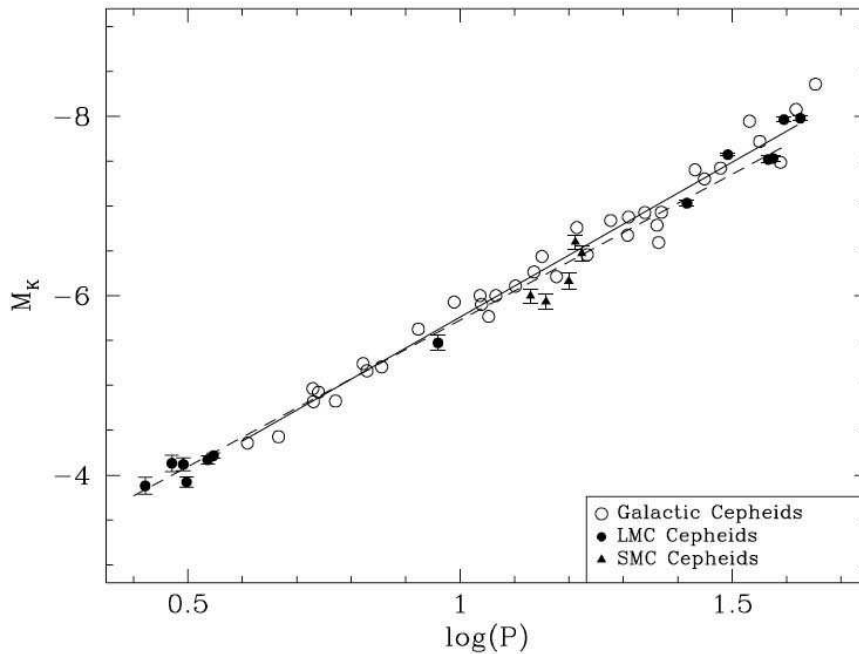


Figure 9. Reproduction of Figure 12 from Gieren et al. (2005). The application of the new p -factor scaling has reconciled the slopes of the P-L relations in the Galaxy and the Magellanic Clouds.

3.2. Eclipsing binaries in the Magellanic Clouds

Our detailed knowledge of Magellanic Cloud Cepheids reviewed in the previous pages was, until recently, hampered by one crucial piece of information that was relatively unknown: accurate and precise distances to the Magellanic Clouds. The review by Gibson (2000) presented a disturbing picture of the situation at the beginning of the decade, with a spread of ~ 0.5 mag among different estimates of the distance modulus of the LMC and little overlap of error bars — tell-tale signs of neglected systematics.

One of the most promising solutions to this problem is the determination of geometrical distances to the Clouds, based on observations of detached eclipsing binaries (hereafter, DEBs). While this method requires the use of theoretical stellar atmosphere models (which could contribute unknown systematic errors), the risk can be mitigated by studying many systems with a large range of effective temperatures. The line-of-sight extinction, another source of possible systematic error, can be accurately characterized by obtaining UV spectroscopy of the systems.

The first-generation microlensing surveys (EROS, MACHO, OGLE-I) discovered new promising early-type EBs and provided high-quality light curves for previously-known systems. Thus far, three DEBs in the LMC have been studied in detail: HV 2274 (Guinan et al. 1998), HV 982 (Fitzpatrick et al. 2002) and EROS 1044 (Ribas et al. 2002). They yield very consistent distances to the center of the LMC of 48 ± 2 kpc. A fourth system, HV 5936 (Fitzpatrick et al. 2003), consists of a semi-detached eclipsing binary that appears to lie a few kpc on the foreground of the LMC disk. Two more systems are under analysis at the present time: EROS 1066 and MACHO053648.7-691700.

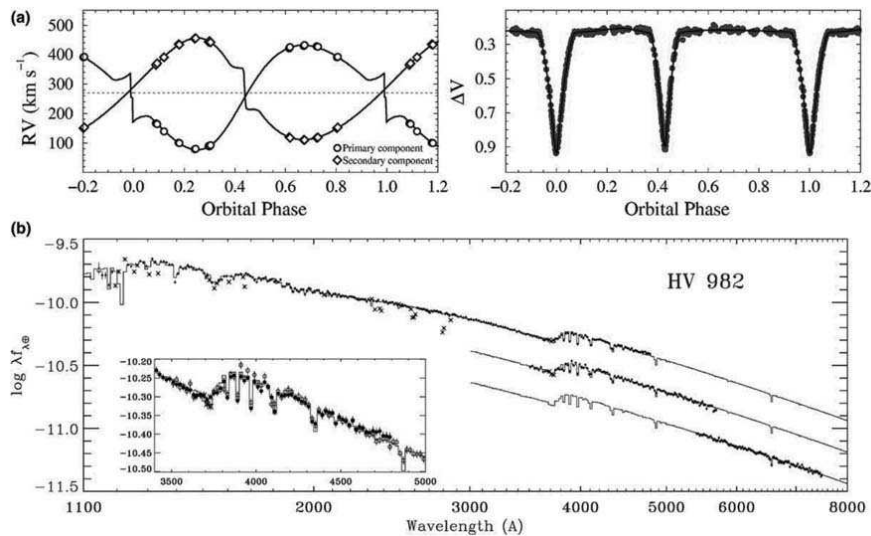


Figure 10. Reproduction of Figure 4 from Guinan et al. (2004), showing the radial velocity curve, V-band light curve, and spectrophotometric data for the LMC DEB HV 982.

Harries et al. (2003) recently presented first results from an ongoing program to study over 100 eclipsing binaries in the SMC, using OGLE photometry and radial velocities obtained in multiplexed fashion with the 2dF spectrograph. They derived a distance of 60 ± 4 kpc to the SMC, primarily based on 3 DEBs and 6 semi-detached systems. Wyithe and Wilson (2002) had previously advocated the use of semi-detached systems over DEBs for distance determination because the increased ease of analysis (see also Wilson 2004, for additional details).

Another interesting and recent development was the study by Lepischak et al. (2004) of a binary system in the LMC discovered by the MACHO survey (Alcock et al. 2002) in which the primary star is a 2-day overtone Cepheid and the secondary star appears to be a late-type giant. Further observations in the near-infrared are required before this promising system can be fully characterized.

4. The Local Group

4.1. M31 and M33

M31 and M33 have been surveyed for variables on many occasions, starting with the seminal work of Hubble (1926, 1929) and Baade and Swope (1963, 1965). In one of the first CCD studies of extragalactic Cepheids, Freedman and Madore (1990); Freedman et al. (1991) obtained BVRI photometry of variables discovered by the earlier photographic surveys and showed the application of multi-wavelength observations to account for internal extinction in distance determination.

The first CCD-based synoptic survey for Cepheids and eclipsing binaries in M31 and M33 was carried out by the DIRECT project. The first results for M31 were presented in Kaluzny et al. (1998); Stanek et al. (1998), while Macri et al. (2001) did the same for M33. In all the DIRECT project surveyed $\sim 0.5 \square^\circ$ of M31 and $\sim 0.3 \square^\circ$ of M33 over four years and discovered $\sim 10^3$ Cepheids, ~ 200 eclipsing binaries, and hundreds of miscellaneous variables (see Bonanos et al. 2003, for the latest results in M31). As an interesting side note, the brightest and longest period ($P \sim 55$ d) Cepheid that had been discovered by Hubble (1926) in M33 was found to have stopped pulsating at the present time and increased in brightness by ~ 0.5 mag at B (Macri et al. 2001).

Several promising DEBs were discovered in M31 and M33. Follow-up photometry of was obtained with the Kitt Peak 2.1-m telescope, while spectroscopic measurements were carried out using the Keck and Gemini North telescopes. Bonanos et al. (2005) recently presented the analysis of the first DEB in M33, which resulted in a determination of the distance to that galaxy with a precision of 8%. Meanwhile, Ribas et al. (2004) are carrying out a similar follow-up program of DIRECT DEBs in M31, and Todd et al. (2005) have announced the discovery of additional eclipsing binaries in M31.

In another follow-up study to the DIRECT survey, Macri (2005) have obtained single-phase JHK photometry for ~ 200 Cepheids in M33. The data will be combined with additional optical observations to attempt a differential characterization of the metallicity dependence of the Cepheid P-L relation. This is possible thanks to the large abundance gradient of M33, which spans ~ 0.5 dex.

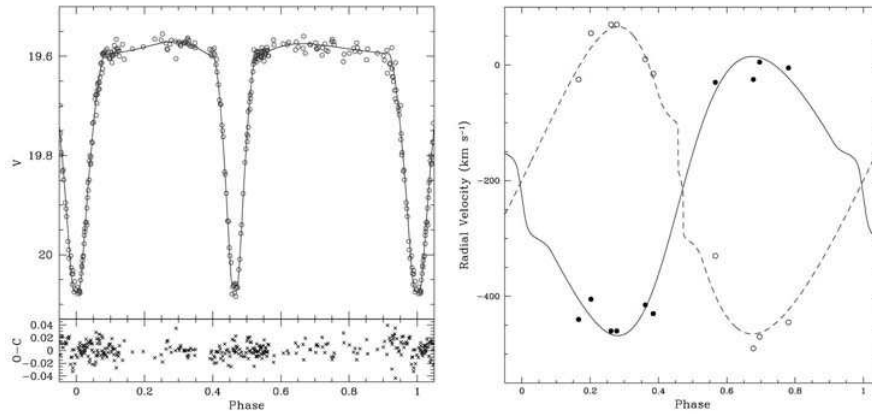


Figure 11. Reproduction of Figures 2 and 4 from Bonanos et al. (2005), showing the V -band light curve and radial velocity curve of a DIRECT eclipsing binary in M33.

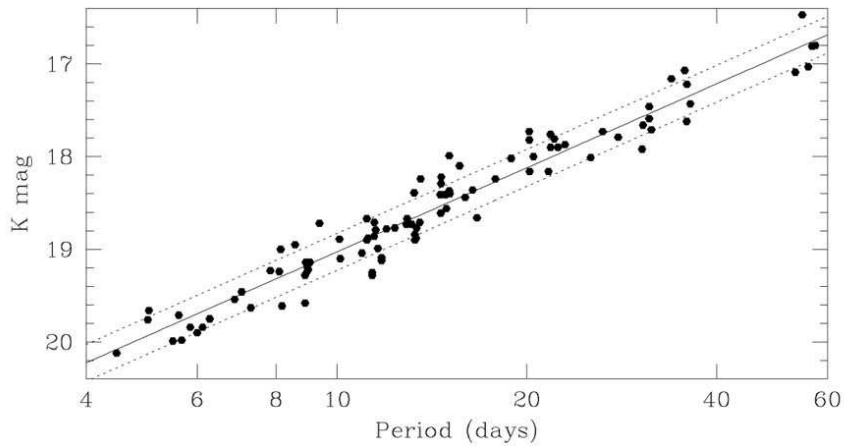


Figure 12. Preliminary K -band P-L relations of Cepheids in M33, from Macri (2005).

The Infrared Surface Brightness technique could – in principle – be applied to Cepheids in M31 and M33. Forestell et al. (2004) have presented preliminary results from spectroscopic observations of Cepheids in these galaxies using the Hobby-Eberly Telescope. Near-IR light curves do not exist for these Cepheids yet, but could be obtained with a modest investment of observing time at 8-10m class telescopes.

4.2. Other Local Group galaxies

CCD surveys for Cepheids in other Local Group galaxies have also been carried out, most notably in the case of IC 1613 (Antonello et al. 2002; Udalski et al. 2001) and NGC 6822 (Antonello et al. 2002; Pietrzyński et al. 2004; Baldacci et al. 2005).

A few dozen eclipsing binaries have also been discovered in other Local Group galaxies, such as Fornax, Leo I, NGC 6822 and Carina (for details, see the recent review by Guinan et al. 2004). Their number are likely to grow in the coming years as additional synoptic surveys are carried out.

5. Beyond the Local Group

While the main focus of this review is on Local Group Cepheids and EBs, I would like to present a short summary of recent work done beyond 1 Mpc. The ARAUCARIA project (Pietrzyński and Gieren 2004) is carrying out a comprehensive ground-based survey of southern hemisphere galaxies, including several members of the Sculptor Group (located at ~ 2 Mpc) with the aim of improving the calibration of several distance indicators. As part of their survey, they have recently discovered over one hundred Cepheids in the Sculptor Group galaxy NGC 300 (Gieren et al. 2004).

The availability of 8-10m class telescopes and the possibility of obtaining data in “service” or “queue” mode has enabled ground-based searches for Cepheids at even greater distances. Recently, Thim et al. (2003) reported the discovery of Cepheids in M83, at a distance of ~ 4.5 Mpc using the VLT. A re-analysis of that data by Bonanos and Stanek (2003) demonstrated the power of difference-image analysis (Alard 2000, hereafter DIA) for increasing the number of detected Cepheids. Unfortunately, DIA only provides the “AC term” of variable lightcurves, so Bonanos and Stanek (2003) proposed a “hybrid” approach for future Cepheid work, combining difference-image analysis of ground-based synoptic surveys with follow-up imaging from HST (to obtain the absolute flux level of the variables).

Moving even further from the Local Group, we come to a unique galaxy in terms of its importance for the Extragalactic Distance Scale. The distance to the spiral galaxy NGC 4258 can be determined to very high precision and accuracy ($\sim 3\%$) through geometrical methods based on VLBI observations of water masers located in the accretion disk of its central supermassive black hole (Herrnstein et al. 1999; Humphreys et al. 2005). Thus, it can provide an excellent determination of the zeropoint of the Cepheid P-L relation. A survey for Cepheids in this galaxy was carried out by Maoz et al. (1999) using the WFPC2 camera onboard *HST* (see Newman et al. 2001, for a revision to the original result).

Unfortunately, the size and period range of the HST/WFPC2 Cepheid sample in NGC 4258 was rather limited. For this reason, an additional survey was recently carried out using the newer Advanced Camera for Surveys on *HST* (Macri et al. 2005). Two fields were targeted: an “outer” one with LMC-like chemical abundance, and an “inner” one with an abundance close to solar. The two samples should allow another differential measurement of the metallicity

effect of the Cepheid P-L relation, similar to the one carried out in M101 by Kennicutt et al. (1998) using HST/WFPC2.

The larger field of view of ACS, increased quantum efficiency and better spatial sampling helped to increase the size of the Cepheid sample by a factor of 10 relative to that of Maoz et al. (1999). Follow-up near-IR observations of a sub-sample of these variables using NICMOS on *HST* are under way. Lastly, a ground-based survey using the Gemini North 8-m telescope has recently been completed by myself and collaborators, with the aim of increasing the number of long-period ($P > 40$ d) Cepheids in this galaxy, which will be crucial to obtain an independent measurement of the slope of the P-L relation and test its universality, as discussed previously in the text.

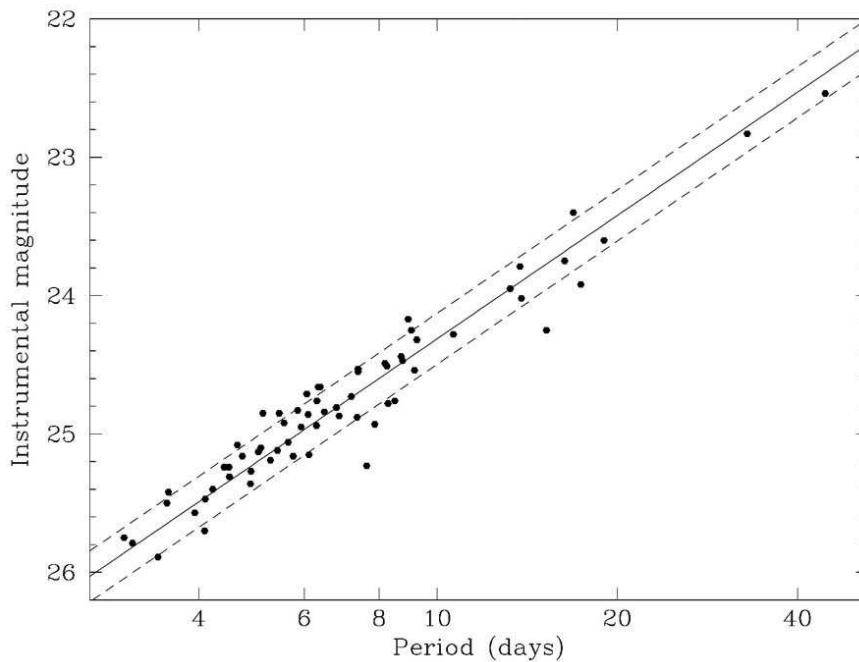


Figure 13. Preliminary *I*-band P-L relations of Cepheids discovered in an outer field of NGC 4258 using HST/ACS, from Macri et al. (2005).

6. Conclusions

I hope this review has shown the great diversity and large number of ongoing observational work on Cepheids and eclipsing binaries in our Local Group (and beyond). These investigations should yield – in the near future – a more robust absolute calibration of the Extragalactic Distance Scale and a clearer understanding of its systematic uncertainties. Such an improvement will help reduce the error budget of the determination of the Hubble constant H_0 (Freedman et al. 2001) and increase our understanding of fundamental stellar physics.

References

- Alard, C. 2000, *A&AS*, 144, 363
 Alcock, C. et al. 2002, *ApJ*, 573, 338
 Alcock, C. et al. 1995, *AJ*, 109, 1653
 Andersen, J. 1991, *A&A Rev.*, 3, 91
 Andrievsky, S. M., Bersier, D., Kovtyukh, V. V., Luck, R. E., Maciel, W. J., Lépine, J. R. D., and Beletsky, Y. V. 2002a, *A&A*, 384, 140
 Andrievsky, S. M. et al. 2002b, *A&A*, 381, 32
 Andrievsky, S. M., Kovtyukh, V. V., Luck, R. E., Lépine, J. R. D., Maciel, W. J., and Beletsky, Y. V. 2002c, *A&A*, 392, 491
 Antonello, E., Fugazza, D., and Mantegazza, L. 2002, *A&A*, 388, 477
 Antonello, E., Fugazza, D., Mantegazza, L., Stefanon, M., and Covino, S. 2002, *A&A*, 386, 860
 Baade, W. and Swope, H. H. 1963, *AJ*, 68, 435
 Baade, W. and Swope, H. H. 1965, *AJ*, 70, 212
 Baldacci, L., Rizzi, L., Clementini, G., and Held, E. V. 2005, *A&A*, 431, 1189
 Barnes, T. G. and Evans, D. S. 1976, *MNRAS*, 174, 489
 Benedict, G. F. et al. 2002, *AJ*, 124, 1695
 Berdnikov, L. N., Dambis, A. K., and Vozyakova, O. V. 2000, *A&AS*, 143, 211
 Bonanos, A. et al. 2005, in preparation
 Bonanos, A. Z. and Stanek, K. Z. 2003, *ApJ*, 591, L111
 Bonanos, A. Z., Stanek, K. Z., Sasselov, D. D., Mochejska, B. J., Macri, L. M., and Kaluzny, J. 2003, *AJ*, 126, 175
 Bono, G., Castellani, V., and Marconi, M. 2000, *ApJ*, 529, 293
 Feast, M. W. and Catchpole, R. M. 1997, *MNRAS*, 286, L1
 Fiorentino, G., Caputo, F., Marconi, M., and Musella, I. 2002, *ApJ*, 576, 402
 Fitzpatrick, E. L., Ribas, I., Guinan, E. F., DeWarf, L. E., Maloney, F. P., and Massa, D. 2002, *ApJ*, 564, 260
 Fitzpatrick, E. L., Ribas, I., Guinan, E. F., Maloney, F. P., and Claret, A. 2003, *ApJ*, 587, 685
 Forestell, A. D., Barnes, T. G., Sneden, C., and Moffett, T. J. 2004, in *ASP Conf. Ser.* 310: IAU Colloq. 193: Variable Stars in the Local Group, p. 99
 Fouque, P. and Gieren, W. P. 1997, *A&A*, 320, 799
 Freedman, W. L. and Madore, B. F. 1990, *ApJ*, 365, 186
 Freedman, W. L. et al. 2001, *ApJ*, 553, 47
 Freedman, W. L., Wilson, C. D., and Madore, B. F. 1991, *ApJ*, 372, 455
 Gatewood, G., Kiewiet de Jonge, J., and Persinger, T. 1998, *AJ*, 116, 1501
 Gibson, B. K. 2000, *Memorie della Societa Astronomica Italiana*, 71, 693
 Gieren, W. et al. 2004, *AJ*, 128, 1167
 Gieren, W., Storm, J., Barnes, T. G., Fouqué, P., Pietrzyński, G., and Kienzle, F. 2005, *ApJ*, 627, 224
 Gieren, W. P., Fouque, P., and Gomez, M. 1998, *ApJ*, 496, 17
 Gieren, W. P., Fouque, P., and Gomez, M. I. 1997, *ApJ*, 488, 74
 Groenewegen, M. A. T. and Oudmaijer, R. D. 2000, *A&A*, 356, 849
 Guinan, E. F. et al. 1998, *ApJ*, 509, L21
 Guinan, E. F., Ribas, I., and Fitzpatrick, E. L. 2004, in *ASP Conf. Ser.* 310: IAU Colloq. 193: Variable Stars in the Local Group, p. 363
 Harries, T. J., Hilditch, R. W., and Howarth, I. D. 2003, *MNRAS*, 339, 157
 Herrnstein, J. R. et al. 1999, *Nat*, 400, 539
 Hubble, E. P. 1926, *ApJ*, 63, 236
 Hubble, E. P. 1929, *ApJ*, 69, 103
 Humphreys, E. M. L., Argon, A. L., Greenhill, L. J., Reid, M. J., and Moran, J. M. 2005, *Ap&SS*, 295, 285
 Jacoby, G. H. et al. 1992, *PASP*, 104, 599

- Kaluzny, J., Stanek, K. Z., Krockenberger, M., Sasselov, D. D., Tonry, J. L., and Mateo, M. 1998, *AJ*, 115, 1016
- Kanbur, S. M. and Ngeow, C. 2004, *MNRAS*, 350, 962
- Kennicutt, R. C. et al. 1998, *ApJ*, 498, 181
- Kervella, P., Bersier, D., Mourard, D., Nardetto, N., and Coudé du Foresto, V. 2004a, *A&A*, 423, 327
- Kervella, P., Bersier, D., Mourard, D., Nardetto, N., Fouqué, P., and Coudé du Foresto, V. 2004b, *A&A*, 428, 587
- Kervella, P., Coudé du Foresto, V., Perrin, G., Schöller, M., Traub, W. A., and Lacasse, M. G. 2001, *A&A*, 367, 876
- Kervella, P., Fouqué, P., Storm, J., Gieren, W. P., Bersier, D., Mourard, D., Nardetto, N., and Foresto, V. C. d. 2004c, *ApJ*, 604, L113
- Kervella, P., Nardetto, N., Bersier, D., Mourard, D., and Coudé du Foresto, V. 2004d, *A&A*, 416, 941
- Lane, B. F., Creech-Eakman, M. J., and Nordgren, T. E. 2002, *ApJ*, 573, 330
- Lane, B. F., Kuchner, M. J., Boden, A. F., Creech-Eakman, M., and Kulkarni, S. R. 2000, *Nat*, 407, 485
- Lanoix, P., Paturel, G., and Garnier, R. 1999, *MNRAS*, 308, 969
- Leavitt, H. S. 1908, *Annals of Harvard College Observatory*, 60, 87
- Lepischak, D., Welch, D. L., and van Kooten, P. B. M. 2004, *ApJ*, 611, 1100
- Luck, R. E., Gieren, W. P., Andrievsky, S. M., Kovtyukh, V. V., Fouqué, P., Pont, F., and Kienzle, F. 2003, *A&A*, 401, 939
- Mérand, A. et al. 2005, *A&A*, 438, L9
- Maciel, W. J., Lago, L. G., and Costa, R. D. D. 2005, *A&A*, 433, 127
- Macri, L. 2005, in preparation
- Macri, L., Bersier, L., D. and Greenhill, Reid, M., and Stanek, K. 2005, in preparation
- Macri, L. M., Sasselov, D. D., and Stanek, K. Z. 2001, *ApJ*, 550, L159
- Macri, L. M., Stanek, K. Z., Sasselov, D. D., Krockenberger, M., and Kaluzny, J. 2001, *AJ*, 121, 870
- Madore, B. F. and Freedman, W. L. 1991, *PASP*, 103, 933
- Madore, B. F. and Freedman, W. L. 1998, *ApJ*, 492, 110
- Maoz, E., Newman, J. A., Ferrarese, L., Stetson, P. B., Zepf, S. E., Davis, M., Freedman, W. L., and Madore, B. F. 1999, *Nat*, 401, 351
- Marengo, M., Karovska, M., Sasselov, D. D., Papaliolios, C., Armstrong, J. T., and Nordgren, T. E. 2003, *ApJ*, 589, 968
- Marengo, M., Sasselov, D. D., Karovska, M., Papaliolios, C., and Armstrong, J. T. 2002, *ApJ*, 567, 1131
- Mourard, D., Bonneau, D., Koechlin, L., Labeyrie, A., Morand, F., Stee, P., Tallon-Bosc, I., and Vakili, F. 1997, *A&A*, 317, 789
- Nardetto, N., Fokin, A., Mourard, D., Mathias, P., Kervella, P., and Bersier, D. 2004, *A&A*, 428, 131
- Newman, J. A., Ferrarese, L., Stetson, P. B., Maoz, E., Zepf, S. E., Davis, M., Freedman, W. L., and Madore, B. F. 2001, *ApJ*, 553, 562
- Ngeow, C. and Kanbur, S. M. 2004, *MNRAS*, 349, 1130
- Nordgren, T. E., Germain, M. E., Sudol, J. J., Hindsley, R. B., Armstrong, J. T., and Hajian, A. R. 2000, in *ASP Conf. Ser. 203: IAU Colloq. 176: The Impact of Large-Scale Surveys on Pulsating Star Research*, p. 152
- Nordgren, T. E., Lane, B. F., Hindsley, R. B., and Kervella, P. 2002, *AJ*, 123, 3380
- Perryman, M. A. C. et al. 1997, *A&A*, 323, L49
- Persson, S. E., Madore, B. F., Krzemiński, W., Freedman, W. L., Roth, M., and Murphy, D. C. 2004, *AJ*, 128, 2239
- Pietrzyński, G. and Gieren, W. 2004, in *ASP Conf. Ser. 310: IAU Colloq. 193: Variable Stars in the Local Group*, p. 87
- Pietrzyński, G., Gieren, W., Udalski, A., Bresolin, F., Kudritzki, R., Soszyński, I., Szymański, M., and Kubiak, M. 2004, *AJ*, 128, 2815

- Ribas, I., Fitzpatrick, E. L., Maloney, F. P., Guinan, E. F., and Udalski, A. 2002, *ApJ*, 574, 771
- Ribas, I., Jordi, C., Vilardell, F., Giménez, Á., and Guinan, E. F. 2004, *New Astronomy Review*, 48, 755
- Romaniello, M., Primas, F., Mottini, M., Groenewegen, M., Bono, G., and François, P. 2005, *A&A*, 429, L37
- Sabbey, C. N., Sasselov, D. D., Fieldus, M. S., Lester, J. B., Venn, K. A., and Butler, R. P. 1995, *ApJ*, 446, 250
- Salaris, M., Percival, S., Brocato, E., Raimondo, G., and Walker, A. R. 2003, *ApJ*, 588, 801
- Sandage, A., Tammann, G. A., and Reindl, B. 2004, *A&A*, 424, 43
- Sasselov, D. and Karovska, M. 1994, *ApJ*, 432, 367
- Sasselov, D. D. et al. 1997, *A&A*, 324, 471
- Sebo, K. M. et al. 2002, *ApJS*, 142, 71
- Stanek, K. Z., Kaluzny, J., Krockenberger, M., Sasselov, D. D., Tonry, J. L., and Mateo, M. 1998, *AJ*, 115, 1894
- Storm, J., Gieren, W., Fouqué, P., Barnes, T. G., and Gómez, M. 2005, *A&A*, in press
- Tammann, G. A., Sandage, A., and Reindl, B. 2003, *A&A*, 404, 423
- Thim, F., Tammann, G. A., Saha, A., Dolphin, A., Sandage, A., Tolstoy, E., and Labhardt, L. 2003, *ApJ*, 590, 256
- Todd, I., Pollacco, D., Skillen, I., Bramich, D. M., Bell, S., and Augusteijn, T. 2005, *MNRAS*, in press
- Turner, D. G. and Berdnikov, L. N. 2004, *A&A*, 423, 335
- Udalski, A., Soszynski, I., Szymanski, M., Kubiak, M., Pietrzynski, G., Wozniak, P., and Zebrun, K. 1999, *Acta Astronomica*, 49, 223
- Udalski, A., Wyrzykowski, L., Pietrzynski, G., Szewczyk, O., Szymanski, M., Kubiak, M., Soszynski, I., and Zebrun, K. 2001, *Acta Astronomica*, 51, 221
- Welch, D. L. 1994, *AJ*, 108, 1421
- Wesselink, A. J. 1969, *MNRAS*, 144, 297
- Wilson, R. E. 2004, *New Astronomy Review*, 48, 695
- Wyithe, J. S. B. and Wilson, R. E. 2002, *ApJ*, 571, 293