

# Relativistic Models of Galaxies

D. Vogt<sup>1\*</sup> and P. S. Letelier<sup>2 †</sup>

<sup>1</sup>*Instituto de Física Gleb Wataghin, Universidade Estadual de Campinas 13083-970 Campinas, S. P., Brazil*

<sup>2</sup>*Departamento de Matemática Aplicada-IMECC, Universidade Estadual de Campinas 13083-970 Campinas, S. P., Brazil*

6 November 2018

## ABSTRACT

A special form of the isotropic metric in cylindrical coordinates is used to construct what may be interpreted as the General Relativistic versions of some well known potential-density pairs used in Newtonian gravity to model three-dimensional distributions of matter in galaxies. The components of the energy-momentum tensor are calculated for the first two Miyamoto-Nagai potentials and a particular potential due to Satoh. The three potentials yield distributions of matter in which all tensions are pressures and all energy conditions are satisfied for certain ranges of the free parameters. A few non-planar geodesic orbits are computed for one of the potentials and compared with the Newtonian case. Rotation is also incorporated to the models and the effects of the source rotation on the rotation profile are calculated as first order corrections by using an approximate form of the Kerr metric in isotropic coordinates.

**Key words:** relativity – celestial mechanics, stellar dynamics – galaxies: kinematics and dynamics.

## 1 INTRODUCTION

Analytical axially symmetric solutions of gravitating matter provide very accurate models for the mass distribution of galaxies. In Newtonian theory, models for globular clusters and spherical galaxies were presented by Plummer (1911) and King (1966). On the other hand, to describe the mass distribution within highly flattened axisymmetric galaxies, Toomre (1963) found a family of density potential pairs, the first of them was first derived by Kuzmin (1956). Later, Miyamoto and Nagai (Miyamoto & Nagai 1975; Nagai & Miyamoto 1976) “thickened-up” Toomre’s series of disk models to yield pairs of three-dimensional potential and density functions. In a similar way, Satoh (1980) obtained a family of three-dimensional axisymmetric mass distributions from the higher order Plummer models. For a detailed account and the description of other potential-density pairs used in galactic models, see for example Binney & Tremaine (1987).

In General Relativity, several exact disk-like solutions have been found, among them the static disks without radial pressure studied by Bonnor & Sackfield (1968) and Morgan & Morgan (1969), and disks with radial pressure by Morgan & Morgan (1970). Several classes of exact solutions of the Einstein field equations corresponding to static thin disks with or without radial pressure have been obtained by different authors (Lynden-Bell & Pineault 1978; Letelier & Oliveira 1987; Lemos 1989; Lemos & Letelier 1993; Bičák, Lynden-Bell & Katz 1993; Bičák, Lynden-Bell & Pichon 1993; Lemos & Letelier 1994; Lemos & Letelier 1996; González & Espitia 2003; García & González 2004). Thin rotating disks that can be considered as a source of the Kerr metric were presented by Bičák & Ledvinka (1993), while rotating disks with heat flow were studied by González & Letelier (2000). Also thin disks with radial tension (González & Letelier 1999), magnetic fields (Letelier 1999) and magnetic and electric fields (Katz, Bičák & Lynden-Bell 1999) were considered. The nonlinear superposition of a disk and a black hole was first obtained by Lemos & Letelier (1993). Perfect fluid disks with halos were studied by Vogt & Letelier (2003) and charged perfect fluid disks by Vogt & Letelier (2004). The stability of some General Relativistic thin disk models using a first order perturbation of the energy-momentum tensor was investigated by Ujevic & Letelier (2004). For a survey on self gravitating relativistic disks, see for instance Karas et al. (2004).

In the works cited above an inverse style method was used to solve the Einstein equations, i. e., the energy-momentum

\* e-mail: danielvt@ifi.unicamp.br

† e-mail: letelier@ime.unicamp.br; URL: <http://www.ime.unicamp.br/~letelier/>

tensor is computed from the metric representing the disk. Another approach to generate disks is by solving the Einstein equations given a source (energy-momentum tensor). Essentially, they are obtained by solving a Riemann-Hilbert problem and are highly nontrivial. This has been used by the Jena group to generate several exact solutions of disks (Klein 1997; Neugebauer & Meinel 1995; Klein & Richter 1999; Klein 2001; Frauendiener & Klein 2001; Klein 2002; Klein 2003a; Klein 2003b).

Recently González & Letelier (2004) constructed models of static relativistic thick disks in various coordinate systems. Although the disks have constant thickness, the matter density decreases rapidly with radius and the  $z$  coordinate, and in principle they also may be used to represent both the disk part and the central bulges of galaxies.

The aim of this work is to consider more realistic three-dimensional models for the gravitational field of galaxies in a General Relativistic context. The distribution of matter fills all the space, but the total mass is finite. Essentially we formulate General Relativistic versions in isotropic coordinates of the potential-density pairs deduced by Miyamoyo and Nagai (Miyamoto & Nagai 1975; Nagai & Miyamoto 1976) and by Satoh (1980). Also the influence of galactic rotation on the rotation profile of test particles on the galactic plane is estimated using an approximate form of the Kerr metric in isotropic coordinates.

The work is divided as follows. In Sec. 2 we present a special form of the isotropic metric and the components of the energy-momentum tensor as functions of the metric coefficients, from which the physical properties of the galactic matter distributions can be calculated. We also derive expressions for the tangential circular velocity and specific angular momentum of test particles in circular motion on the galactic plane. These results are then applied in Sec. 3 and Sec. 4 to construct General Relativistic analogues of two Miyamoto-Nagai models and one galactic model proposed by Satoh. As an example of application of these models, in Sec. 5 we calculate a few geodesic orbits and compare them with the Newtonian case. In Sec. 6 we deduce the first order effects of galactic rotation on the tangential circular velocity of geodesic motion of particles on the galactic plane using an approximate form of the Kerr metric in isotropic coordinates, and apply the result on the above mentioned models. Finally, we summarize our results in Sec. 7.

## 2 EINSTEIN EQUATIONS IN ISOTROPIC COORDINATES

Let us consider the particular case of axial symmetric space-times whose metric can be written in an isotropic form in cylindrical coordinates  $(t, R, z, \varphi)$ ,

$$ds^2 = e^{\nu(R,z)} c^2 dt^2 - e^{\lambda(R,z)} (dR^2 + dz^2 + R^2 d\varphi^2). \quad (1)$$

In order to construct a General Relativistic formulation of the known Newtonian models for the mass distribution of galaxies, it is convenient to use a particular form of metric Eq. (1), suggested by generalising the form of Schwarzschild's metric in isotropic coordinates

$$ds^2 = \left( \frac{1-f}{1+f} \right)^2 c^2 dt^2 - (1+f)^4 (dR^2 + dz^2 + R^2 d\varphi^2), \quad (2)$$

where  $f = f(R, z)$ . Metric Eq. (2) gives the Schwarzschild solution when  $f$  is taken as

$$f = \frac{GM}{2c^2 \sqrt{R^2 + z^2}}. \quad (3)$$

For metric Eq. (2), the Einstein equations  $G_{\mu\nu} = -\frac{8\pi G}{c^4} T_{\mu\nu}$  yield the following expressions for the components of the energy-momentum tensor<sup>1</sup>

$$T_t^t = -\frac{c^4}{2\pi G(1+f)^5} \left( f_{,RR} + f_{,zz} + \frac{f_{,R}}{R} \right), \quad (4a)$$

$$T_R^R = \frac{c^4}{4\pi G(1+f)^5(1-f)} \left( f f_{,zz} + \frac{f f_{,R}}{R} + 2f_{,R}^2 - f_{,z}^2 \right), \quad (4b)$$

$$T_z^z = \frac{c^4}{4\pi G(1+f)^5(1-f)} \left( f f_{,RR} + \frac{f f_{,R}}{R} + 2f_{,z}^2 - f_{,R}^2 \right), \quad (4c)$$

$$T_z^R = T_R^z = -\frac{c^4}{4\pi G(1+f)^5(1-f)} (f f_{,Rz} - 3f_{,R} f_{,z}), \quad (4d)$$

$$T_\varphi^\varphi = \frac{c^4}{4\pi G(1+f)^5(1-f)} [f (f_{,RR} + f_{,zz}) - f_{,R}^2 - f_{,z}^2]. \quad (4e)$$

The energy density is given by  $\sigma = T_t^t/c^2$ , and the stresses (pressures or tensions) along a particular direction read  $P_i = -T_i^i$  when the energy-momentum tensor is diagonal. It is a surprising fact that the component  $T_t^t$  is proportional to the usual

<sup>1</sup> The Einstein tensor was computed using MAPLE and the result was checked using REDUCE.

Laplacian of the function  $f$  in *flat* cylindrical coordinates. Note that in the Newtonian limit when  $f \ll 1$ , Eq. (4a) reduces to Poisson equation

$$\nabla^2 \Phi = 4\pi G \rho_N, \quad (5)$$

if the function  $f$  is related to the gravitational potential  $\Phi$  by

$$f = -\frac{\Phi}{2c^2}. \quad (6)$$

The energy-momentum tensor will be diagonal ( $T_z^R = T_R^z = 0$ ) provided  $f$  has the form

$$f = \frac{C}{\sqrt{w(R) + g(z)}}, \quad (7)$$

where  $C$  is a constant and  $w(R)$  and  $g(z)$  are arbitrary functions. Furthermore, the components  $T_R^R$  and  $T_\varphi^\varphi$  will be equal (isotropic radial and azimuthal stresses) only if  $w(R) = R^2$ .

Two physical quantities of interest related to the circular motion of test particles along geodesics on the galactic plane are the tangential velocity  $v_c$  (rotation profile) and the specific angular momentum  $h$ . The assumption of geodesic motion is valid for the case of a particle moving in a very diluted gas like the gas made of stars that models a galaxy disk. For metric Eq. (1) the expressions are (Vogt & Letelier 2003)

$$v_c^2 = c^2 R^2 \frac{e^\lambda(e^\nu)_{,R}}{e^\nu(R^2 e^\lambda)_{,R}}, \quad (8)$$

$$h = cR^2 e^\lambda \sqrt{\frac{(e^\nu)_{,R}}{e^\nu(R^2 e^\lambda)_{,R} - R^2 e^\lambda(e^\nu)_{,R}}}, \quad (9)$$

where all functions are evaluated on  $z = 0$ . The angular momentum can be used to determine the stability of circular orbits on the galactic plane by using an extension of the Rayleigh criteria of stability of a fluid at rest in a gravitational field (Rayleigh 1917, see also Landau & Lifshitz 1987)

$$h \left. \frac{dh}{dR} \right|_{z=0} > 0. \quad (10)$$

For the specific metric form Eq. (2), Eq. (8)–(9) simplify to

$$v_c^2 = -\frac{2c^2 R f_{,R}}{(1-f)(1+f+2Rf_{,R})}, \quad (11)$$

$$h = cR^2 (1+f)^2 \sqrt{\frac{-2f_{,R}}{R[1-f^2+2Rf_{,R}(2-f)]}}, \quad (12)$$

### 3 GENERAL RELATIVISTIC MIYAMOTO-NAGAI MODELS

#### 3.1 First Model

The simplest gravitational potential proposed by Miyamoto and Nagai (Miyamoto & Nagai 1975; Nagai & Miyamoto 1976) to represent stratifications of mass in the central bulges and in the disk parts of galaxies is given by

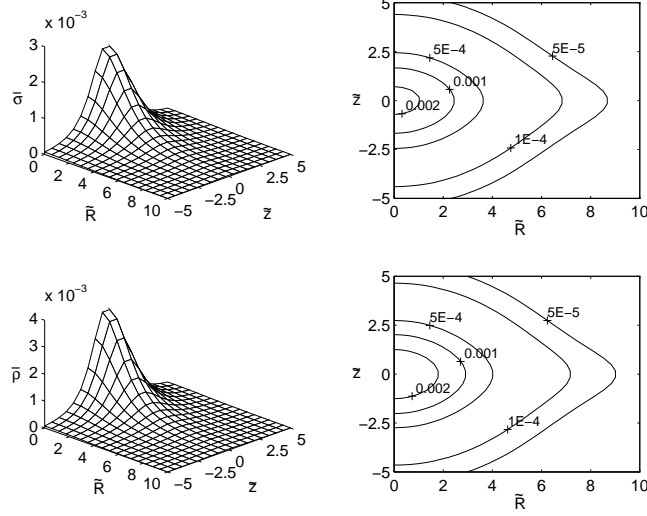
$$\Phi(R, z) = -\frac{GM}{\sqrt{R^2 + (a + \sqrt{z^2 + b^2})^2}}, \quad (13)$$

where  $a, b$  are positive constants. The corresponding three-dimensional density distribution  $\rho_N(R, z)$  is easily derived from Poisson equation (5)

$$\rho_N(R, z) = \frac{b^2 M}{4\pi} \frac{aR^2 + (a + 3\sqrt{z^2 + b^2})(a + \sqrt{z^2 + b^2})^2}{[R^2 + (a + \sqrt{z^2 + b^2})^2]^{5/2} (z^2 + b^2)^{3/2}}. \quad (14)$$

Now we consider the function  $f(R, z)$  defined in the previous section as

$$f(R, z) = \frac{GM}{2c^2 \sqrt{R^2 + (a + \sqrt{z^2 + b^2})^2}}. \quad (15)$$



**Figure 1.** Surface plot and level curves of the energy density  $\bar{\sigma}$  Eq. (16a) and “effective Newtonian density”  $\bar{\rho}$  Eq. (17) with parameters  $\tilde{a} = 1$  and  $\tilde{b} = 2$ .

Substituting Eq. (15) in Eq. (4a)–(4e) we find the following expressions for the nonzero components of the energy-momentum tensor

$$\bar{\sigma} = \frac{\tilde{b}^2 \left[ \tilde{a}\tilde{R}^2 + (\tilde{a} + \xi)^2(\tilde{a} + 3\xi) \right]}{4\pi\xi^3 \left[ 1 + \sqrt{\tilde{R}^2 + (\tilde{a} + \xi)^2} \right]^5}, \quad (16a)$$

$$\bar{p}_R = \bar{p}_\varphi = \frac{\tilde{b}^2}{8\pi\xi^3} \frac{\left[ \tilde{a}\tilde{R}^2 + (\tilde{a} + \xi)^2(\tilde{a} + 2\xi) \right]}{\left[ 1 + \sqrt{\tilde{R}^2 + (\tilde{a} + \xi)^2} \right]^5 \left[ -1 + \sqrt{\tilde{R}^2 + (\tilde{a} + \xi)^2} \right]}, \quad (16b)$$

$$\bar{p}_z = \frac{\tilde{b}^2(\tilde{a} + \xi)^2}{4\pi\xi^2 \left[ 1 + \sqrt{\tilde{R}^2 + (\tilde{a} + \xi)^2} \right]^5 \left[ -1 + \sqrt{\tilde{R}^2 + (\tilde{a} + \xi)^2} \right]}, \quad (16c)$$

where the variables and parameters were rescaled in terms of the Schwarzschild radius in isotropic spherical coordinates  $r_s = GM/(2c^2)$ :  $\tilde{R} = R/r_s$ ,  $\tilde{z} = z/r_s$ ,  $\tilde{a} = a/r_s$ ,  $\tilde{b} = b/r_s$ ,  $\sigma = \frac{M}{r_s^3}\bar{\sigma}$ ,  $p_i = \frac{Mc^2}{r_s^3}\bar{p}_i$  and  $\xi = \sqrt{\tilde{z}^2 + \tilde{b}^2}$ . The “effective Newtonian density”  $\rho = \sigma + p_R/c^2 + p_\varphi/c^2 + p_z/c^2$  reads

$$\bar{\rho} = \frac{\tilde{b}^2 \sqrt{\tilde{R}^2 + (\tilde{a} + \xi)^2} \left[ \tilde{a}\tilde{R}^2 + (\tilde{a} + \xi)^2(\tilde{a} + 3\xi) \right]}{4\pi\xi^3 \left[ 1 + \sqrt{\tilde{R}^2 + (\tilde{a} + \xi)^2} \right]^5 \left[ -1 + \sqrt{\tilde{R}^2 + (\tilde{a} + \xi)^2} \right]}, \quad (17)$$

with  $\rho = \frac{M}{r_s^3}\bar{\rho}$ .

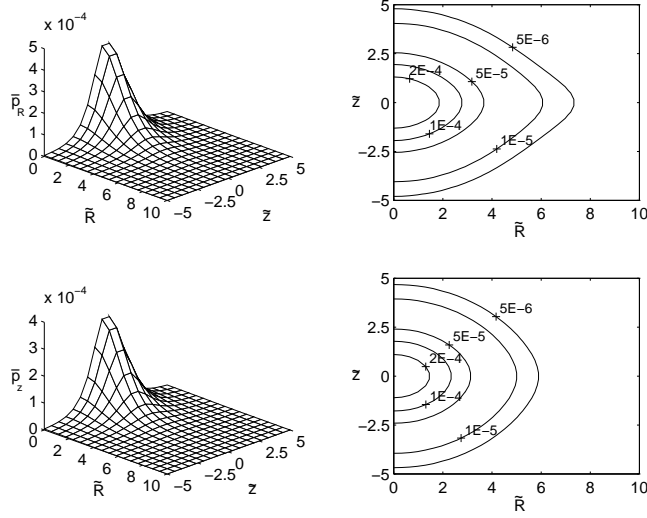
The strong energy condition requires that  $\rho \geq 0$ , whereas the weak energy condition imposes the condition  $\sigma \geq 0$ . The dominant energy condition requires  $|p_R/\sigma| \leq c^2$ ,  $|p_z/\sigma| \leq c^2$  and  $|p_\varphi/\sigma| \leq c^2$ . Eq. (16a)–(17) show that the densities are positive everywhere and so are the stresses (pressures) if we impose the condition  $\tilde{a} + \tilde{b} > 1$ . Moreover, we have isotropic pressures along the radial and azimuthal directions. When  $\tilde{R}$ ,  $\tilde{z}$ ,  $\tilde{a}$ ,  $\tilde{b} \gg 1$ , the first order expansion of Eq. (17) is

$$\bar{\rho} \approx \frac{\tilde{b}^2 \left[ \tilde{a}\tilde{R}^2 + (\tilde{a} + \xi)^2(\tilde{a} + 3\xi) \right]}{4\pi\xi^3 \left[ \tilde{R}^2 + (\tilde{a} + \xi)^2 \right]^{5/2}} \left[ 1 - \frac{4}{\sqrt{\tilde{R}^2 + (\tilde{a} + \xi)^2}} \right]. \quad (18)$$

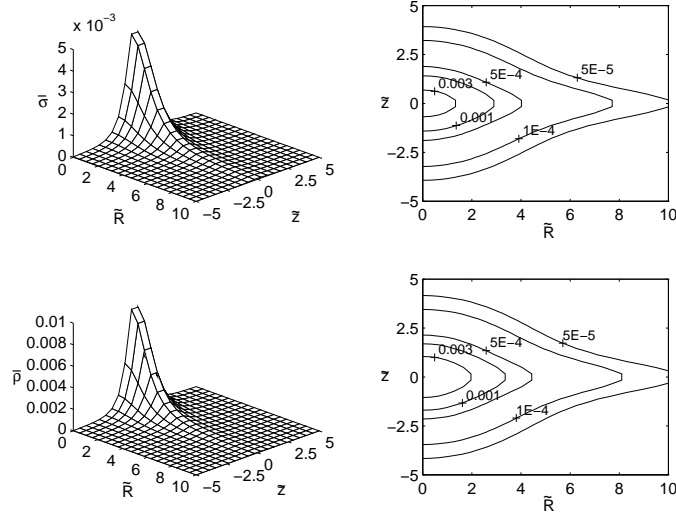
Thus the first order General Relativistic correction lowers the mass density.

In Fig. 1 and Fig. 2 we show the surfaces and level curves of the densities and pressures Eq. (16a)–(17) for parameters  $\tilde{a} = 1$ ,  $\tilde{b} = 2$  and the same physical quantities for parameters  $\tilde{a} = 1$ ,  $\tilde{b} = 1$  are displayed in Fig. 3 – 4. As in the Newtonian case, the less the ratio  $b/a$ , the flatter are the mass distributions and the pressure distributions show similar behaviour. For

<sup>2</sup> Note that the Schwarzschild radius  $r_s$  in isotropic spherical coordinates is related to Schwarzschild radius  $r'_s$  in canonical spherical coordinates by  $r_s = r'_s/4$ .



**Figure 2.** Surface plot and level curves of the radial pressure  $\bar{p}_R$  Eq. (16b) and vertical pressure  $\bar{p}_z$  Eq. (16c) with parameters  $\tilde{a} = 1$  and  $\tilde{b} = 2$ .



**Figure 3.** Surface plot and level curves of the energy density  $\bar{\sigma}$  Eq. (16a) and “effective Newtonian density”  $\bar{\rho}$  Eq. (17) with parameters  $\tilde{a} = 1$  and  $\tilde{b} = 1$ .

$\tilde{a} = 1$ ,  $\tilde{b} = 2$  we have  $\tilde{p}_R/\bar{\sigma} < 0.2$  and  $\tilde{p}_z/\bar{\sigma} < 0.15$  and for  $\tilde{a} = 1$ ,  $\tilde{b} = 1$  the ratios are  $\tilde{p}_R/\bar{\sigma} < 0.4$  and  $\tilde{p}_z/\bar{\sigma} < 0.3$ . Thus for these parameters all energy conditions are satisfied.

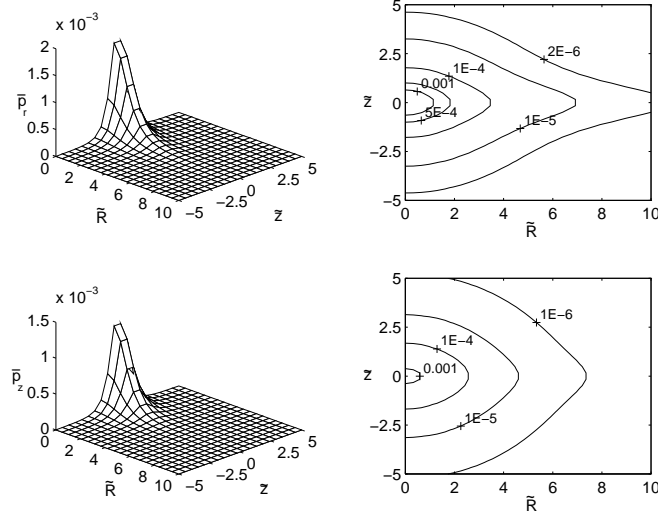
The tangential circular velocity Eq. (11) and specific angular momentum Eq. (12) for  $f$  given by Eq. (15) evaluated on  $z = 0$  read

$$\left(\frac{v_c}{c}\right)^2 = \frac{2\tilde{R}^2\sqrt{\tilde{R}^2 + \eta^2}}{\left(-1 + \sqrt{\tilde{R}^2 + \eta^2}\right) \left[-\tilde{R}^2 + \eta^2 + (\tilde{R}^2 + \eta^2)^{3/2}\right]}, \quad (19)$$

$$\bar{h} = \frac{\sqrt{2}\tilde{R}^2 \left(1 + \sqrt{\tilde{R}^2 + \eta^2}\right)^2}{(\tilde{R}^2 + \eta^2)^{3/4} \sqrt{(\tilde{R}^2 + \eta^2)^2 + \tilde{R}^2 - \eta^2 - 4\tilde{R}^2\sqrt{\tilde{R}^2 + \eta^2}}}, \quad (20)$$

where we defined  $h = cr_s\bar{h}$  and  $\eta = \tilde{a} + \tilde{b}$ . The first order expansion of Eq. (19) reads

$$\frac{v_c}{c} = \frac{\tilde{R}\sqrt{2}}{\left[\tilde{R}^2 + (\tilde{a} + \tilde{b})^2\right]^{3/4}} \left\{ 1 + \frac{\tilde{R}^2}{\left[\tilde{R}^2 + (\tilde{a} + \tilde{b})^2\right]^{3/2}} \right\}. \quad (21)$$



**Figure 4.** Surface plot and level curves of the radial pressure  $\bar{p}_R$  Eq. (16b) and vertical pressure  $\bar{p}_z$  Eq. (16c) with parameters  $\tilde{a} = 1$  and  $\tilde{b} = 1$ .

Fig. 5 (a)–(b) shows, respectively, the rotation profile Eq. (19) and the curves of specific angular momentum Eq. (20) for parameters  $\tilde{a} = 1$  and  $\tilde{b} = 2$ ,  $\tilde{b} = 1$  and  $\tilde{b} = 0.5$ . In Fig. 5 (a) the dashed curves represent the Newtonian tangential velocities. Relativistic tangential velocities are always higher than the Newtonian ones, as suggested by the first order correction in Eq. (21). The curves of specific angular momentum show that circular orbits on the plane  $\tilde{z} = 0$  turn to be unstable for higher flattened matter distributions (the curve for  $\tilde{b} = 0.5$ ). The orbits for the parameters  $\tilde{a} = 1$ ,  $\tilde{b} = 2$  are all stable, whereas in the case  $\tilde{b} = 1$  a small region of instability appears between  $\tilde{R} \approx 5$  and  $\tilde{R} \approx 6$ . The Newtonian limit of Eq. (20) gives

$$\bar{h} = \frac{\sqrt{2}\tilde{R}^2}{[\tilde{R}^2 + (\tilde{a} + \tilde{b})^2]^{3/4}}, \quad (22)$$

from which is easily checked that  $\frac{d\bar{h}}{d\tilde{R}} \geq 0$  for all  $\tilde{a}$ ,  $\tilde{b}$  and  $\tilde{R}$ . Thus the instability is a pure relativistic effect ( the same is verified for circular orbits around the superposition of black holes and axially symmetric structures in Weyl coordinates, see Letelier (2003)).

### 3.2 Second Model

Another pair of potential and density functions presented by Miyamoto and Nagai as a generalization of Toomre's model 2 is described by

$$\Phi(R, z) = -\frac{GM}{\sqrt{R^2 + (a + \zeta)^2}} \left[ 1 + \frac{a(a + \zeta)}{R^2 + (a + \zeta)^2} \right], \quad (23a)$$

$$\rho_N(R, z) = \frac{3b^2M}{4\pi\zeta^3 [R^2 + (a + \zeta)^2]^{7/2}} [R^2(a^3 + \zeta^3) + (\zeta + a)^3(\zeta^2 + 4a\zeta + a^2)], \quad (23b)$$

where  $\zeta = \sqrt{z^2 + b^2}$ . Using  $f$  defined by Eq. (6) in Eq. (4a)–(4e), we find that the components  $T_z^R = T_R^z$  are nonzero. The physical variables of the matter distribution are obtained by solving the eigenvalue problem for  $T_b^a$

$$T_b^a \Xi^b = \lambda \Xi^a. \quad (24)$$

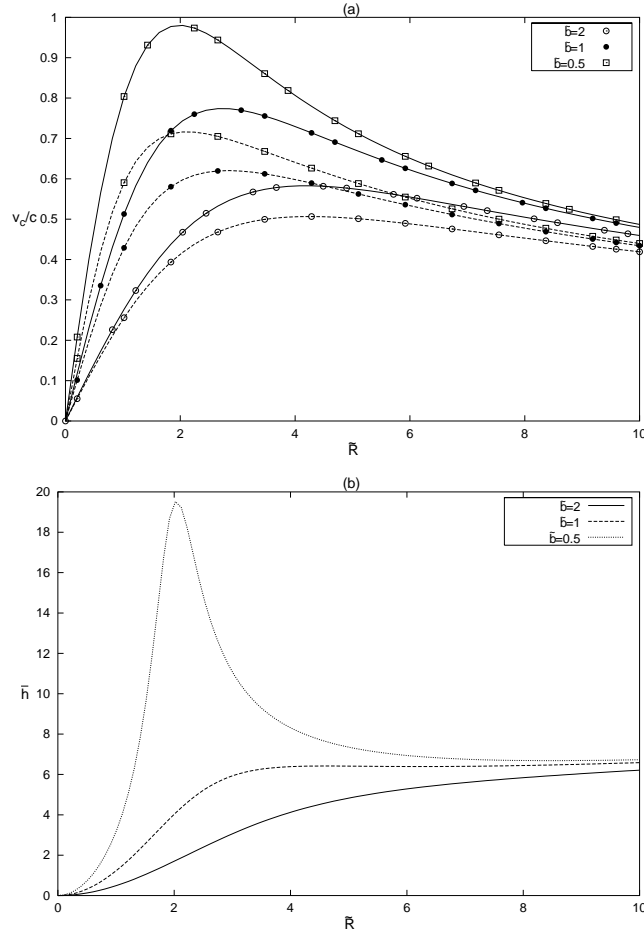
We find that  $T^{ab}$  can be put in the form

$$T^{ab} = \sigma e_{(0)}^a e_{(0)}^b + p_+ e_{(1)}^a e_{(1)}^b + p_- e_{(2)}^a e_{(2)}^b + p_\varphi e_{(3)}^a e_{(3)}^b, \quad (25)$$

where

$$\begin{aligned} \sigma &= \frac{T_t^t}{c^2}, & e_{(0)}^a &= \left( \frac{1+f}{1-f}, 0, 0, 0 \right), \\ p_\pm &= -\frac{T_R^R + T_z^z}{2} \mp \frac{1}{2} \sqrt{(T_R^R - T_z^z)^2 + 4(T_z^R)^2}, \end{aligned} \quad (26)$$

$$\begin{aligned} e_{(1)}^a &= (0, e_{(1)}^R, e_{(1)}^z, 0), & e_{(2)}^a &= (0, e_{(2)}^R, e_{(2)}^z, 0), \\ p_\varphi &= -T_\varphi^\varphi, & e_{(3)}^a &= \left( 0, 0, 0, \frac{1}{R(1+f)^2} \right), \end{aligned} \quad (27)$$



**Figure 5.** (a) Relativistic rotation profile Eq. (19) and Newtonian rotation profile (dashed curves) with parameters  $\tilde{a} = 1$  and  $\tilde{b} = 2$ ,  $\tilde{b} = 1$  and  $\tilde{b} = 0.5$ . (b) Specific angular momentum Eq. (20) for the same parameters.

and

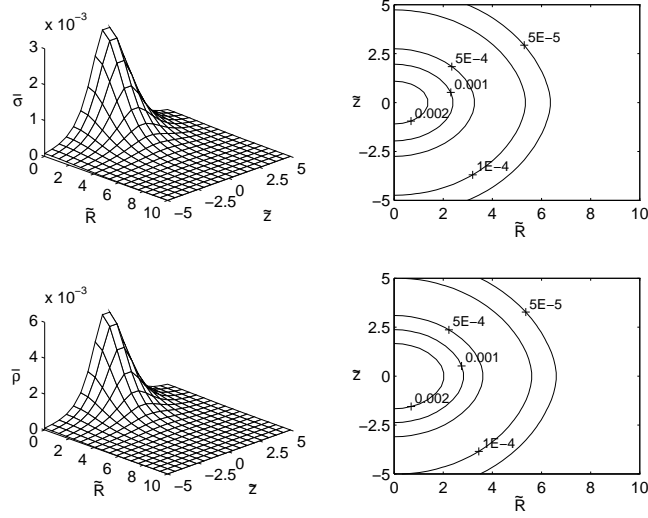
$$\begin{aligned}
 e_{(1)}^R &= -\frac{T_z^R}{(1+f)^2 \sqrt{(T_z^R)^2 + (T_R^R + p_+)^2}}, & e_{(1)}^z &= \frac{T_R^R + p_+}{(1+f)^2 \sqrt{(T_z^R)^2 + (T_R^R + p_+)^2}}, \\
 e_{(2)}^R &= -\frac{T_z^R}{(1+f)^2 \sqrt{(T_z^R)^2 + (T_R^R + p_-)^2}}, & e_{(2)}^z &= \frac{T_R^R + p_-}{(1+f)^2 \sqrt{(T_z^R)^2 + (T_R^R + p_-)^2}}.
 \end{aligned} \tag{28}$$

The effective Newtonian density reads  $\rho = \sigma + p_+/c^2 + p_-/c^2 + p_\varphi/c^2 = \sigma - T_R^R/c^2 - T_z^z/c^2 + p_\varphi/c^2$ . The explicit expressions for  $\bar{\sigma}$ ,  $\bar{\rho}$  and  $\bar{p}_\varphi$  are

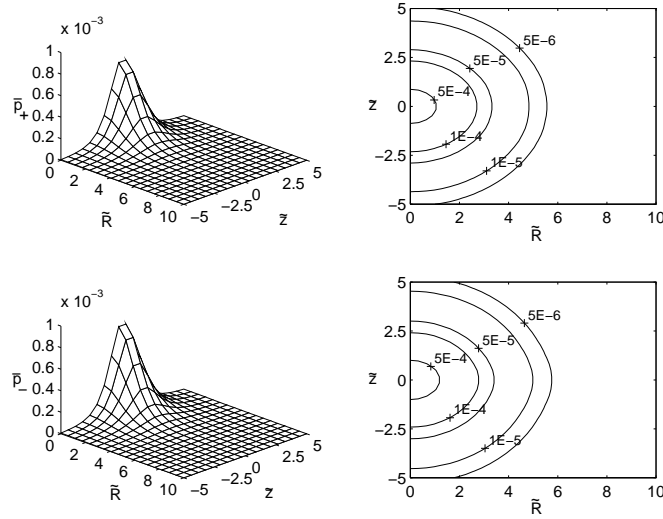
$$\bar{\sigma} = \frac{3\tilde{b}^2 \chi^4 \left[ \tilde{R}^2 (\tilde{a}^3 + \xi^3) + (\tilde{a} + \xi)^3 (\tilde{a}^2 + \xi^2 + 4\tilde{a}\xi) \right]}{4\pi \xi^3 \left[ \chi^{3/2} + \tilde{R}^2 + (\tilde{a} + \xi)(2\tilde{a} + \xi) \right]^5}, \tag{29}$$

$$\bar{\rho} = \frac{3\tilde{b}^2 \chi^{11/2} \left[ \tilde{R}^2 (\tilde{a}^3 + \xi^3) + (\tilde{a} + \xi)^3 (\tilde{a}^2 + \xi^2 + 4\tilde{a}\xi) \right]}{4\pi \xi^3 \left[ \chi^{3/2} + \tilde{R}^2 + (\tilde{a} + \xi)(2\tilde{a} + \xi) \right]^5 \left[ \chi^{3/2} - \tilde{R}^2 - (\tilde{a} + \xi)(2\tilde{a} + \xi) \right]}, \tag{30}$$

$$\begin{aligned}
 \bar{p}_\varphi &= \frac{\chi^4}{8\pi \xi^3 \left[ \chi^{3/2} + \tilde{R}^2 + (\tilde{a} + \xi)(2\tilde{a} + \xi) \right]^5 \left[ \chi^{3/2} - \tilde{R}^2 - (\tilde{a} + \xi)(2\tilde{a} + \xi) \right]} \left\{ \tilde{R}^4 \left[ \xi^3 (\tilde{a}^2 + 2\tilde{b}^2) + 3\tilde{a}^3 \tilde{b}^2 \right] \right. \\
 &\quad \left. + \tilde{R}^2 (\tilde{a} + \xi)^2 \left[ 9\tilde{a}^3 \tilde{b}^2 + 12\tilde{a} \tilde{b}^2 \xi^2 + 4\tilde{b}^2 \xi^3 + 2\tilde{a}^2 (7\tilde{b}^2 + \tilde{z}^2) \xi \right] + (\tilde{a} + \xi)^4 \left[ 6\tilde{a}^3 \tilde{b}^2 + 12\tilde{a} \tilde{b}^2 \xi^2 + 2\tilde{b}^2 \xi^3 + \tilde{a}^2 (19\tilde{b}^2 + \tilde{z}^2) \xi \right] \right\}, \tag{31}
 \end{aligned}$$



**Figure 6.** Surface plot and level curves of the energy density  $\bar{\sigma}$  Eq. (29) and “effective Newtonian density”  $\bar{\rho}$  Eq. (30) with parameters  $\bar{a} = 1$  and  $\bar{b} = 2$ .



**Figure 7.** Surface plot and level curves of the pressures  $\bar{p}_{\pm}$  Eq. (26) with parameters  $\bar{a} = 1$  and  $\bar{b} = 2$ .

where  $\xi = \sqrt{\tilde{z}^2 + \tilde{b}^2}$ ,  $\chi = \tilde{R}^2 + (\tilde{a} + \xi)^2$  and the dimensionless variables were previously defined. The components  $T_R^R$ ,  $T_z^R$  and  $T_z^z$  read

$$T_R^R = -\frac{Mc^2}{r_s^3} \frac{\chi^4}{8\pi\xi^3 [\chi^{3/2} + \tilde{r}^2 + (\tilde{a} + \xi)(2\tilde{a} + \xi)]^5 [\chi^{3/2} - \tilde{r}^2 - (\tilde{a} + \xi)(2\tilde{a} + \xi)]} \left\{ \tilde{r}^4 \left[ \xi^3 (\tilde{a}^2 + 2\tilde{b}^2) + 3\tilde{a}^3 \tilde{b}^2 \right] \right. \\ \left. + \tilde{r}^2 (\tilde{a} + \xi)^2 \left[ 9\tilde{a}^3 \tilde{b}^2 + 12\tilde{a} \tilde{b}^2 \xi^2 + 4\tilde{b}^2 \xi^3 + 2\tilde{a}^2 (\tilde{b}^2 - 5\tilde{z}^2) \xi \right] + (\tilde{a} + \xi)^4 \left[ 6\tilde{a}^3 \tilde{b}^2 + 12\tilde{a} \tilde{b}^2 \xi^2 + 2\tilde{b}^2 \xi^3 + \tilde{a}^2 (19\tilde{b}^2 + \tilde{z}^2) \xi \right] \right\}, \quad (32)$$

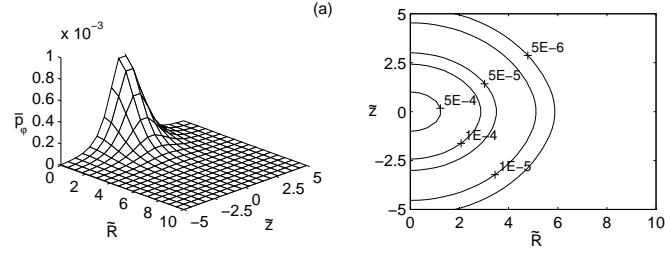
$$T_z^R = T_R^z = -\frac{Mc^2}{r_s^3} \frac{3\tilde{a}^2 \tilde{r} \tilde{z} (\tilde{a} + \xi) \chi^4 [\tilde{r}^2 - (\tilde{a} + \xi)^2]}{4\pi\xi [\chi^{3/2} + \tilde{r}^2 + (\tilde{a} + \xi)(2\tilde{a} + \xi)]^5 [\chi^{3/2} - \tilde{r}^2 - (\tilde{a} + \xi)(2\tilde{a} + \xi)]}, \quad (33)$$

$$T_z^z = \frac{Mc^2}{r_s^3} \frac{\chi^4}{4\pi\xi^2 [\chi^{3/2} + \tilde{r}^2 + (\tilde{a} + \xi)(2\tilde{a} + \xi)]^5 [\chi^{3/2} - \tilde{r}^2 - (\tilde{a} + \xi)(2\tilde{a} + \xi)]} \times \\ \left\{ \tilde{r}^4 \xi^2 (\tilde{a}^2 - \tilde{b}^2) - 2\tilde{r}^2 \xi (\tilde{a} + \xi)^2 \left[ 3\tilde{a} \tilde{b}^2 + \xi (2\tilde{a}^2 + \tilde{b}^2) \right] + (\tilde{a} + \xi)^4 \left[ \tilde{a}^2 (\tilde{z}^2 - 8\tilde{b}^2) - \tilde{b}^2 \xi (6\tilde{a} + \xi) \right] \right\}, \quad (34)$$

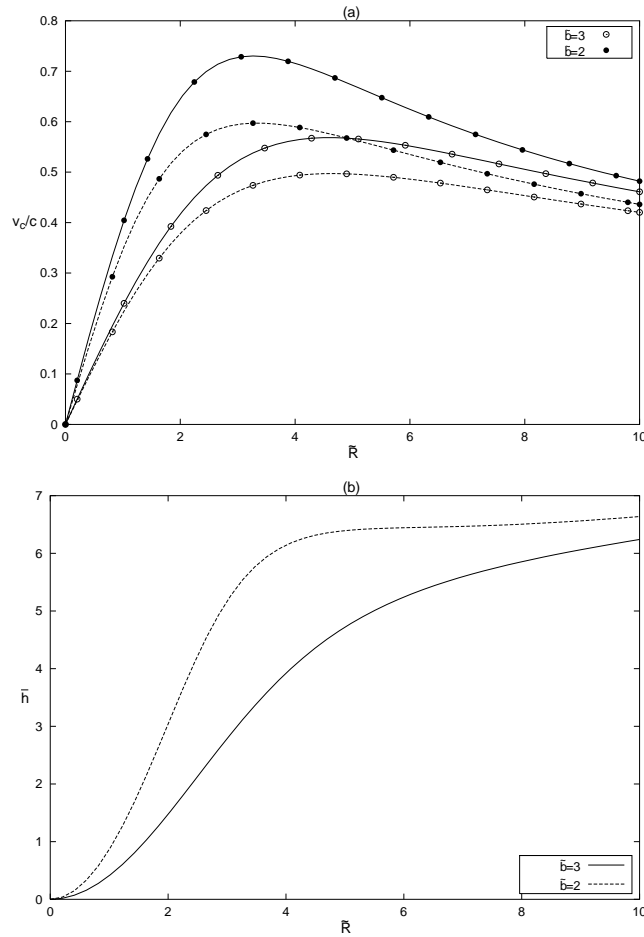
and  $p_{\pm}$  is further adimensionalized as  $p_{\pm} = \frac{Mc^2}{r_s^3} \bar{p}_{\pm}$ .

The condition  $(\tilde{a} + \tilde{b})^2 > (2\tilde{a} + \tilde{b})$  ensures positive densities and non-singular behaviour for the densities and pressures.





**Figure 8.** Surface plot and level curves of the azimuthal pressure  $\bar{p}_\varphi$  Eq. (31) with parameters  $\tilde{a} = 1$  and  $\tilde{b} = 2$ .



**Figure 9.** (a) Relativistic rotation profile Eq. (36) and Newtonian rotation profile (dashed curves) with parameters  $\tilde{a} = 1$  and  $\tilde{b} = 3$ ,  $\tilde{b} = 2$ . (b) Specific angular momentum Eq. (37) for the same parameters.

The first order expansion of Eq. (30) reads

$$\bar{\rho} \approx \frac{3\tilde{b}^2 \left[ \tilde{R}^2(\tilde{a}^3 + \xi^3) + (\tilde{a} + \xi)^3(\tilde{a}^2 + \xi^2 + 4\tilde{a}\xi) \right]}{4\pi\xi^3[\tilde{R}^2 + (\tilde{a} + \xi)^2]^{7/2}} \left\{ 1 - \frac{4[\tilde{R}^2 + (\tilde{a} + \xi)(2\tilde{a} + \xi)]}{[\tilde{R}^2 + (\tilde{a} + \xi)^2]^{3/2}} \right\}. \quad (35)$$

The surfaces and level curves of the densities Eq. (29)–(30) and pressures Eq. (26) are shown in Fig. 6 and Fig. 7, respectively, for parameters  $\tilde{a} = 1$ ,  $\tilde{b} = 2$ . Fig. 8(a) displays the surface and level curves for the azimuthal pressure. For these parameters we have  $\tilde{p}_\varphi/\tilde{\sigma} < 0.3$ ,  $\tilde{p}_+/ \tilde{\sigma} < 0.25$  and  $\tilde{p}_-/\tilde{\sigma} < 0.3$ .

The tangential circular velocity Eq. (11) and specific angular momentum Eq. (12) are given by

$$\left(\frac{v_c}{c}\right)^2 = \frac{2\tilde{R}^2\chi^{3/2} \left[\tilde{R}^2 + \eta(4\tilde{a} + \tilde{b})\right]}{\left[\chi^{3/2} - \tilde{R}^2 - \eta(2\tilde{a} + \tilde{b})\right] \left[\chi^{5/2} - \tilde{R}^4 - 5\tilde{a}\eta\tilde{R}^2 + \eta^3(2\tilde{a} + \tilde{b})\right]}, \quad (36)$$

$$\begin{aligned} \bar{h} &= \frac{\sqrt{2}\tilde{R}^2 \left[\chi^{3/2} + \tilde{R}^2 + \eta(2\tilde{a} + \tilde{b})\right]^2 \sqrt{\tilde{R}^2 + \eta(4\tilde{a} + \tilde{b})}}{\chi^{9/4}} \left\{ \chi^4 + \left[\tilde{R}^2 + \eta(2\tilde{a} + \tilde{b})\right] \left[\tilde{R}^4 + 5\tilde{a}\eta\tilde{R}^2 - \eta^3(2\tilde{a} + \tilde{b})\right] \right. \\ &\quad \left. - 4\tilde{R}^2\chi^{3/2} \left[\tilde{R}^2 + \eta(4\tilde{a} + \tilde{b})\right] \right\}^{-1/2}, \end{aligned} \quad (37)$$

where  $h = cr_s\bar{h}$ ,  $\eta = \tilde{a} + \tilde{b}$  and  $\chi = \tilde{R}^2 + \eta^2$ . The first order expansion of Eq. (36) reads

$$\frac{v_c}{c} = \frac{\sqrt{2}\tilde{R} \left[\tilde{R}^2 + (\tilde{a} + \tilde{b})(4\tilde{a} + \tilde{b})\right]^{1/2}}{\left[\tilde{R}^2 + (\tilde{a} + \tilde{b})^2\right]^{5/4}} \left\{ 1 + \frac{\tilde{R}^2 \left[\tilde{R}^2 + (\tilde{a} + \tilde{b})(4\tilde{a} + \tilde{b})\right]}{\left[\tilde{R}^2 + (\tilde{a} + \tilde{b})^2\right]^{5/2}} \right\}. \quad (38)$$

In Fig. 9(a)–(b) we display the rotation profiles and curves of specific angular momentum for parameters  $\tilde{a} = 1$ ,  $\tilde{b} = 3$  and  $\tilde{b} = 2$ . As in the previous case, relativistic effects increase the tangential velocity. We also note that the orbits for  $\tilde{b} = 3$  and  $\tilde{b} = 2$  are all stable.

#### 4 A GENERAL RELATIVISTIC SATOH MODEL

Satoh (1980) derived other pairs of three-dimensional potential and density functions by inflating the Plummer models of order  $n$ . In the limit when  $n \rightarrow \infty$  the pair takes the simple form

$$\Phi(R, z) = -\frac{Gm}{\sqrt{R^2 + z^2 + a(a + 2\sqrt{z^2 + b^2})}}, \quad (39a)$$

$$\rho_N(R, z) = \frac{ab^2M}{4\pi} \frac{[R^2 + z^2 + (a + 2\sqrt{z^2 + b^2})(a + 3\sqrt{z^2 + b^2})]}{(z^2 + b^2)^{3/2} [R^2 + z^2 + a(a + 2\sqrt{z^2 + b^2})]^{5/2}}. \quad (39b)$$

Using the function  $f(R, z)$  with  $\Phi$  given by Eq. (39a), we get the following expressions for the nonzero components of the energy-momentum tensor Eq. (4a)–(4e)

$$\bar{\sigma} = \frac{\tilde{a}\tilde{b}^2 \left[\tilde{R}^2 + \tilde{z}^2 + (\tilde{a} + 2\xi)(\tilde{a} + 3\xi)\right]}{8\pi\xi^3 \left[1 + \sqrt{\tilde{R}^2 + \tilde{z}^2 + \tilde{a}(\tilde{a} + 2\xi)}\right]^5}, \quad (40a)$$

$$\bar{p}_R = \bar{p}_\varphi = \frac{\tilde{a}\tilde{b}^2 \left[\tilde{R}^2 + \tilde{z}^2 + (\tilde{a} + 2\xi)^2\right]}{8\pi\xi^3 \left[1 + \sqrt{\tilde{R}^2 + \tilde{z}^2 + \tilde{a}(\tilde{a} + 2\xi)}\right]^5 \left[-1 + \sqrt{\tilde{R}^2 + \tilde{z}^2 + \tilde{a}(\tilde{a} + 2\xi)}\right]}, \quad (40b)$$

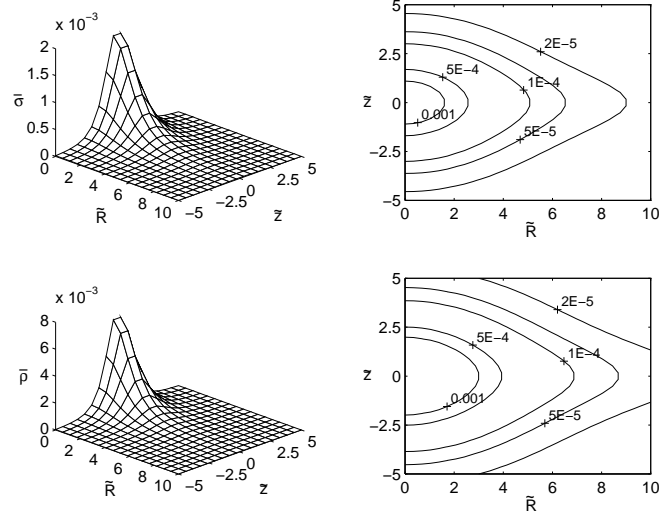
$$\bar{p}_z = \frac{\tilde{a}\tilde{b}^2(\tilde{a} + 2\xi)}{4\pi\xi^2 \left[1 + \sqrt{\tilde{R}^2 + \tilde{z}^2 + \tilde{a}(\tilde{a} + 2\xi)}\right]^5 \left[-1 + \sqrt{\tilde{R}^2 + \tilde{z}^2 + \tilde{a}(\tilde{a} + 2\xi)}\right]}, \quad (40c)$$

$$\bar{\rho} = \frac{\tilde{a}\tilde{b}^2 \sqrt{\tilde{R}^2 + \tilde{z}^2 + \tilde{a}(\tilde{a} + 2\xi)} \left[\tilde{R}^2 + \tilde{z}^2 + (\tilde{a} + 2\xi)(\tilde{a} + 3\xi)\right]}{4\pi\xi^3 \left[1 + \sqrt{\tilde{R}^2 + \tilde{z}^2 + \tilde{a}(\tilde{a} + 2\xi)}\right]^5 \left[-1 + \sqrt{\tilde{R}^2 + \tilde{z}^2 + \tilde{a}(\tilde{a} + 2\xi)}\right]}, \quad (40d)$$

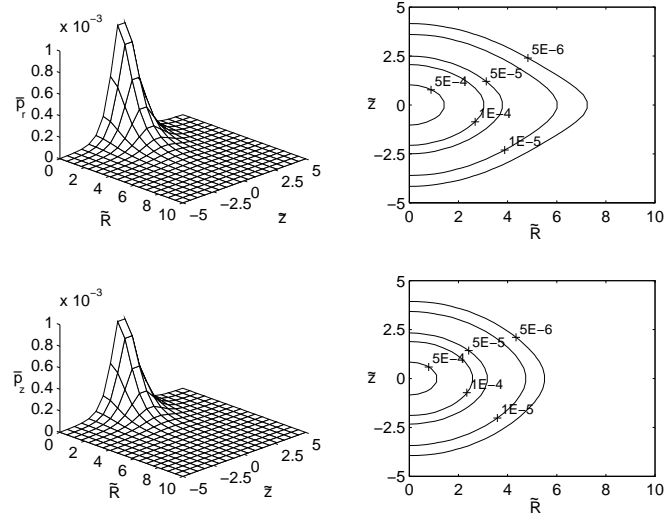
where  $\xi = \sqrt{\tilde{z}^2 + \tilde{b}^2}$  and the dimensionless variables were previously defined. As  $f$  has the form of Eq. (7), the energy-momentum tensor is diagonal and the radial and azimuthal stresses are equal. We have  $\bar{\sigma} > 0$  and  $\bar{\rho} > 0$  everywhere and pressures without singularities provided  $\tilde{a}(\tilde{a} + 2\tilde{b}) > 1$ . In the weak field limit, Eq. (40d) may be expanded as

$$\bar{\rho} \approx \frac{\tilde{a}\tilde{b}^2}{4\pi} \frac{\left[\tilde{R}^2 + \tilde{z}^2 + (\tilde{a} + 2\xi)(\tilde{a} + 3\xi)\right]}{\xi^3 \left[\tilde{R}^2 + \tilde{z}^2 + \tilde{a}(\tilde{a} + 2\xi)\right]^{5/2}} \left[ 1 - \frac{4}{\sqrt{\tilde{R}^2 + \tilde{z}^2 + \tilde{a}(\tilde{a} + 2\xi)}} \right], \quad (41)$$

which introduces again a negative first order relativistic correction to the Newtonian mass density.



**Figure 10.** Surface plot and level curves of the energy density  $\bar{\sigma}$  Eq. (40a) and “effective Newtonian density”  $\bar{\rho}$  Eq. (40d) with parameters  $\tilde{a} = 1$  and  $\tilde{b} = 2$ .



**Figure 11.** Surface plot and level curves of the radial pressure  $\bar{p}_R$  Eq. (40b) and vertical pressure  $\bar{p}_z$  Eq. (40c) with parameters  $\tilde{a} = 1$  and  $\tilde{b} = 2$ .

Expressions for the tangential velocity and angular momentum follow directly from Eq. (11)–(12)

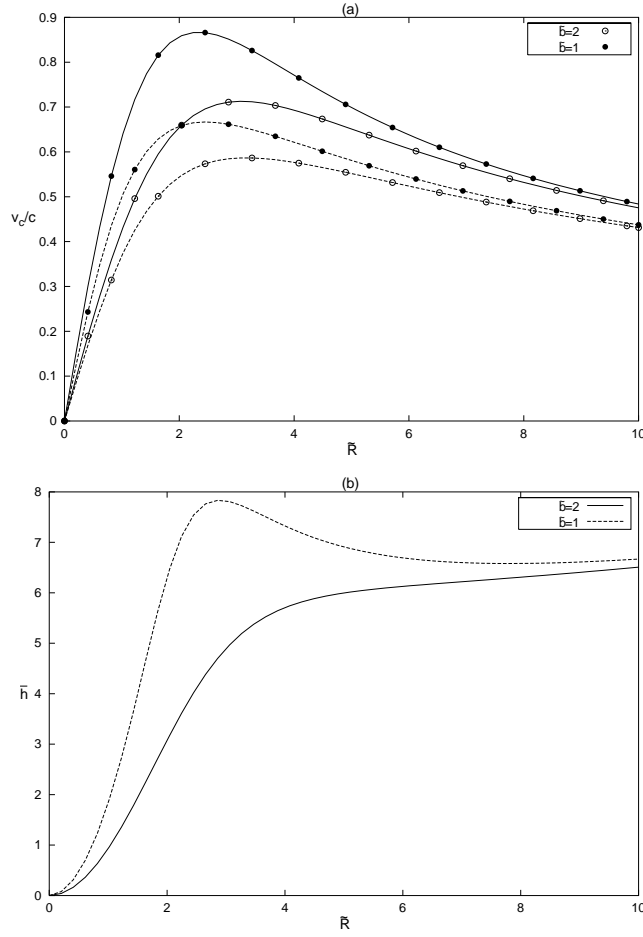
$$\left(\frac{v_c}{c}\right)^2 = \frac{2\tilde{R}^2\sqrt{\tilde{R}^2 + \eta}}{\left[-\tilde{R}^2 + \eta + (\tilde{R}^2 + \eta)^{3/2}\right] \left(-1 + \sqrt{\tilde{R}^2 + \eta}\right)}, \quad (42)$$

$$\bar{h} = \frac{\sqrt{2}\tilde{R}^2 \left(1 + \sqrt{\tilde{R}^2 + \eta}\right)^2}{(\tilde{R}^2 + \eta)^{3/4} \sqrt{(\tilde{R}^2 + \eta)^2 + \tilde{R}^2 - \eta - 4\tilde{R}^2\sqrt{\tilde{R}^2 + \eta}}}, \quad (43)$$

where  $h = cr_s\bar{h}$  and  $\eta = \tilde{a}(\tilde{a} + 2\tilde{b})$ . The first order expansion of Eq. (42) is given by

$$\frac{v_c}{c} = \frac{\tilde{R}\sqrt{2}}{\left[\tilde{R}^2 + \tilde{a}(\tilde{a} + 2\tilde{b})\right]^{3/4}} \left\{ 1 + \frac{\tilde{R}^2}{\left[\tilde{R}^2 + \tilde{a}(\tilde{a} + 2\tilde{b})\right]^{3/2}} \right\}. \quad (44)$$

The surfaces and level curves of the densities and pressures Eq. (40a)–(40d) for parameters  $\tilde{a} = 1$ ,  $\tilde{b} = 2$  are plotted in Fig. 10 and Fig. 11. We have  $\bar{p}_R/\bar{\sigma} < 0.6$  and  $\bar{p}_z/\bar{\sigma} < 0.5$ , so all energy conditions are satisfied. Rotation profiles and curves



**Figure 12.** (a) Relativistic rotation profile Eq. (42) and Newtonian rotation profile (dashed curves) with parameters  $\tilde{a} = 1$  and  $\tilde{b} = 2$ ,  $\tilde{b} = 1$ . (b) Specific angular momentum Eq. (43) for the same parameters.

of specific angular momentum are displayed in Fig. 12 for parameters  $\tilde{a} = 1$ ,  $\tilde{b} = 2$  and  $\tilde{b} = 1$ . We note that circular orbits are stable for  $\tilde{b} = 2$ .

## 5 GEODESIC ORBITS

An interesting application of the General Relativistic galactic models is the study of geodesic orbits outside the galactic plane. As an example we calculate numerically two orbits for the first Miyamoto-Nagai model (Sec. 3.1) and compare them with the Newtonian case.

We solve numerically the geodesic equations of motion

$$\ddot{x}^\mu + \Gamma_{\alpha\beta}^\mu \dot{x}^\alpha \dot{x}^\beta = 0, \quad (45)$$

for metric Eq. (2), where  $\Gamma_{\alpha\beta}^\mu$  are the Christoffel symbols and the dot denote differentiation with respect to the proper time. With the orthonormal tetrad defined as

$$\begin{aligned} e_{(t)}^i &= \frac{1+f}{1-f}(1, 0, 0, 0), & e_{(R)}^i &= \frac{1}{(1+f)^2}(0, 1, 0, 0), \\ e_{(z)}^i &= \frac{1}{(1+f)^2}(0, 0, 1, 0), & e_{(\varphi)}^i &= \frac{1}{R(1+f)^2}(0, 0, 0, 1), \end{aligned} \quad (46)$$

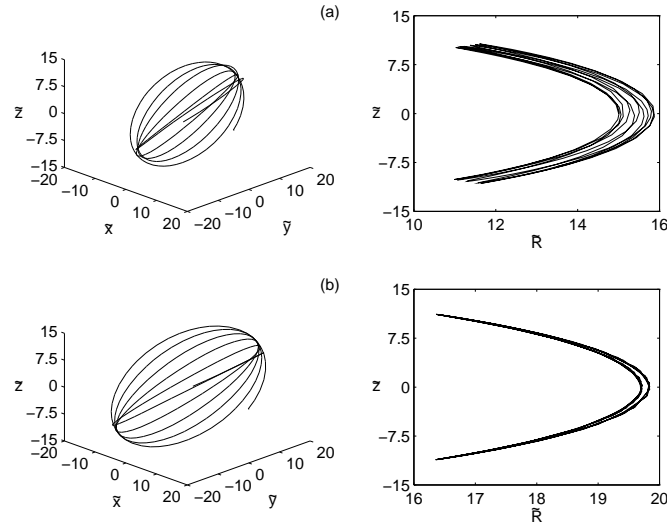
the tetrad components of the four-velocity  $v^i$  read

$$v^i = \gamma(1, v \sin \psi \cos \theta, v \sin \psi \sin \theta, v \cos \psi), \quad (47)$$

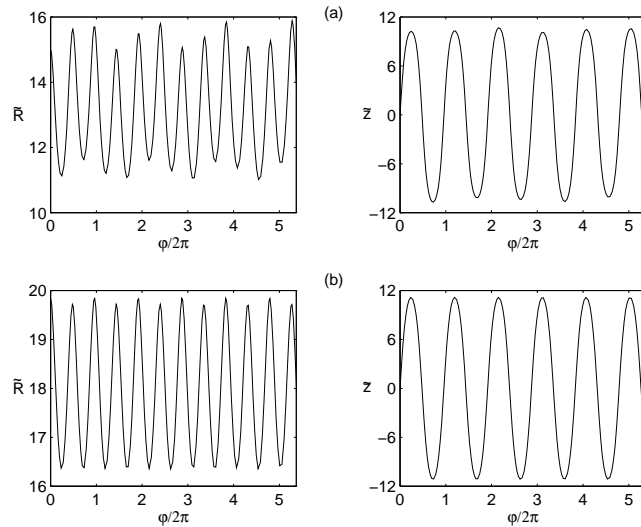
with  $\gamma = 1/\sqrt{1-v^2}$  (we have set  $c = 1$ ). The specific energy and angular momentum of the test particle are

$$\mathcal{E} = \gamma \frac{1-f}{1+f}, \quad (48)$$

$$h = r(1+f)^2 \gamma v \cos \psi. \quad (49)$$



**Figure 13.** (a) Geodesic orbits for the first Miyamoto-Nagai model with parameters  $\tilde{a} = 1$ ,  $\tilde{b} = 1$ . Initial conditions:  $\tilde{R}_0 = 15$ ,  $\psi = 45^\circ$  with energy  $\mathcal{E} \approx 0.901$  and angular momentum  $\tilde{h} \approx 5.03$ . (b) Newtonian orbit with energy  $\mathcal{E} - 1$  and same angular momentum. Initial conditions:  $\tilde{R}_0 \approx 19.84$  and  $\psi \approx 36.37^\circ$ .



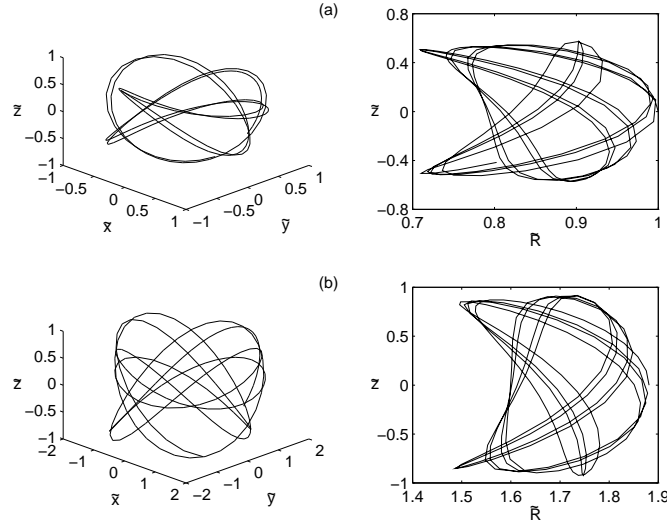
**Figure 14.** The coordinates  $\tilde{R}$  and  $\tilde{z}$  as functions of the number of revolutions  $\varphi/2\pi$  for the orbits shown in Fig. 13. (a) Geodesic and (b) Newtonian orbit.

As initial conditions we take a position at radius  $R_0$  on the disk's plane and components of the four-velocity  $v_0^i = \gamma(1, 0, v_0 \sin \psi, v_0 \cos \psi)$ , where  $v_0$  is equal to the tangential velocity of circular orbits at radius  $R_0$ . Similar initial conditions for the Newtonian case are chosen with the same angular momentum and energy  $\mathcal{E} - 1$ . Both the geodesic and Newtonian equations are solved with the fourth-fifth Runge-Kutta method with adaptive size step.

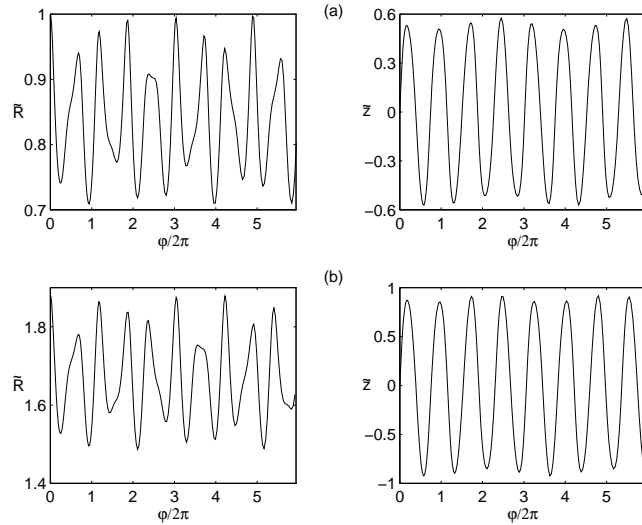
In Fig. 13–16 we compare both orbits for the first Miyamoto-Nagai model with parameters  $\tilde{a} = 1$  and  $\tilde{b} = 1$ . For the orbits shown in Fig. 13–14 large radii have been chosen as initial conditions. As expected, General Relativistic effects are small. A noticeable difference is seen in a periodic variation of the amplitude of the  $\tilde{R}$  coordinate as function of the azimuthal angle in the relativistic case. On the other hand, the orbits shown in Fig. 15–16 have been computed near the center where the gravitational fields are strong, and the deviation between relativistic and Newtonian orbits are much more pronounced.

## 6 FIRST ORDER EFFECTS OF GALACTIC ROTATION ON THE ROTATION PROFILES

The galactic models presented in the last sections are all static. Astrophysical objects are expected to have angular momentum, thus more realistic models should incorporate rotation. An exact stationary General Relativistic galactic model could be constructed, for example, if one managed to find a closed form of the Kerr metric in terms of elementary functions in



**Figure 15.** (a) Geodesic orbits for the first Miyamoto-Nagai model with parameters  $\tilde{a} = 1$ ,  $\tilde{b} = 1$ . Initial conditions:  $\tilde{R}_0 = 1$ ,  $\psi = 45^\circ$  with energy  $\mathcal{E} \approx 0.196$  and angular momentum  $\tilde{h} \approx 0.867$ . (b) Newtonian orbit with energy  $\mathcal{E} = 1$  and same angular momentum. Initial conditions:  $\tilde{R}_0 \approx 1.88$  and  $\psi \approx 38.01^\circ$ .



**Figure 16.** The coordinates  $\tilde{R}$  and  $\tilde{z}$  as functions of the number of revolutions  $\varphi/2\pi$  for the orbits shown in Fig. 15. (a) Geodesic and (b) Newtonian orbit.

stationary isotropic coordinates, and then repeat the procedure outlined in the previous sections to calculate the matter properties. Although this cannot be done for the *exact* Kerr solution, the same is not true for the first order expansion of the Kerr metric with respect to the rotation parameter. It reads

$$ds^2 = \left(1 - \frac{2GM}{rc^2}\right) c^2 dt^2 - \frac{dr^2}{1 - \frac{2GM}{rc^2}} - r^2(d\theta^2 + \sin^2\theta d\varphi^2) + \frac{4GM\alpha}{rc} \sin^2\theta dt d\varphi, \quad (50)$$

where  $\alpha$  is the rotation parameter. If we transform metric Eq. (50) to cylindrical isotropic coordinates  $(t, R, z, \varphi)$  and express it in terms of the function  $f$  given by Eq. (3) we get

$$ds^2 = \left(\frac{1-f}{1+f}\right)^2 c^2 dt^2 - (1+f)^4 (dR^2 + dz^2 + R^2 d\varphi^2) + \frac{32\alpha R^2 f^3 c^5}{G^2 M^2 (1+f)^2} dt d\varphi. \quad (51)$$

Now the function  $f$  may be replaced by any of the forms presented in the previous sections to generate spacetimes with matter. However, a direct calculation using Einstein's field equations and metric Eq. (51) shows that the influence of rotation on the physical variables of the matter is of at least  $\mathcal{O}(\alpha^2)$ , and thus to have a consistent correction one should also start with metric form Eq. (51) corrected at least to  $\mathcal{O}(\alpha^2)$ , but it does not seem possible to express this particular form of the metric with second order corrections of the rotation parameter. Despite this, a consistent first order correction of the rotation profiles can be calculated.

We rewrite Eq. (51) as

$$d\tau^2 = g_{tt}dt^2 - g_{RR}(dR^2 + dz^2 + R^2d\varphi^2) + 2g_{t\varphi}dtd\varphi, \quad (52)$$

where for convenience we have set  $c = 1$ . Let  $v^a = (\dot{t}, 0, 0, \dot{\varphi})$  be the velocity four-vector, where dots denote differentiation with respect to  $\tau$ . The geodesic equation for circular orbits is

$$g_{tt}R\dot{t}^2 + 2g_{t\varphi}R\dot{t}\dot{\varphi} - (R^2g_{RR})_R\dot{\varphi}^2 = 0 \Rightarrow \frac{\dot{\varphi}}{\dot{t}} = \frac{g_{t\varphi,R} \pm \sqrt{(g_{t\varphi,R})^2 + g_{tt,R}(R^2g_{RR})_R}}{(R^2g_{RR})_R}. \quad (53)$$

Thus the prograde and retrograde angular velocities are in general different. We define an orthonormal tetrad  $e_{(b)i}$  as

$$\begin{aligned} e_{(t)i} &= \left( \frac{\sqrt{g_{t\varphi}^2 + R^2g_{tt}g_{RR}}}{R\sqrt{g_{RR}}}, 0, 0, 0 \right), \\ e_{(R)i} &= (0, -\sqrt{g_{RR}}, 0, 0), \quad e_{(z)i} = (0, 0, -\sqrt{g_{RR}}, 0), \\ e_{(\varphi)i} &= \left( \frac{g_{t\varphi}}{R\sqrt{g_{RR}}}, 0, 0, -R\sqrt{g_{RR}} \right), \end{aligned} \quad (54)$$

and project the components of  $v^a$  on the tetrad:  $v^{(a)} = e_i^{(a)}v^i = \eta^{(a)(b)}e_{(b)i}v^i$

$$v^{(t)} = \frac{\sqrt{g_{t\varphi}^2 + R^2g_{tt}g_{RR}}}{R\sqrt{g_{RR}}}\dot{t}, \quad (55a)$$

$$v^{(\varphi)} = -\frac{g_{t\varphi}}{R\sqrt{g_{RR}}}\dot{t} + R\sqrt{g_{RR}}\dot{\varphi}. \quad (55b)$$

Using Eq. (53) in Eq. (55a)–(55b) we get

$$\frac{v^{(\varphi)}}{v^{(t)}} = \frac{1}{\sqrt{g_{t\varphi}^2 + R^2g_{tt}g_{RR}}} \left[ -g_{t\varphi} + \frac{R^2g_{RR}}{(R^2g_{RR})_R} \left( g_{t\varphi,R} \pm \sqrt{(g_{t\varphi,R})^2 + g_{tt,R}(R^2g_{RR})_R} \right) \right]. \quad (56)$$

The terms  $g_{t\varphi}^2$  and  $(g_{t\varphi,R})^2$  in Eq. (56) are of  $\mathcal{O}(\alpha^2)$  and thus can be neglected. Using metric Eq. (51), Eq. (56) can be rearranged as

$$v_c = c\sqrt{\frac{-2Rf_{,R}}{(1-f)(1+f+2Rf_{,R})}} \left[ \pm 1 + \frac{24\alpha f^2 Rc^4}{G^2 M^2 (1+f)^3} \sqrt{\frac{-Rf_{,R}(1-f)}{2(1+f+2Rf_{,R})}} \right], \quad (57)$$

where  $c$  has been reintroduced. The term outside brackets is the tangential velocity Eq. (11). The term with  $\alpha$  is always positive, thus the first order effect of rotation increases (decreases) the prograde (retrograde) tangential velocity.

Eq. (57) calculated with the functions  $f$  used in Sec. 3–4 results in

$$\frac{v_c}{c} = \frac{\sqrt{2}\tilde{R}(\tilde{R}^2 + \xi)^{1/4}}{[-1 + (\tilde{R}^2 + \xi)^{1/2}]^{1/2}[-\tilde{R}^2 + \xi + (\tilde{R}^2 + \xi)^{3/2}]^{1/2}} \left[ \pm 1 + \frac{3\tilde{\alpha}\tilde{R}^2(\tilde{R}^2 + \xi)^{1/4}}{[1 + (\tilde{R}^2 + \xi)^{1/2}]^3} \sqrt{\frac{2[-1 + (\tilde{R}^2 + \xi)^{1/2}]}{-\tilde{R}^2 + \xi + (\tilde{R}^2 + \xi)^{3/2}}} \right], \quad (58)$$

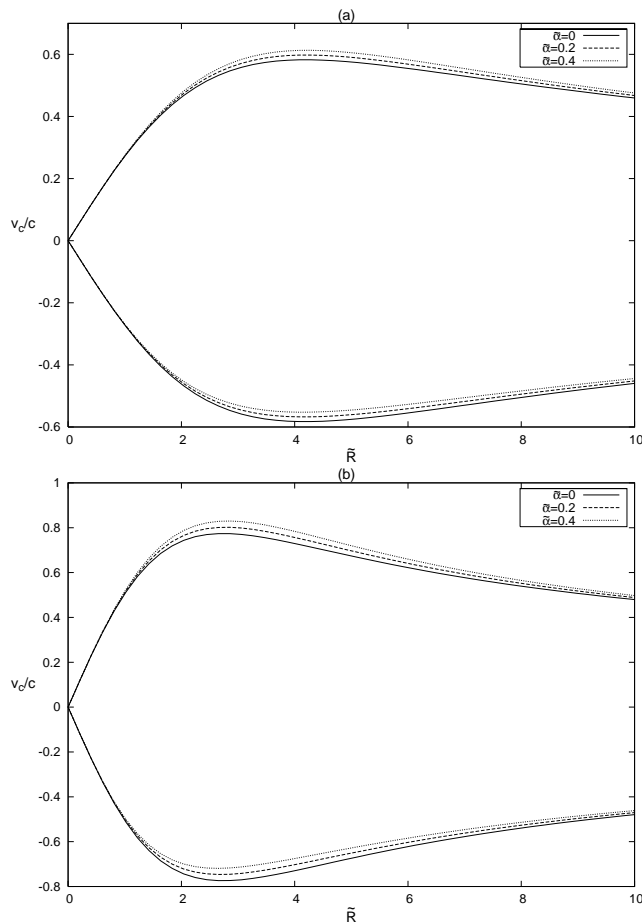
$$\begin{aligned} \frac{v_c}{c} &= \frac{\sqrt{2}\tilde{R}\zeta^{3/4}[\tilde{R}^2 + (\tilde{a} + \tilde{b})(4\tilde{a} + \tilde{b})]^{1/2}}{[\zeta^{3/2} - \tilde{R}^2 - (\tilde{a} + \tilde{b})(2\tilde{a} + \tilde{b})]^{1/2} [\zeta^{5/2} - \tilde{R}^4 - 5\tilde{a}(\tilde{a} + \tilde{b})\tilde{R}^2 + (\tilde{a} + \tilde{b})^3(2\tilde{a} + \tilde{b})]^{1/2}} \times \\ &\left[ \pm 1 + \frac{3\tilde{\alpha}\tilde{R}^2\zeta^{3/4}[\tilde{R}^2 + (\tilde{a} + \tilde{b})(2\tilde{a} + \tilde{b})]^2}{[\zeta^{3/2} + \tilde{R}^2 + (\tilde{a} + \tilde{b})(2\tilde{a} + \tilde{b})]^3} \sqrt{\frac{2[\tilde{R}^2 + (\tilde{a} + \tilde{b})(4\tilde{a} + \tilde{b})][\zeta^{3/2} - \tilde{R}^2 - (\tilde{a} + \tilde{b})(2\tilde{a} + \tilde{b})]}{\zeta^{5/2} - \tilde{R}^4 - 5\tilde{a}(\tilde{a} + \tilde{b})\tilde{R}^2 + (\tilde{a} + \tilde{b})^3(2\tilde{a} + \tilde{b})}} \right], \end{aligned} \quad (59)$$

where in Eq. (58)  $\xi = (\tilde{a} + \tilde{b})^2$  for the first Miyamoto-Nagai model (Sec. 3.1),  $\xi = \tilde{a}(\tilde{a} + 2\tilde{b})$  for the Satoh model (Sec. 4), and in Eq. (59)  $\zeta = \tilde{R}^2 + (\tilde{a} + \tilde{b})^2$  for the second Miyamoto-Nagai model (Sec. 3.2). The dimensionless variables were defined in Sec. 3.1 and  $\tilde{\alpha} = \alpha/r_s$ .

In Fig. 17(a)–(b) we plot the curves of prograde and retrograde tangential velocity for the first Miyamoto-Nagai model with parameters  $\tilde{a} = 1$ ,  $\tilde{b} = 2$  and  $\tilde{a} = 1$ ,  $\tilde{b} = 1$  with rotation parameter  $\tilde{\alpha} = 0$ ,  $\tilde{\alpha} = 0.2$  and  $\tilde{\alpha} = 0.4$ . The same curves for the second Miyamoto-Nagai model and for the Satoh model with parameters  $\tilde{a} = 1$ ,  $\tilde{b} = 2$  are shown in Fig. 18(a)–(b).

## 7 DISCUSSION

Using a special form for the metric in cylindrical isotropic coordinates, we have constructed what may be interpreted as the General Relativistic versions of some known Newtonian models for three-dimensional distributions of matter in galaxies, like those formulated by Miyamoto and Nagai (Miyamoto & Nagai 1975; Nagai & Miyamoto 1976) and Satoh (1980). For the first Miyamoto-Nagai potential and for one Satoh potential we obtained matter distributions that have similar properties: their energy-momentum tensor is diagonal with isotropy of pressure in the radial and azimuthal directions; energy density



**Figure 17.** Prograde (upper) curves and retrograde (lower) curves of tangential velocity Eq. (58) for the first Miyamoto-Nagai model with parameters (a)  $\tilde{a} = 1$ ,  $\tilde{b} = 2$  and (b)  $\tilde{a} = 1$ ,  $\tilde{b} = 1$ . Rotation parameter:  $\tilde{\alpha} = 0$  (solid line),  $\tilde{\alpha} = 0.2$  and  $\tilde{\alpha} = 0.4$ .

and the “effective Newtonian density” are positive everywhere as well as the stresses (pressures) in the vertical direction. For particular values of the free parameters we found that the dominant energy condition is also satisfied. Stability analysis of the circular geodesic orbits on the galactic plane using an extension of the Rayleigh criteria of stability shows stable orbits for some combination of free parameters. The second Miyamoto-Nagai potential function, after diagonalization of the energy-momentum tensor, yield matter distributions with positive energy density and three different pressures. Also in this case, free parameters can be chosen so that all energy conditions are satisfied and circular orbits are stable on the galactic plane.

As an example of application of the models, we have numerically calculated some geodesic orbits for one of the potentials and compared them with the Newtonian orbits with the same energy and angular momentum. Near the central regions where the gravitational fields are strong, the motion of particles is considerably altered by General Relativistic effects.

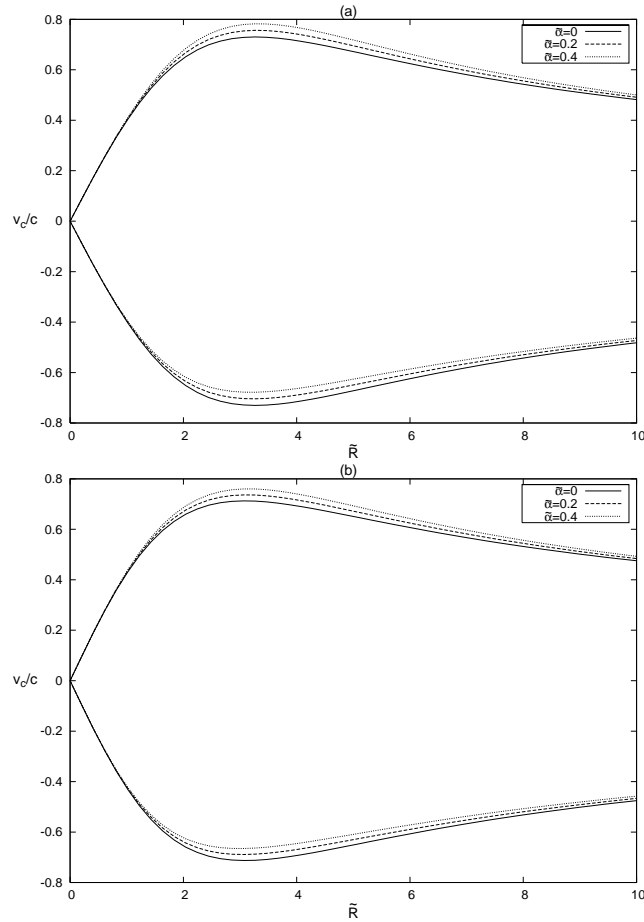
We also calculated the first order effects of galactic rotation on the tangential velocity of circular orbits on the galactic plane using an approximate form of the Kerr metric expressed in cylindrical isotropic coordinates. In general, rotation increases the prograde tangential velocity and has an opposite effect on the retrograde tangential velocity.

It should be mentioned that the stability study of the models presented based on the extension of Rayleigh criteria of stability is very limited. A more realistic stability analysis should rely on the first order perturbed General Relativistic fluid equations taking into account two spatial coordinates, which may be not a trivial task (see, for instance, Ujevic & Letelier (2004) for the one dimensional case). This will be subject of further investigation.

## ACKNOWLEDGMENTS

D. Vogt thanks CAPES for financial support. P. S. Letelier thanks CNPq and FAPESP for financial support. This research has made use of NASA’s Astrophysics Data System.





**Figure 18.** Prograde (upper) curves and retrograde (lower) curves of tangential velocity for (a) the second Miyamoto-Nagai model Eq. (59) with parameters  $\tilde{a} = 1$ ,  $\tilde{b} = 2$  and (b) for the Satoh model Eq. (58) with parameters  $\tilde{a} = 1$ ,  $\tilde{b} = 2$ . Rotation parameter:  $\tilde{\alpha} = 0$  (solid line),  $\tilde{\alpha} = 0.2$  and  $\tilde{\alpha} = 0.4$ .

## REFERENCES

- Plummer H.C., 1911, MNRAS, 71, 460  
 King I. R., 1966, Astron. J., 71, 64  
 Toomre A., 1963, ApJ, 138, 385  
 Kuzmin G. G., 1956, Astron. Zh., 33, 27  
 Miyamoto M., Nagai R., 1975, Publ. Astron. Soc. Japan, 27, 533  
 Nagai R., Miyamoto M., 1976, Publ. Astron. Soc. Japan, 28, 1  
 Satoh G., 1980, Publ. Astron. Soc. Japan, 32, 41  
 Binney S., Tremaine S., 1987, Galactic Dynamics. Princeton University Press, Princeton, N. J.  
 Bonnor W. A., Sackfield A., 1968, Comm. Math. Phys., 8, 338  
 Morgan T., Morgan L., 1969, Phys. Rev., 183, 1097  
 Morgan L., Morgan T., 1970, Phys. Rev. D, 2, 2756  
 Lynden-Bell D., Pineault S., 1978, MNRAS, 185, 679  
 Letelier P. S., Oliveira S. R., 1987, J. Math. Phys., 28, 165  
 Lemos J. P. S., 1989, Class. Quantum Grav., 6, 1219  
 Lemos J. P. S., Letelier P. S., 1993, Class. Quantum Grav., 10, L75  
 Bičák J., Lynden-Bell D., Katz J., 1993, Phys. Rev. D, 47, 4334  
 Bičák J., Lynden-Bell D., Pichon C., 1993, MNRAS, 265, 126  
 Lemos J. P. S., Letelier P. S., 1994, Phys. Rev. D, 49, 5135  
 Lemos J. P. S., Letelier P. S., 1996, Int. J. Mod. Phys. D, 5, 53  
 González G., Espitia O. A., 2003, Phys. Rev. D, 68, 104028  
 García G., González G., 2004, Phys. Rev. D, 69, 124002  
 Bičák J., Ledvinka T., 1993, Phys. Rev. Lett., 71, 1669

- González G., Letelier P. S., 2000, Phys. Rev. D, 62, 064025  
González G., Letelier P. S., 1999, Class. Quantum Grav., 16, 479  
Letelier P. S., 1999, Phys. Rev. D, 60, 104042  
Katz J., Bičák J., Lynden-Bell D., 1999, Class. Quantum Grav., 16, 4023  
Vogt D., Letelier P. S., 2003, Phys. Rev. D, 68, 084010  
Vogt D., Letelier P. S., 2004, Phys. Rev. D, 70, 064003  
Ujevic M., Letelier P. S., 2004, Phys. Rev. D, 70, 084015  
Karas V., Huré J. M., Semerák O., 2004, Class. Quantum Grav., 21, R1  
Klein C., 1997, Class. Quantum Grav., 14, 2267  
Neugebauer G., Meinel R., 1995, Phys. Rev. Lett., 75, 3046  
Klein C., Richter O., 1999, Phys. Rev. Lett., 83, 2884  
Klein C., 2001, Phys. Rev. D, 63, 064033  
Frauendiener J., Klein C., 2001, Phys. Rev. D, 63, 084025  
Klein C., 2002, Phys. Rev. D, 65, 084029  
Klein C., 2003a, Phys. Rev. D, 68, 027501  
Klein C., 2003b, Ann. Phys., 12 (10), 599  
González G., Letelier P. S., 2004, Phys. Rev. D, 69, 044013  
Lord Rayleigh, 1917, Proc. R. Soc. London A, 93, 148  
Landau L. D., Lifshitz E. M., 1987, Fluid Mechanics. 2nd Ed., §27, Pergamon Press, Oxford  
Letelier P. S., 2003, Phys. Rev. D, 68, 104002