

Spin-Induced Disk Precession in Sagittarius A*

Gabriel Rockefeller^{1,2}, Christopher L. Fryer^{1,2}, and Fulvio Melia^{1,3,4}

ABSTRACT

In Sgr A* at the Galactic center, by far the closest and easiest supermassive black hole we can study, the observational evidence is increasingly pointing to the presence of a compact, hot, magnetized disk feeding the accretor. In such low-Mach-number plasmas, forces arising, e.g., from pressure gradients in the plasma, can altogether negate the warping of disks around Kerr black holes caused by the Bardeen-Petterson effect and can lead to coherent precession of the entire disk. In this *Letter*, we present for the first time highly detailed 3D SPH simulations of the accretion disk evolution in Sgr A*, guided by observational constraints on its physical characteristics, and conclude that indeed the Bardeen-Petterson effect is probably absent in this source. Given what we now understand regarding the emission geometry in this object, we suggest that a $\sim 50 - 500$ -day modulation in Sgr A*'s spectrum, arising from the disk precession, could be an important observational signature; perhaps the ~ 106 -day period seen earlier in its radio flux, if confirmed, could be due to this process. On the other hand, if future observations do not confirm this long modulation in Sgr A*'s spectrum, this would be an indication that either the disk size or orientation is very different from current estimates, or that the black hole is not spinning at all (unlikely), or that our current understanding of how it produces its radiative output is incorrect.

Subject headings: accretion—black hole physics—Galaxy: center—radiation mechanisms: nonthermal, thermal—relativity

¹Department of Physics, The University of Arizona, Tucson, AZ 85721

²Theoretical Division, Los Alamos National Laboratory, Los Alamos, NM 87545

³Steward Observatory, The University of Arizona, Tucson, AZ 85721

⁴Sir Thomas Lyle Fellow and Miegunyah Fellow

1. Introduction

At the Galactic center, the compact radio source Sgr A* appears to be the radiative manifestation of an accreting $3.7 \times 10^6 M_\odot$ supermassive black hole (Ghez et al. 2005). Its radio to mm spectrum is thought to be a composite of two principal components—a slightly inverted power-law with a notable bump at mm/sub-mm wavelengths. The latter is somewhat reminiscent of the “big blue bump” seen in many Active Galactic Nuclei (AGNs), evidently produced by an accretion disk feeding the supermassive black hole (see, e.g., Brotherton et al. 2001). But unlike the blackbody emission process that gives rise to the optical/UV thermal feature in an AGN spectrum, the radiative mechanism responsible for Sgr A*’s mm/sub-mm spectral excess appears instead to be a combination of thermal and non-thermal synchrotron emission within the inner portion ($r < 10 r_S$) of a hot, magnetized Keplerian flow (Melia, Liu, & Coker 2001; Liu & Melia 2001). (The Schwarzschild radius, r_S , for an object of this mass M is $2GM/c^2 \approx 10^{12}$ cm, or roughly 1/15 A.U.) The inferred characteristics of the compact region surrounding Sgr A* are also consistent with the $\sim 10\%$ linear polarization detected from this source at mm wavelengths (Melia, Liu, & Coker 2000; Bromley, Melia, & Liu 2001). Given the complex spatial arrangement of the mass-losing stars that feed this object, it is unlikely that the disk angular momentum axis is aligned with the spin axis of the black hole.

The possible (but currently unconfirmed) detection of a 106-day cycle in Sgr A*’s radio variability (Zhao et al. 2001) has added significant intrigue to this picture, since it may indicate precession of the disk induced by the spin of the black hole (Liu & Melia 2002b). The dynamical time scale near the marginally stable orbit around an object with this mass is ≈ 20 minutes. Thus, since the physical conditions associated with the disk around Sgr A* imply unwarped, coherent precession, a precession period of 106 days may be indicative of a small black-hole spin ($a \sim 0.1$) if the circularized flow is confined to a region within $\sim 30 r_S$. (Throughout this paper, we define a to be the black hole angular momentum divided by GM^2/c .) The precession of a larger structure at the same rate would require a bigger black hole spin; alternatively, for a given black hole spin, a larger disk would precess with a longer period. Liu & Melia (2002b) also noted that a small value of a (< 0.1) would be favored if the non-thermal ($\sim 1 - 20$ cm) portion of Sgr A*’s spectrum is powered with energy extracted via a Blandford-Znajek type of process, for which the observed luminosity would correspond to an outer disk radius $r_{out} \sim 30 r_S$. In addition, a small disk size was suggested by earlier hydrodynamical and magnetohydrodynamical simulations (Coker & Melia 1997; Igumenshchev & Narayan 2002), and is implied by Sgr A*’s spectral and polarimetric characteristics.

For a thin, cold disk, the differential Lense-Thirring precession dominates the internal

coupling of the plasma at small radii and therefore leads to the so-called Bardeen-Petterson effect (Bardeen & Petterson 1975), in which the inner region flattens toward the equatorial plane, producing a warped accretion pattern. As shown by Nelson & Papaloizou (2000) and confirmed recently by Fragile & Anninos (2005), however, thicker disks with a mid-plane Mach number of ~ 5 or less can suppress warping effects due to the coupling provided by pressure gradients and viscosity in the gas. The mid-plane Mach number in Sgr A* is ~ 3 (for detailed comparisons of model disks to observations, see, e.g., Melia, Liu, & Coker 2001; Igumenshchev & Narayan 2002), so it seems that the disk in this system may be precessing as one unwarped structure (Liu & Melia 2002b). In this paper, we report the results of smoothed particle hydrodynamics (SPH) simulations we have carried out to test these ideas at a higher level of sophistication than was attempted earlier by Liu & Melia (2002b).

2. Physical Principles and Method

We evolve gaseous disks in the gravitational potential of the black hole at the Galactic center using the three-dimensional smoothed particle hydrodynamics (SPH) code described in Fryer et al. (2005). The inner boundary of the calculation is placed at a radius corresponding to the innermost stable circular orbit, as a function of a . For simplicity in this first generation of calculations, particles crossing the inner boundary carry all of their mass and angular momentum into the black hole, and no additional infalling material enters the simulation at the outer edge of the disk; we also do not model the magnetic field or evolve the equations of magnetohydrodynamics, but we include a prescription for the role of the magnetorotational instability in transporting angular momentum (see below). In principle, infalling material can exert an additional torque on the disk with a tendency to align the disk’s angular momentum vector with that of the accreting plasma. However, the angular momentum flow through the disk is also subject to magnetic coupling effects at its inner boundary (Krolik & Hawley 2002), which can either offset or enhance the effect of the external torque, depending on the configuration of the magnetic field (see Liu & Melia 2002b). We do not fully explore the range of inner and outer boundary conditions in this first treatment and instead leave this important survey to future publications. Consequently, our simulated disks mediate an outward viscous transport of angular momentum, which causes them to slowly grow in radius.

We construct disks based on current estimates of flow properties in the Galactic center (Melia, Liu, & Coker 2001), and we incorporate important effects of general relativity in a Kerr metric and an anomalous viscosity due to the magnetorotational instability that the observations strongly indicate is active in this system. The gravomagnetic force per

unit mass and the anomalous viscosity dominate the dynamics of the disk; even at its turbulent saturation point, the magnetic field energy represents only about 15 percent of the equipartition value. Since the adoption of a post-Newtonian approach to handle the general relativistic effects (see below) introduces ~ 10 percent errors, it is reasonable to ignore the dynamical impact of the magnetic field for the first set of simulations. Advancing this study to the next level of sophistication will entail the use of a more elaborate magnetohydrodynamic treatment, which is currently in development. In the final analysis, we will indeed follow the evolution of the inner disk in Sgr A* with all effects included in the simulation: the magnetic field and associated anomalous viscosity and the gravomagnetic force per unit mass. The calculations we describe here will provide a powerful baseline against which the later calculations may be compared and tested.

2.1. The Conservation Equations and SPH Code

Since the gravitational influence of interest simulated here occurs many Schwarzschild radii from the black hole, we follow Nelson & Papaloizou (2000) and include the relativistic effects only in a post-Newtonian approximation. Our momentum equation therefore takes the form

$$\frac{d\vec{v}}{dt} = -\frac{1}{\rho}\vec{\nabla}P + \vec{v} \times \vec{h} - \vec{\nabla}\Phi + \vec{F}_{visc} , \quad (1)$$

where ρ is the density, \vec{v} is the velocity, P is the pressure, Φ is the gravitational potential, and \vec{F}_{visc} is the viscous force per unit mass. The term $\vec{v} \times \vec{h}$ is the lowest-order post-Newtonian approximation to the gravomagnetic force per unit mass near a rotating black hole (see, e.g., Blandford 1996). In this equation, \vec{h} is defined as

$$\vec{h} \equiv \frac{2\vec{S}}{r^3} - \frac{6(\vec{S} \cdot \vec{r})\vec{r}}{r^5} , \quad (2)$$

where

$$\vec{S} = \frac{G\vec{J}}{c^2} \quad (3)$$

in terms of the (cylindrical) coordinate vector $\vec{r} = (\eta, \phi, z)$, and $r = |\vec{r}|$. The spin angular momentum of a Kerr black hole (using our definition of a ; see above) is given by

$$\vec{J} = \frac{aGM^2}{c} \hat{k} , \quad (4)$$

where \hat{k} denotes the unit vector in the z -direction. We calculate the gravitational acceleration due to the black hole using

$$-\vec{\nabla}\Phi = -\frac{GM}{r^3} \left(1 + \frac{6r_g}{r} \right) \vec{r} \quad (5)$$

(where $r_g \equiv r_S/2 = GM/c^2$), which produces the correct apsidal precession frequency at large distances from the black hole (Nelson & Papaloizou 2000).

We use an equation of state of the form $P = K\rho^\gamma$ —where P is the pressure, $\gamma = 5/3$ is the heat capacity ratio, and K is a constant chosen to set the midplane Mach number. Energy dissipated through artificial viscosity is allowed to leave the system.

2.2. The Anomalous Viscosity

Many of the properties derived by Balbus & Hawley (1991, 1992) for weakly magnetized accretion disks appear to be present in Sgr A*. One of the most important defining characteristics is the existence of an anomalous viscosity arising from the Maxwell stress, which in Sgr A* easily dominates over the Reynolds stress. In our calculations, we model the effect of this anomalous viscosity using the α -disk prescription

$$\nu = \frac{\alpha c_s^2}{\Omega}, \quad (6)$$

where c_s is the local sound speed and Ω is the Keplerian angular velocity. Earlier quasi-analytical fits to Sgr A*'s spectrum, and analysis of X-ray flares detected from this object by *Chandra* (Liu & Melia 2002a) concluded that the ratio β_0 of Maxwell stress to thermal pressure is $\simeq 0.05$; since the viscosity ν can also be written as

$$\nu = \frac{2}{3} \frac{\beta_0 c_s^2}{\Omega}, \quad (7)$$

we relate α and β_0 using $\alpha = (2/3)\beta_0$ and find that α should be approximately 0.03 in our model disks.

We implement the viscosity using the same technique used by Nelson & Papaloizou (2000), i.e., we adjust the bulk viscosity coefficient α_{SPH} and the Von Neumann-Richtmyer viscosity coefficient β_{SPH} of the standard SPH artificial viscosity prescription. Following Nelson & Papaloizou (2000), we set $\alpha_{SPH} = 0.5$ and $\beta_{SPH} = 0.0$. By tracking the motion of particles in our calculations, measuring the ratio of orbital period P to accretion timescale τ_{acc} , and relating the ratio of timescales to the viscosity parameter $\alpha \simeq P/\tau_{acc}$, we find that a value of $\alpha_{SPH} = 0.5$ corresponds to a value of $\alpha \simeq 0.02$.

3. Results

The characteristics of the three simulations we ran that directly address the questions we wish to answer in this paper are summarized in Table 1. Simulation E1 is a direct comparison

with the calculation of the same name reported by Nelson & Papaloizou (2000). Simulation GC20 was constructed with an initial outer radius of $20 r_S$; the parameters of this model were chosen to be fully consistent with the physical conditions outlined above. It is the contrast between this model and E1 that we expect to highlight the difference between the behavior of a cold disk that is subject to the Bardeen-Petterson effect and the low-Mach-number disk that we believe is present at the Galactic center; according to earlier semi-analytical analysis, the Galactic center disk ought not to experience this effect. However, because we have chosen not to feed the disk from outside, the viscous transport of angular momentum leads to a slow growth in its size; to test the dependence of the disk’s temporal behavior on the initial conditions, we also carried out simulation GC30, which has an initial size of $30 r_S$ and is otherwise identical to GC20.

Figure 1 shows the 3-D arrangement of SPH particles in our reproduction of test E1 by Nelson & Papaloizou (2000). In this image, the black hole spin axis points in the vertical direction. The outer portion of the disk has maintained its original 10-degree inclination relative to this direction. However, due to the Bardeen-Petterson effect, the inner portion of the disk has become warped and now lies in the equatorial plane of the black hole. By this time in the simulation, which corresponds to 4 Keplerian orbital periods at $r = 25 r_S$, the transition region between the outer inclined portion of the disk and the inner warped portion has stabilized at a radius of $7 r_S$, in good agreement with Nelson & Papaloizou (2000).

In contrast, a disk constructed according to the best estimates for conditions in the Galactic center does not warp; instead, the entire disk remains tilted out of the equatorial plane and precesses around the spin axis of the black hole. Figure 2 shows the 3-D arrangement of SPH particles in simulation GC30 after 85 Keplerian orbits at $30 r_S$, when the disk has an outer radius of $55 r_S$; the central portion of the disk lies in the same plane as the rest of the disk, and not in the equatorial plane of the black hole. Nelson & Papaloizou (2000) also considered one case in which the midplane Mach number was low (specifically, $\mathcal{M} = 5$) and found that that particular disk did not warp. Our result for model GC30, which has a midplane Mach number of 3, is consistent with their finding. Simulation GC20 behaves in exactly the same way. A principal result of this work is that the physical conditions inferred from Sgr A*’s spectrum evidently imply that the entire disk precesses coherently around the black hole spin axis, confirming the prediction of Liu & Melia (2002b).

An important observational signature of this effect is the dependence of the precession period on the size of the disk for a given value of the black hole spin parameter. The size of the disk provides a measure of the moment of inertia of the structure, whose response to the applied gravomagnetic torque determines the rate of precession.

Liu & Melia (2002b) argued that the precession period of a coherently-precessing sim-

plified model disk should vary as $r_{out}^{5/2}$, under the assumption that the surface density in the disk is constant. To test this predicted dependence, we evolved the disk over many orbital periods, tracing its growth in size and corresponding change in precession period; the relationship is summarized in Figure 3. Note that the disk radius plotted along the horizontal axis is actually the radius of the thickest portion of the disk, not the radius of the outermost particle in the simulation. The low number density of particles at the outer disk edge inhibits a consistent and accurate determination of what actually constitutes the disk size; choosing the radius where the disk is thickest, on the other hand, provides a more stable and reliable determination of the disk size.

Starting with an outer radius of $20 r_S$, and assuming that $a = 0.1$ (see Table 1), the precession period is 69 days. The period grows smoothly and monotonically as the disk expands under the action of viscous angular momentum transport and reaches approximately 600 days when the outer radius is $46 r_S$. In this figure, the solid curve indicates the calculated behavior of the period as a function of outer disk radius; the dashed curve gives a strict $P \propto r_{out}^{5/2}$ dependence. Our simulations clearly exhibit a period that varies as $r_{out}^{5/2}$; this is a consequence of the fact that our GC20 and GC30 disks precess as coherent structures.

Future work will include the effect of infalling material and a more thorough survey of the dependence of disk evolution on black hole parameters such as a . Very importantly, we will study another potentially significant signature: the prograde-retrograde flip that might occur due to sudden changes in the accreted angular momentum L . Past hydrodynamic simulations (Coker & Melia 1997) have hinted that the complex, clumpy structure of the infalling plasma can lead to significant fluctuations in both the magnitude and direction of L .

4. Concluding Remarks

We find that the physical conditions associated with accretion onto Sgr A* imply the presence of a compact accretion disk that precesses as a coherent, unwarped structure about the black hole spin axis. Our simulations confirm the general results of Nelson & Papaloizou (2000); specifically, we find that the low-Mach-number disk in Sgr A* would not be subject to the Bardeen-Petterson effect. Given the observed constraints on disk parameters, we provide an accurate determination of the precession period of such a disk. The fact that this period varies as $r_{out}^{5/2}$ may eventually lead to a compelling determination of the black hole spin; alternatively, if other independent techniques or observations can provide accurate estimates of the spin, our results determine the radius of the disk around Sgr A*.

Observationally, our work provides some motivation for expecting a modulation in Sgr A*’s flux with a period of $\sim 50 - 500$ days; we have found that the precession period is in this range as long as the disk size is $\sim 20 - 30 r_S$. Such a modulation might arise in portions of Sgr A*’s spectrum produced by an occulted emitter; for example, it is known that Sgr A*’s radio emission is produced on scales of $20 - 100 r_S$ (see, e.g., Bower et al. 2004). Thus, since this disk is optically thick to cm radiation (Liu & Melia 2002b; Prescher & Melia 2005), its precession may lead to a variable aspect that periodically attenuates the total radio flux from this region.

This effect may already have been observed; Zhao et al. (2001) report a detection of a ~ 106 -day cycle in Sgr A*’s radio emission. If this result is eventually confirmed, and if indeed it appears that only a disk precessing in a non-isotropic gravitational field can account for it, we may eventually be able to use it as a probe of the spacetime within the inner $\sim 10 r_S$ of a Kerr metric and, more importantly, as a means of directly measuring the black hole’s spin.

On the other hand, a non-confirmation of such a modulation on a $\sim 50 - 500$ -day timescale would tell us that either no disk is present in Sgr A* or that its properties—specifically, its size and orientation—are different from what we now understand, or that the geometry of the emission region has not yet been identified. The fact that such a determination can be made points to the predictive power of detailed numerical simulations like those reported here and argues for the need for more sophisticated calculations incorporating the effects we have ignored thus far.

Acknowledgments This work was funded in part under the auspices of the U.S. Dept. of Energy, and supported by its contract W-7405-ENG-36 to Los Alamos National Laboratory, by a DOE SciDAC grant DE-FC02-01ER41176. At the University of Arizona, this research was partially supported by NSF grant AST-0402502, and has made use of NASA’s Astrophysics Data System Abstract Service. F. M. is grateful to the University of Melbourne for its support (through a Sir Thomas Lyle Fellowship and a Miegunyah Fellowship). The simulations were conducted on the Space Simulator at Los Alamos National Laboratory.

REFERENCES

- Balbus, S. A. & Hawley, J. F. 1991, *ApJ*, 376, 214.
- Balbus, S. A. & Hawley, J. F. 1992, *ApJ*, 400, 610.
- Bardeen, J. M. & Petterson, J. A. 1975, *ApJ*, 195, L65.
- Blandford, R. D. 1996, in *Gravitational Dynamics*, Terlevich, R., Terlevich, E., eds., Cambridge University Press, p. 125.
- Bower, G. C., Falcke, H., Herrnstein, R. M., Zhao, J.-H.; Goss, W. M., & Backer, D. C. 2004, *Science*, 304, 704.
- Bromley, B., Melia, F., & Liu, S. 2001, *ApJ*, 555, L83.
- Brotherton, M.S., Green, R. F., Kriss, G. A., Alexander, T., Kim, J., Zheng, W., Kaiser, M. E., Oegerle, W., Hutchings, J. 2001, *A&A*, 19913801.
- Coker, R. & Melia 1997, *ApJ*, 488, L149.
- Fragile, P. C. & Anninos, P. 2005, *ApJ*, 623, 347.
- Fryer, C. L., Rockefeller, G., & Warren, M. S. 2005, *ApJ*, submitted.
- Ghez, A. M., Salim, S., Hornstein, S. D., Tanner, A., Lu, J. R., Morris, M., Becklin, E. E., & Duchêne, G. 2005, *ApJ*, 620, 744.
- Igumenshchev, I. V. & Narayan, R. 2002, *ApJ*, 566, 137.
- Krolik, J. 1999, *ApJ*, 515, L73.
- Krolik, J. & Hawley, J. 2002, *ApJ*, 573, 754.
- Liu, S. & Melia, F. 2001, *ApJ*, 561, L77.
- Liu, S. & Melia, F. 2002a, *ApJ*, 566, L77.
- Liu, S. & Melia, F. 2002b, *ApJ*, 573, L23.
- Melia, F, Liu, S., & Coker, R. 2000, *ApJ*, 545, L117.
- Melia, F., Liu, S., & Coker, R. 2001, *ApJ*, 553, 146.
- Nelson, R. P. & Papaloizou, J.C.B. 2000, *MNRAS*, 315, 570.

Prescher, M., & Melia, F. 2005, ApJ, in press.

Zhao, J.-H., Bower, G. C., & Goss, W. M. 2001, ApJ, 547, L29.

Table 1. Simulation Properties

Simulation	i^a (deg)	a^b	\mathcal{M}^c	R_{init}^d (r_S)	N_{init}^e
E1	10	1	12	25	327357
GC20	30	0.1	3	20	475671
GC30	30	0.1	3	30	757337

^aInclination angle

^bBlack hole spin parameter in units of GM^2/c

^cMid-plane Mach number

^dInitial disk outer radius

^eInitial number of SPH particles




Fig. 1.— The 3-D arrangement of 326,034 SPH particles in a reproduction of test E1 of Nelson & Papaloizou (2000). The inner portion of the inclined disk is warped into the equatorial plane of the black hole (aligned horizontally in the image) through the action of the Bardeen-Petterson effect.




Fig. 2.— The 3-D arrangement of 423,626 SPH particles in a simulated disk constructed using the gas temperature and density, constrained by the observations, in the environment near the black hole at the Galactic center. The disk is relatively thick, so the Bardeen-Petterson effect is suppressed; even the innermost portion of the disk remains aligned with the outer disk and is not warped into the equatorial plane of the black hole.

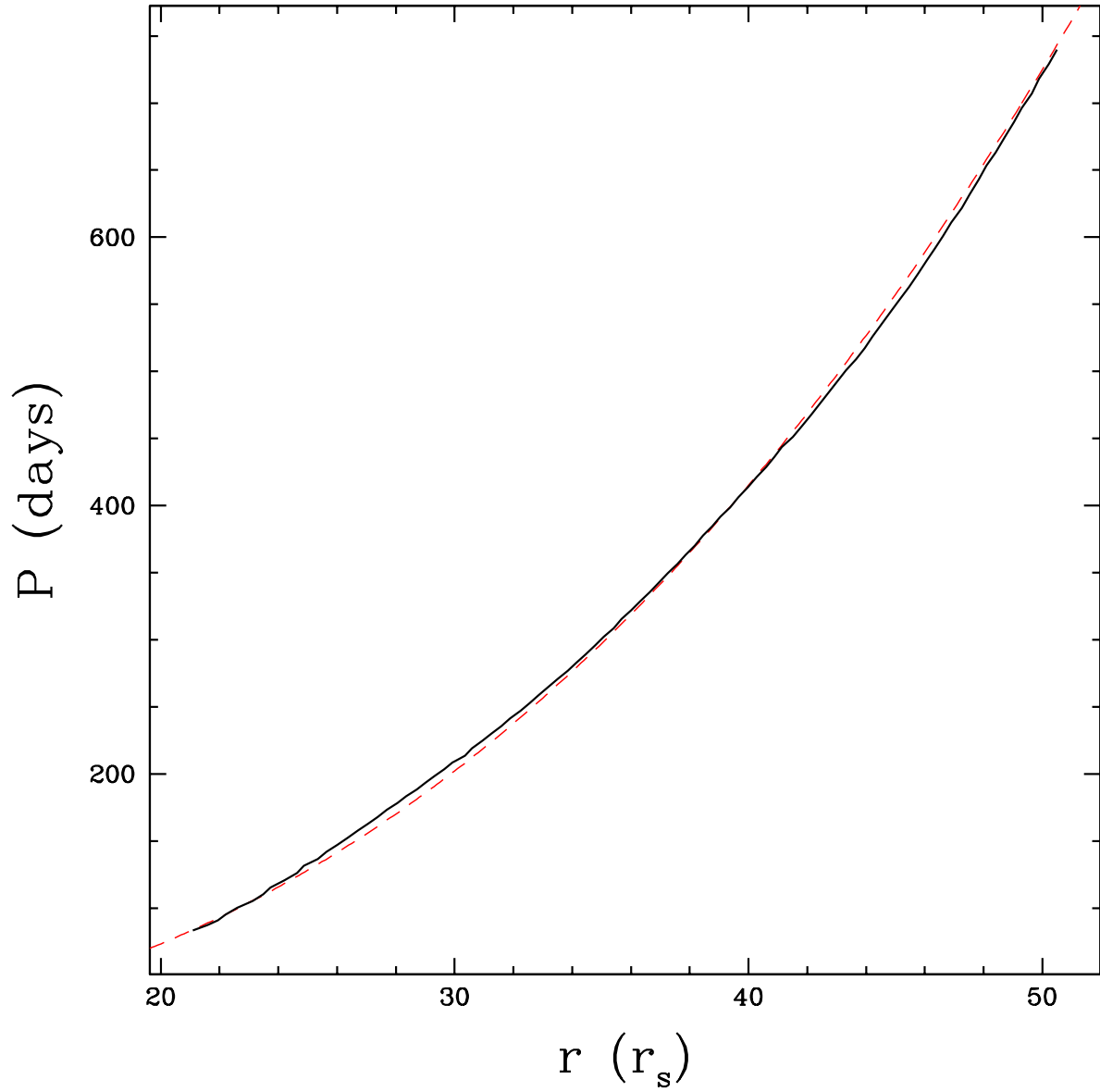


Fig. 3.— The precession period of the simulated Galactic center disk versus the size of the disk. The solid curve, measured from the simulation, matches the $P \propto r^{5/2}$ relationship (shown as a thin dashed line) predicted by Liu & Melia (2002b), demonstrating that a disk formed in the Galactic center likely does precess as one coherent, unwarped structure.