

Ionizing radiation from hydrogen recombination strongly suppresses the lithium scattering signature in the CMB

Eric R. Switzer* and Christopher M. Hirata

Department of Physics, Princeton University, Princeton, New Jersey 08544, USA

(Dated: July 5, 2005)

It has been suggested that secondary CMB anisotropies generated by neutral lithium could open a new observational window into the universe around the redshift $z \sim 400$, and permit a determination of the primordial lithium abundance. The effect is due to resonant scattering in the allowed Li I doublet ($2s\ ^2S_{1/2} - 2p\ ^2P_{1/2,3/2}$), so its observability depends on the formation history of neutral lithium. Here we show that the ultraviolet photons produced during hydrogen recombination are sufficient to keep lithium in the Li II ionization stage in the relevant redshift range and suppress the neutral fraction by ~ 3 orders of magnitude from previous calculations, making the lithium signature unobservable.

PACS numbers: 98.62.Ra, 98.70.Vc, 26.35.+c, 98.80.Es

I. INTRODUCTION

There are few observable traces of structure in the universe between the cosmic recombination at redshift $z \approx 1100$ and the redshifts $z \leq 7$ accessible to quasar absorption line measurements [1]. Currently our main observational constraints on this redshift range come from the early integrated Sachs-Wolfe (ISW) effect [2] and the large-scale Thomson scattering features in the CMB [3]. These may be supplemented in the future by measurements of the HI 21 cm hyperfine line [4, 5, 6, 7, 8]. However, none of these probes can provide detailed information in the redshift range $200 < z < 500$: the free electron abundance is too small to produce significant Thomson scattering, the gas is in thermal equilibrium with the CMB so there is no 21 cm signal, and the early ISW effect has a blackbody frequency dependence that has no redshift information, making the detection of the effect model-dependent.

The series of papers [9, 10, 11] introduces the prospect of using anisotropies in the CMB generated by scattering in the resonance lines of neutral lithium to study large scale structure in the redshift range $z \approx 200$ –500. Because it involves a resonance, the frequency dependence of the Li I scattering feature can be mapped into a redshift dependence just as is done for the Lyman- α forest and is proposed for high-redshift 21 cm studies. The frequency dependence deviates strongly from a blackbody, and thus should be distinguishable from the CMB. This idea is also attractive because it provides a potentially clean method of determining the abundance of primordial lithium, before it has been destroyed by nuclear processes in stars. A precision measurement of the lithium abundance from Big Bang Nucleosynthesis (BBN) would be an important consistency check of the cosmological model, and would constrain extensions to standard cosmology such as inhomogeneous BBN [12, 13, 14], which

tend to increase the ${}^7\text{Li}$ abundance.

The primordial abundance of lithium is extremely small, $X_{\text{Li}} \approx 10^{-10}$ – 10^{-9} [15], but the high integrated cross section for excitations of the Li I doublet $2s\ ^2S_{1/2} - 2p\ ^2P_{1/2,3/2}$ suggests the possibility of producing a signature within the reach of studies by the *Planck*, BLAST, and EDGE experiments – generally experiments with sensitivity around the 300 μm band [9]. The Li I doublet has an energy of 1.847 eV ($\lambda = 6708\ \text{\AA}$), so that the resonant feature would appear to us today at $\lambda = 0.6708(1+z)\ \mu\text{m}$ for scattering at redshift z . By comparison, the lowest single-photon excitation for Li II occurs at 61.3 eV [37], where there are essentially no CMB photons to scatter (and to which the pre-reionization universe is opaque due to hydrogen and helium photoionization). Hence, an observable lithium signature on the CMB relies on the formation of neutral lithium after hydrogen recombination.

Previous work on the lithium signature [9, 10, 11] emphasizes that with a thermal CMB spectrum, lithium recombines around $z = 400$ to form a significant neutral fraction. The neutral lithium gas has an optical depth that is high enough to generate a secondary CMB anisotropy, visible today around 268 μm . Important to the result is that there are too few ionizing photons in a purely thermal CMB to keep lithium ionized. A separate line of work discusses the non-thermal radiation field generated by hydrogen recombination [16, 17, 18], which contains ultraviolet (UV) photons from both Lyman- α production and $2s \rightarrow 1s$ two-photon decays. These photons have a maximum energy of 10.1988 eV, nearly double the Li I ionization threshold, $\chi_{\text{Li}} = 5.3917191\ \text{eV}$ [19]. Here, we show that this non-thermal ionizing radiation is sufficient to keep lithium almost completely ionized up to late times, and to hold the optical depth through the resonance below 10^{-4} in the standard cosmology.

In this paper, we first calculate the spectral distortion in Sec. II, using the three-level approximation for hydrogen recombination. Sec. III then discusses the photoionization and recombination rates of lithium in the presence of the spectral distortion. In Sec. IV, we solve the rate

*Electronic address: switzer@princeton.edu

equation for lithium's ionization history, and argue that it remains mostly ionized. Sec. V outlines the significance this has for a lithium CMB signature. Finally, because this is a non-standard use of the three-level approximation, we justify it subject to some possible concerns in Sec. VI, and sum up the main results in section VII.

II. ATOMIC HYDROGEN SPECTRAL DISTORTIONS

Neutral lithium can not form if the radiation field contains a sufficient number of photons above the ionization threshold. This makes photoionization dependent on the details of high energy tail of the photon distribution ($E \geq \chi_{\text{Li}}$), and the photoionization cross section above threshold. The cosmological radiation has nearly a blackbody distribution [20], except for a small population of non-thermal distortion photons from hydrogen recombination in the high energy tail of the distribution [16, 17, 18].

The most important sources of non-thermal radiation during hydrogen recombination are the HI two-photon transition ($2s \rightarrow 1s$) and the HI Lyman- α transition ($2p \rightarrow 1s$). Very few distortion photons are produced in the higher-order Lyman lines because such photons are efficiently destroyed by absorption followed by decay to an excited state of HI. Also, the Balmer, Paschen, etc. lines of HI, as well as nearly all of the photons produced by direct recombination to HI excited states have energies below 5.39 eV, and so cannot ionize Li I. The populations of the $2s$ and $2p$ states are expected to vary out of equilibrium at late times. The bearing this has on the formation history of neutral lithium is discussed in Sec. VI.

We will see that the non-thermal photons from $n = 2 \rightarrow 1$ decays of HI have an abundance of 10^{-9} relative to the the peak of the thermal distribution, but exceed the CMB photon population above the ionization threshold of lithium [17], on the high-energy tail of the CMB. The ionizing radiation from these decays must be included in a calculation of lithium's ionization history.

A natural quantity to track is the number of photons per hydrogen, per log-energy. Written in terms of the phase space density \mathcal{N} and specific intensity J_ν ,

$$r \equiv \left[\frac{\text{photons}}{\text{hydrogen} \cdot \ln(E)} \right] = \frac{8\pi E^3}{h^3 c^3 n_H} \mathcal{N} = \frac{4\pi}{hc n_H} J_\nu, \quad (1)$$

where n_H is the hydrogen number density and h and c are Planck's constant and the speed of light, respectively. This choice also has the advantage that it is conserved along a trajectory, unlike J_ν . The photon number densities and baryon number densities both dilute by $(1+z)^3$. With these units, the high-energy Wien tail of the blackbody distribution scales as,

$$r(E, z) \approx \frac{8\pi E^3}{h^3 c^3 n_H} e^{-E/(kT_r)}. \quad (2)$$

(After $z \approx 200$, matter and radiation are decoupled, so their thermal histories depart and must be tracked separately as a radiation temperature T_r , and matter temperature T_m .) From the integral over the asymptotic distribution, there are ≈ 80 photons capable of ionizing lithium, per lithium atom at $z = 500$, and only $\approx 1 \times 10^{-11}$ at $z = 300$ from the thermal distribution. Purely thermal CMB radiation is not enough to keep lithium ionized after $z = 400$, but the distortion extends to much higher energies.

We find the distortion by calculating the rates of two-photon and Lyman- α decays, and transport the spectrum of photons that is generated from reactions of these rates and the known emission profiles. The method works *post-facto* because it takes the ionization history of hydrogen and its derivatives, and then calculates the radiation field. Ideally, the evolution of the radiation field would be included in the recombination calculation, self-consistently, rather than computed later. Results from a recombination calculation with a self-consistent radiation field are expected to be different at the percent level because of feedback and other effects [21]. Here, we want to determine whether lithium remains ionized, and do not need anything so nuanced.

Assuming that only the two $n = 2$ decays of hydrogen to its ground state contribute to the distortion, all the rate information can be extracted from the total hydrogen recombination rate in the three-level approximation [16, 21],

$$\frac{dx_e}{dz} = \frac{x_e^2 n_H \alpha_H - \beta_H (1 - x_e) e^{-E_{Ly\alpha}/(kT_m)}}{(1+z)H(z)} \times \frac{\Lambda_{2\gamma} + 1/(Kn_H(1-x_e))}{\Lambda_{2\gamma} + \beta_H + 1/(Kn_H(1-x_e))}, \quad (3)$$

where x_e is the fraction of electrons relative to hydrogen, α_H is the case B recombination rate of hydrogen, β_H is the effective case B photoionization rate,

$$\beta_H = \alpha_H e^{-\chi_{2s}/(kT)} \frac{(2\pi m_e kT)^{3/2}}{h^3}, \quad (4)$$

$\Lambda_{2\gamma}$ is the $2s \rightarrow 1s$ two-photon decay rate, χ_{2s} the ionization energy from the $2s$ state, and $K = \lambda_{Ly\alpha}^3 / [8\pi H(z)]$ is the Peebles inverse resonance escape rate from the Lyman- α line. The form of the three-level rate equation is suggestive: the term on the second line is the fraction of excited hydrogen atoms that make the transition $2p \rightarrow 1s$ or $2s \rightarrow 1s$, relative to the atoms that are photoionized. The term in the numerator displays a two-photon piece and a Lyman- α piece, while the denominator also has a contribution from photoionization. This makes it easy to decouple the relative contributions of each process to the overall hydrogen recombination rate: call the fractional rate of change in x_e during hydrogen recombination due to two-photon and Lyman- α transitions $(dx_e/dz)|_{2\gamma}$ and $(dx_e/dz)|_{Ly\alpha}$, respectively.

The solutions to the three-level rate equation and evolution of the matter temperature are evaluated by

recfast, developed in Seager et al. [21, 22]. We have modified it to return the fractional rates, $(dx_e/dz)|_{2\gamma}$ and $(dx_e/dz)|_{Ly\alpha}$ as a function of z . Throughout, the calculations are based on the cosmology $\Omega_m = 0.27$, $\Omega_b = 0.046$, $H_0 = 70 \text{ km s}^{-1} \text{ Mpc}^{-1}$, $T_{\text{CMB}} = 2.728 \text{ K}$, and $Y_{He} = 0.24$.

To understand how photons generated during hydrogen recombination influence the ionization history of lithium, they must be transported to later redshifts. Since Thomson scattering does not significantly change the photon energy at the redshifts of interest [38], transport amounts to redshifting the emitted distributions. The set of distortion photons around some energy E is the sum over all photons which were produced at an earlier time (z_{em}) with energy E_{em} which could have redshifted to the energy E by redshift z . This defines an integral along the line of sight of the contribution of a particular process to the radiation field,

$$r_{\text{process}}(E) = \int_z^{z_{\text{end}}} dz_{\text{em}} E_{\text{em}} \phi(E_{\text{em}}) \left. \frac{dx_e}{dz}(z_{\text{em}}) \right|_{\text{process}}, \quad (5)$$

where $\phi(E_{\text{em}})$ is the emission profile of the process, evaluated at the energy of the radiation at redshift z_{em} that will have redshifted down to an energy E by redshift z , $E(z)_{\text{em}} = E(1+z_{\text{em}})/(1+z)$. The combination of the profile and frequency suggests a new quantity:

$$\psi(E_{\text{em}}) = E_{\text{em}} \phi(E_{\text{em}}) = \left[\frac{\text{photons}}{\text{decay} \cdot \ln(E_{\text{em}})} \right]. \quad (6)$$

The integral Eq. (5) along a line of sight is equivalent to an integral over energy under the change of variables:

$$E_{\text{em}} = E \frac{(1+z_{\text{em}})}{(1+z)} \Rightarrow dz_{\text{em}} = (1+z_{\text{em}}) \frac{dE_{\text{em}}}{E_{\text{em}}}. \quad (7)$$

The integral along the line of sight adds contributions from increasingly higher redshifts, with higher emission energies E_{em} . Because the emission profile is the same as time goes on, this is equivalent to adding up different contributions over the profile evaluated at progressively higher energies. The change of variables amounts to converting this indirect way of summing over redshifts into a direct, convenient sum of the profile and rates over energy,

$$r_{2\gamma}(E) = \int_E^{E_{Ly\alpha}} (1+z_{\text{em}}) \frac{dE'}{E'} \psi_{2\gamma}(E') \left. \frac{dx_e}{dz}(z_{\text{em}}(E')) \right|_{2\gamma}. \quad (8)$$

Here, z_{em} is the redshift at which light was emitted with energy E_{em} that will redshift to energy E at some later redshift z ,

$$z_{\text{em}}(E) = \frac{E_{\text{em}}}{E} (1+z) - 1. \quad (9)$$

We use the polynomial fit to the Spitzer & Greenstein [23] two-photon profile provided in [24], and assume a delta function for the Lyman- α profile. Results from the calculation are shown in Fig. 1.

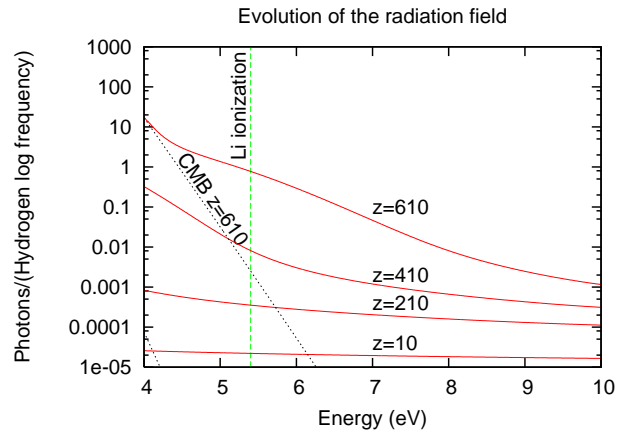


FIG. 1: The distortion field generated by $n = 2$ decays of hydrogen during recombination dwarfs the high-energy tail of the CMB (shown in black dotted line). The ionization energy of lithium is shown to emphasize that even at late times, there is a large number of distortion photons above the ionization energy.

III. LITHIUM RECOMBINATION AND PHOTOIONIZATION

The photoionization rate of Li I has a thermal contribution from the CMB and a non-thermal contribution from the integral of the cross section over the distortion field, $\beta_{\text{Li}} = \beta_{\text{CMB}} + \beta_{\text{dist}}$. The thermal photoionization rate is related by the Milne relations to the recombination rate α_{Li} ,

$$\beta_{\text{CMB}} = \frac{g_e g_{\text{LiII}}}{g_{\text{LiI}}} \alpha_{\text{Li}}(T_r) \exp\left\{-\frac{\chi_{\text{LiI}}}{kT_r}\right\} \frac{(2\pi m_e kT_r)^{3/2}}{h^3}. \quad (10)$$

The Milne relations assume Boltzmann-distributed excited states at temperature T_r . Yet, the distortion photons may increase the population of excited states, increasing the ionization rate from CMB photons. If this effect is important, it can only increase β_{CMB} , and thus reduce the neutral lithium abundance. Ionization by a distortion photon occurs predominantly from the ground state. For the case A Li II \rightarrow Li I recombination rate, α_{Li} , we use a fit from Verner and Ferland [25],

$$\alpha_{\text{Li}}(T_m) = a \left[\sqrt{\frac{T_m}{T_0}} \left(1 + \sqrt{\frac{T_m}{T_0}} \right)^{1-b} \left(1 + \sqrt{\frac{T_m}{T_1}} \right)^{1+b} \right]^{-1}, \quad (11)$$

where the coefficients are, $a = 1.036 \times 10^{-11} \text{ cm}^3 \text{ s}^{-1}$, $b = 0.3880$, $T_0 = 1.077 \times 10^2 \text{ K}$, and $T_1 = 1.177 \times 10^7 \text{ K}$. The fit is accurate to better than 4% (with maximum error less than 6%) [25] between 3 K and 10^9 K .

The non-thermal contribution to lithium photoionization from photons emitted during hydrogen recombina-

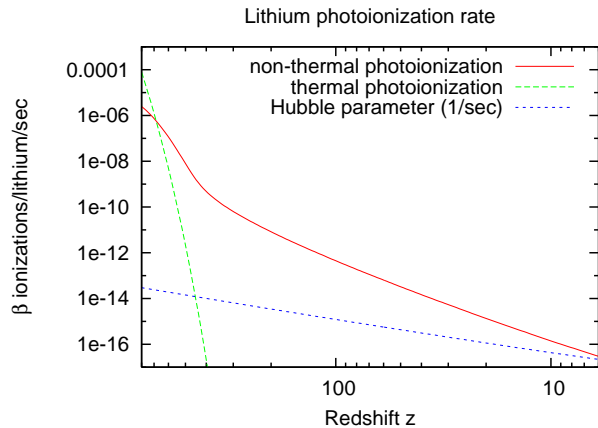


FIG. 2: The photoionization rate of lithium as a function of redshift, showing the contribution of non-thermal (distortion) photons, beginning to dominate shortly after hydrogen recombination. The non-thermal rate is fast compared to the inverse Hubble time, allowing a steady-state solution.

tion is the integral over the cross section,

$$\beta_{\text{dist}} = \int_{\chi_{\text{LiI}}}^{E_{\text{Ly}\alpha}} \frac{dE'}{E'} \left(r_{2\gamma}(E') + r_{\text{Ly}\alpha}(E') \right) \sigma_{\text{Li}}(E') c. \quad (12)$$

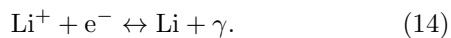
We use a fit to the photoionization cross section for Li I from [26] that has been smoothed over resonances. (There are no resonances in our energy range, so this is not a concern.) The fit is based on low-energy cross sections from the Opacity Project [27] and high-energy cross sections from a Hartree-Dirac-Slater method (though the high-energy cross section is unimportant here because there are no photons above $E_{\text{Ly}\alpha} = 10.2$ eV):

$$\sigma(y = E/E_0) = \sigma_0(y-1)^2 y^{0.5P-5.5} (1 + \sqrt{y/y_a})^{-P}, \quad (13)$$

where $\sigma_0 = 1.87723 \times 10^{-6} \text{ cm}^3 \text{ s}^{-1}/c$, $P = 4.895$, and $y_a = 15.01$. The results for the non-thermal and thermal contributions to lithium photoionization as a function of redshift are shown in Fig. 2.

IV. IONIZATION HISTORY AND SCALING

Lithium chemistry and the interaction between lithium ions, lithium hydride, etc. can be very complicated [28], but we will follow Stancil et al. [9] in tracking only photoionization and radiative recombination, the two most dominant reactions,



The next leading order reaction is radiative charge transfer [9, 29],

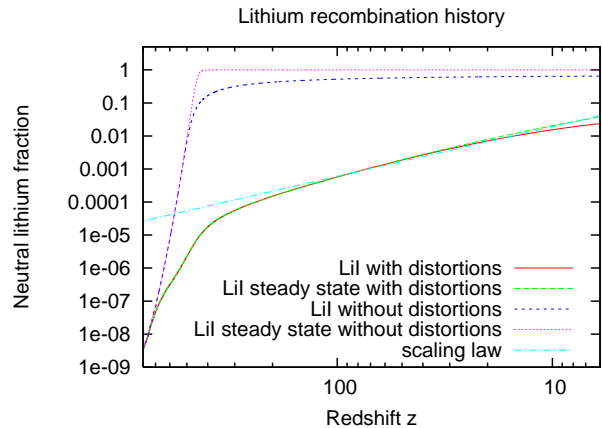
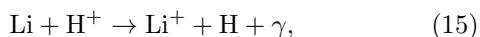


FIG. 3: Lithium recombination history in the presence of an ionizing flux from the $n = 2$ hydrogen recombinations to the ground state. Lithium recombines much more slowly than for a purely thermal CMB, as $(1+z)^{-3/2}$, and remains largely ionized up until late times. This reduces the optical depth, and significantly reduces the imprint left on the CMB.

which is two orders of magnitude slower than Eq. (14) if distortion photons are neglected. Photoionization from distortions will only speed up Eq. (14) relative to Eq. (15), making charge transfer less important.

The rate equation describing the evolution of the neutral lithium fraction f_{Li} based on the recombination α_{Li} rate and photoionization rate β_{Li} is

$$\frac{df_{\text{Li}}}{dz} = -(1+z)^{-1} H(z)^{-1} [\alpha_{\text{Li}} n_e (1 - f_{\text{Li}}) - \beta_{\text{Li}} f_{\text{Li}}]. \quad (16)$$

The solution of the rate equation Eq. (16) is shown in Fig. 3.

Lithium recombination according to Eq. (16) goes through four major stages:

1. A Saha stage, where the lithium ionization states are in thermodynamic equilibrium;
2. A primary steady-state stage, in which the spectral distortion from the bulk of hydrogen recombination at $z \sim 1300$ keeps lithium ionized;
3. A residual steady-state stage, in which the spectral distortion from $z \sim 1300$ has redshifted to below the Li I ionization threshold, but lithium is kept ionized by UV radiation from residual hydrogen recombinations; and
4. A freeze-out stage, in which the time scale for all relevant reactions becomes larger than the Hubble time, and f_{Li} approaches a constant. It is during this stage that the steady-state approximation, Eq. (18), breaks down.

In the real universe, the first stars eventually turn on, increasing the UV background—probably ionizing essentially all of the intergalactic lithium. This occurs too late

(i.e. too low z) to be of interest for the lithium feature in the CMB.

We now discuss each of the four stages in more detail.

A. Saha stage ($z > 700$)

Initially, Li I and Li II co-exist in a Saha equilibrium, where many thermal ionizing photons are present and the distortion is negligible. Note that the neutral fraction during this phase is extremely small, $f_{\text{Li}} < 10^{-7}$. The Saha equation in this case is

$$f_{\text{Li}} = n_e \left(\frac{h^2}{2\pi m_e k T_r} \right)^{3/2} e^{\chi_{\text{Li I}}/(k T_r)}. \quad (17)$$

This equation is valid until $z \sim 700$.

B. Primary steady-state stage ($400 < z < 700$)

Around $z \sim 700$, enough CMB photons redshift below the Li I ionization threshold so that a small number of distortion photons dominate the Li I photoionization rate. During this second stage, the neutral fraction continues to increase, but it lags far behind the Saha prediction. Although thermodynamic equilibrium no longer applies in this redshift range, the lifetime β_{Li}^{-1} of a neutral lithium atom is still small compared to the Hubble time H^{-1} . Thus a “steady state” occurs in which the net Li I production rate df_{Li}/dz is much smaller than either the recombination or photoionization rates in Eq. (16). Thus we have

$$f_{\text{Li}} \approx \alpha_{\text{Li}} n_e / (\beta_{\text{Li}} + \alpha_{\text{Li}} n_e) \approx \alpha_{\text{Li}} n_e / \beta_{\text{Li}}. \quad (18)$$

[This steady-state solution for lithium is analogous to the “ionization equilibrium” of H I and H⁺ in the Lyman- α forest. In both cases the recombination rate to form the neutral species (Li I or H I) is counterbalanced by photoionization by UV photons from a non-thermal source, which consists of hydrogen recombination radiation in the case of lithium versus stars and quasars in the Lyman- α forest. Neither case represents a true thermodynamic equilibrium because the radiation field is non-thermal.]

C. Residual steady-state stage ($20 < z < 400$)

When hydrogen recombination freezes out at $z \sim 800$, the residual ionization fraction $x_e \sim \text{few} \times 10^{-4}$ changes very little. The Lyman- α photons produced at $z \sim 800$ are cosmologically redshifted and by $z \sim 400$ are no longer capable of ionizing Li I. Thus one might naively expect that after $z \sim 400$, lithium would fully recombine to Li I. As can be seen from Fig. 3, this is not the case: even after hydrogen recombination is “frozen out,” there are still a few residual recombinations occurring.

These act as a source of UV photons, keeping the neutral lithium fraction small.

During the period of residual recombination, the steady-state solution for the neutral fraction can be simplified into a scaling law by making two main assumptions: matter temperature changes adiabatically ($T \propto a^{-2}$) after thermal decoupling at $z \sim 200$, and the relic electron fraction x_e is nearly constant after freeze-out. The low temperature limit of the recombination rate coefficient in Eq. (11) for adiabatic matter gives $\alpha_{\text{Li}} \propto T^{-1/2} \propto a$. The photoionization rate is then

$$\beta_{\text{Li}} \propto \alpha_H n^2 x_e^2 t \propto a^{-7/2}. \quad (19)$$

($a \propto t^{2/3}$ for matter domination, $H \propto t^{-1}$. The number density squared scales as $n^2 \propto a^{-6}$.) Likewise for hydrogen, $\alpha_H \propto a$, so that the neutral lithium fraction is given by,

$$f_{\text{Li}} = \frac{n_{\text{Li}}}{n_{\text{Li}^+} + n_{\text{Li}}} \approx \frac{n_{\text{Li}}}{n_{\text{Li}^+}} = \frac{\alpha_{\text{Li}}}{\beta_{\text{Li}}} n_e \propto \frac{a}{a^{7/2}} a^{-3} \propto a^{3/2}. \quad (20)$$

The $f_{\text{Li}} \propto a^{3/2}$ scaling law is shown in Fig. 3 and does a remarkably good job of reproducing the full numerical solution in the range from thermal decoupling at $z \sim 200$ to lithium freeze-out at $z \sim 20$.

D. Freeze-out ($z < 20$)

As the universe continues to expand, the number of residual recombinations drops. Consequently the UV background becomes fainter, and eventually the lifetime of a lithium atom exceeds the Hubble time, $\beta_{\text{Li}}^{-1} \gtrsim H^{-1}$. Here, the neutral fraction of lithium breaks away from the $a^{3/2}$ scaling and approaches a constant (see Fig. 3).

At some point the freeze-out is interrupted by cosmic reionization caused by the first stars and quasars. Current observations [30] indicate that hydrogen was reionized at $z \geq 6$; lithium was presumably ionized even earlier because the pre-reionization universe was transparent to photons with energies of 5.4–13.6 eV (except in the Lyman lines), which are capable of ionizing lithium. Regardless, this redshift range is not of interest for observations of the lithium resonance line scattering signal: scattering at $z = 20$ would be observed at a wavelength of 14 μm , where the CMB radiation is many orders of magnitude fainter than foreground emissions.

V. SIGNATURE IN THE CMB

The observability of the lithium signature in the CMB is determined principally by the optical depth through the Li I doublet. As noted in previous work [9, 10, 11], the major effect of lithium on small angular scales is to suppress the CMB temperature and polarization anisotropies by a factor of $\exp(-\tau_{\text{Li}})$, where τ_{Li} is the optical depth through the Li I doublet. This suppression

factor depends on the scattering redshift z_s , which in turn depends on the wavelength of the observation through the usual relation $z_s = \lambda_{\text{obs}}/(6708\text{\AA}) - 1$. There are also intermediate-scale effects ($\ell \sim 100$), namely the Doppler temperature anisotropy due to motion of the gas at the lithium scattering redshift, and the polarization induced by Li I scattering. In the optically thin regime $\tau_{\text{Li}} \ll 1$ of interest here, the magnitude of the effect as measured by, e.g. the change ΔC_ℓ in the CMB power spectrum, is proportional to τ_{Li} . This section is primarily concerned with computing the optical depth τ_{Li} . We will then argue by scaling from the results of Stancil *et al.* [9] that the signature is too small to be observed.

The optical depth of neutral lithium in terms of the neutral fraction, neglecting the small fraction occupying the upper states is [9, 21, 31]

$$\tau_{\text{Li}}(\lambda_{\text{obs}}) = \sum_i \frac{\lambda_{1i}^3 A_{i1} g_i}{8\pi g_1} \frac{f_{\text{Li}}(z_{s,i}) X_{\text{Li}} n_H(z_{s,i})}{H(z_{s,i})}. \quad (21)$$

Here the sum extends over all excited levels accessible from the ground level, and the scattering redshifts are given by $z_{s,i} = \lambda_{\text{obs}}/\lambda_{1i} - 1$. Among those, only the $2p\ J = 1/2$ and $J = 3/2$ excitations at 1.8478 eV contribute for photons at low frequencies (the next allowed excitation is to $3p^2\ P_{1/2,3/2}$ at 3.7 eV, where dust complicates observations), and each has an Einstein coefficient of $3.72 \times 10^7\ \text{s}^{-1}$, wavelengths of $\lambda_{1/2} = 6707.76\ \text{\AA}$ and $\lambda_{3/2} = 6707.91\ \text{\AA}$, and degeneracies $g_{1/2} = 2$ and $g_{3/2} = 4$ [9, 19]. The degeneracy of the ground level is $g_1 = 2$.

We also need to know the lithium abundance X_{Li} in order to compute the optical depth. There is some discord about the value of X_{Li} . Recent standard BBN abundance calculations based on the R-matrix method for low energy nuclear cross sections yield $X_{\text{Li}} = (4.15_{-0.45}^{+0.49}) \times 10^{-10}$ [32], while observations of low-metallicity stars give $X_{\text{Li}} = (1.23_{-0.32}^{+0.68}) \times 10^{-10}$ [33]. The BBN value of $X_{\text{Li}} = 4.15 \times 10^{-10}$ is used throughout this analysis. (If the measurement based on stars is correct, the optical depth is correspondingly reduced, $\tau_{\text{Li}} \propto X_{\text{Li}}$.) The optical depth with and without the spectral distortions is shown in Fig. 4.

The optical depths shown here are 3–4 orders of magnitude smaller than those found by Stancil *et al.* [9] in their Model A (which most closely matches the cosmology used here) in the interesting redshift range $200 < z < 500$. Instead of a $\sim 20\%$ change in the CMB power spectrum at $\lambda = 268\ \mu\text{m}$ ($z_s = 400$), we have $\tau_{\text{Li}} \sim 10^{-5}$ and find a fractional change of the order of $|\Delta C_\ell/C_\ell| \sim 2 \times 10^{-5}$. A similar conclusion holds at other redshifts because we find that τ_{Li} is always $< 10^{-4}$. Thus, with the standard BBN abundance of lithium, the temperature or polarization due to the lithium feature never exceeds about 10^{-4} of the primary CMB anisotropy. This is extremely difficult to measure even in principle, and is well beyond the capabilities of current experiments in the relevant wavelength range.

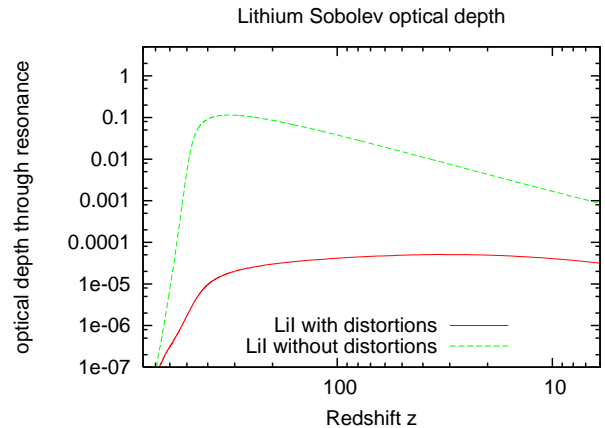


FIG. 4: A comparison of the optical depth through the resonance of neutral lithium, with and without the ionizing flux from hydrogen recombination.

In practice, the lithium signature must also be disentangled from the far infrared background (FIB). Zaldarriaga & Loeb [10] estimate that the FIB fluctuations are comparable to the lithium signal in polarization and dominate over lithium in temperature anisotropy at $z_s \sim 500$, if τ_{Li} is of order unity. At lower z_s , the FIB-to-CMB ratio increases dramatically. Since we calculate $\tau_{\text{Li}} < 10^{-4}$, it follows that the lithium signal should be at most $\sim 10^{-4}$ of the FIB fluctuations. Thus the lithium signal will be undetectable unless both the experimental capabilities improve dramatically, and the FIB fluctuations turn out to be much smaller than predicted or very simple to model.

It is conceivable that the lithium abundance is greater than that predicted by standard BBN, with some inhomogeneous models giving X_{Li} one to two orders of magnitude larger. This is only sufficient to bring τ_{Li} up to the 10^{-3} – 10^{-2} range, which is still much smaller than previous predictions.

VI. SUBTLETIES

While the three-level approximation provides a convenient way to estimate the spectral distortion from hydrogen recombination, it is a non-standard application of an approach that was developed largely to calculate the free electron fraction accurately. In this section, we justify its application to the problem of lithium subject to concerns about lithium feedback, i.e. the possibility that Li I photoionizations could absorb the spectral distortion (Sec. VIA), H I $2s$ and $2p$ falling out of equilibrium at late times, influencing the production of the distortion (Sec. VIB), and the accuracy of case B hydrogen recombination at late times (Sec. VIC).

A. Lithium feedback

As lithium recombines to the ground state, it absorbs photons from the distortion field. In the most extreme case of this, all of the distortion photons are absorbed by a small number of lithiums, accelerating lithium recombination. We would like to show that this “lithium feedback” is negligible, and that it is realistic to use the distortion field set up by hydrogen recombination alone. This can be shown by checking that the total number of photons absorbed by lithium that could have ionized a Li I atom at redshift z is much less the total number of distortion photons. The number of photons per H nucleus that are absorbed (X_{removed}) is equal to, and bounded by,

$$\begin{aligned} X_{\text{removed}} &= \int_z^{z_e(z)} \frac{X_{\text{Li}}(1 - f_{\text{Li}})n_e\alpha_{\text{Li}}}{H(z)} \frac{dz}{1+z} \\ &+ X_{\text{Li}}(f_{\text{Li}}|_{\text{initial}} - f_{\text{Li}}|_{\text{final}}) \\ &\leq X_{\text{Li}} \left[\int_z^{z_e(z)} \frac{n_e\alpha_{\text{Li}}}{H(z)} \frac{dz}{1+z} + 1 \right], \quad (22) \end{aligned}$$

where the endpoint of the integral is the maximum redshift where photon from a Lyman- α decay can be created so that it reaches z with enough energy to ionize lithium,

$$z_e(z) = \frac{E_{\text{Ly}\alpha}}{\chi_{\text{Li}}}(1+z) - 1. \quad (23)$$

By comparison, the number of photons above the Li I ionization threshold in the distortion per H nucleus (X_{field}) is

$$X_{\text{field}} = \int_{\chi_{\text{Li}}}^{E_{\text{Ly}\alpha}} \frac{dE'}{E'} r_{\text{distortion}}(E', z). \quad (24)$$

The two integrals, Eqs. (22) and (24), are shown in Fig. 5. The number of photons removed from the distortion is several orders of magnitude less than the total distortion population. This confirms that absorption of the distortion photons by lithium can be neglected.

B. 2s–2p non-equilibrium

The second primary concern is that the spectral distortion derived from rates in the three-level approximation may not be accurate because it assumes that 2s and 2p are in equilibrium in hydrogen. The reactions that keep 2s and 2p in equilibrium involve absorption and emission of Balmer and Paschen line photons. These are expected to slow down not long after hydrogen recombination when the CMB photons redshift to sufficiently low energies that they cannot excite Balmer transitions. This means that 2s and 2p could fall out of equilibrium because the ratio of effective recombination rates $\alpha_{2p}^{eff}/\alpha_{2s}^{eff}$ differs from the statistical ratio $g_{2p}/g_{2s} = 3$. This becomes a concern for how well we understand the

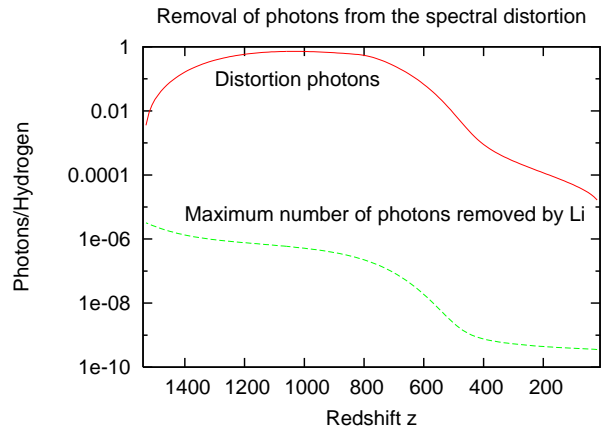


FIG. 5: The maximum number of photons that lithium recombinations can remove from the distortion population is significantly less than the total distortion population, based on $X_{\text{Li}} = 4.15 \times 10^{-10}$. The distortion spectrum is well approximated by just those photons which are generated by hydrogen, without lithium feedback.

spectral distortion. If at late times, the majority of the decays are via the two-photon mechanism, then the ionizing flux will not be as hard as when production is a mixture of two-photon and Lyman- α , or all Lyman- α . Here we look at the worst and best case scenarios where the distortion is produced by only two photon processes, or only Lyman- α processes, shown in Fig. 6. This is a litmus test for whether 2s and 2p being out of equilibrium has any bearing on the conclusion: the lithium ionization history lies somewhere between both of these cases. As can be seen from the figure, even the two extremes do not alter the conclusion that lithium recombination is dramatically inhibited.

C. Accuracy of recombination coefficients

The third possible concern is that the case B hydrogen recombination coefficients used in `recfast` from Pequignot et al. [34] will not scale properly below 40 K, where residual hydrogen recombinations can ionize lithium (the coefficients are accurate at high temperatures during the bulk of recombination) [25, 35]. The case A hydrogen recombination rates in Verner and Ferland [25] are accurate down to 3 K, with a maximum error of 6%. These can be converted to accurate case B rates that are similarly accurate down to 3 K by subtracting recombinations to the 1s level. The fitting form for case B hydrogen recombination of Pequignot et al. used in `recfast` departs from this more accurate calculation by less than $\sim 10\%$ for temperatures above 3 K. The recombination coefficients used in `recfast` are accurate to several percent over the redshift range in question.

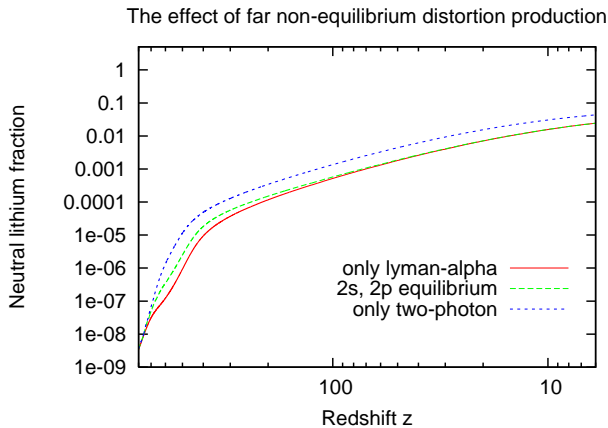


FIG. 6: For a spectral distortion produced by only Lyman- α decays, the spectral distortion is much harder, and lithium recombines less readily at early times. Alternately, for a distortion produced by only two photon decays, the softer radiation allows lithium to recombine more efficiently. This simulates the effect of hydrogen $2p$ and $2s$ falling out of equilibrium in its most extreme form. In both cases, lithium remains largely ionized up to late times.

VII. CONCLUSIONS

We have shown that the non-thermal UV flux from hydrogen recombination is sufficient to keep lithium almost completely ionized throughout the cosmic Dark Ages. Previous studies have only considered the thermal tail

of the CMB, which is not enough to ionize lithium at times later than $z \approx 400$ –500. The UV flux from hydrogen recombinations dramatically reduces the optical depth through the Li I doublet and the prospect for observing a lithium signal in the CMB. This is unfortunate because the lithium scattering signal, had it been detectable, would have been a valuable cosmological probe in the $200 < z < 500$ redshift range and would have improved our understanding of BBN physics by permitting a clean measurement of the primordial lithium abundance.

UV radiation from hydrogen recombination may also be important for the production of molecules such as H_2 , LiH, and HD because some of the the intermediate products, catalysts and final states can be destroyed by UV radiation. H_2 and HD have been suggested as coolants for gas clouds in the early universe which could be important for the formation of the first baryonic structures. Cooling processes will also be crucial in our understanding of upcoming high-redshift 21 cm surveys, both directly if an H I signal from minihaloes is observed [36], and indirectly because cooling affects the formation of UV sources such as stars. These results highlight the importance of developing a code to track the radiation field during recombination, and we hope to discuss a new algorithm for this in a future paper.

Acknowledgments

C.H. acknowledges the support of NASA grant NGT5-50383. We acknowledge useful discussions with Uroš Seljak.

-
- [1] X. Fan, V. K. Narayanan, R. H. Lupton, M. A. Strauss, G. R. Knapp, R. H. Becker, R. L. White, L. Pentericci, S. K. Leggett, Z. Haiman, et al., *ApJ* **122**, 2833 (2001).
 - [2] W. Hu and N. Sugiyama, *Phys. Rev. D* **51**, 2599 (1995).
 - [3] A. Kogut, D. N. Spergel, C. Barnes, C. L. Bennett, M. Halpern, G. Hinshaw, N. Jarosik, M. Limon, S. S. Meyer, L. Page, et al., *Astrophys. J. Supp.* **148**, 161 (2003).
 - [4] P. Madau, A. Meiksin, and M. J. Rees, *ApJ* **475**, 429 (1997).
 - [5] M. Zaldarriaga, S. R. Furlanetto, and L. Hernquist, *ApJ* **608**, 622 (2004).
 - [6] S. R. Furlanetto, M. Zaldarriaga, and L. Hernquist, *ApJ* **613**, 16 (2004).
 - [7] N. Y. Gnedin and P. A. Shaver, *ApJ* **608**, 611 (2004).
 - [8] A. Loeb and M. Zaldarriaga, *Physical Review Letters* **92**, 211301 (2004).
 - [9] P. C. Stancil, A. Loeb, M. Zaldarriaga, A. Dalgarno, and S. Lepp, *ApJ* **580**, 29 (2002).
 - [10] M. Zaldarriaga and A. Loeb, *ApJ* **564**, 52 (2002).
 - [11] A. Loeb, *ApJL* **555**, L1 (2001).
 - [12] J. H. Applegate and C. J. Hogan, *Phys. Rev. D* **31**, 3037 (1985).
 - [13] K. E. Sale and G. J. Mathews, *Astrophys. J. Lett.* **309**, L1 (1986).
 - [14] G. J. Mathews, C. R. Alcock, and G. M. Fuller, *Astrophys. J.* **349**, 449 (1990).
 - [15] S. Burles, K. M. Nollett, and M. S. Turner, *Phys. Rev. D* **63**, 063512 (2001).
 - [16] P. J. E. Peebles, *Astrophys. J.* **153**, 1 (1968).
 - [17] P. Boschan and P. Biltzinger, *A&A* **336**, 1 (1998).
 - [18] G. B. Rybicki and I. P. dell’Antonio, in *ASP Conf. Ser. 51: Observational Cosmology* (1993), p. 548.
 - [19] W. C. Martin, J. Reader, and W. L. Wiese, *Atomic Data for X-Ray Astronomy*, 25th meeting of the IAU, Joint Discussion 17, 22 July 2003, Sydney, Australia **17** (2003).
 - [20] D. J. Fixsen, *ApJL* **594**, L67 (2003).
 - [21] S. Seager, D. D. Sasselov, and D. Scott, *Astrophys. J. Supp.* **128**, 407 (2000).
 - [22] S. Seager, D. D. Sasselov, and D. Scott, *Astrophys. J. Lett.* **523**, L1 (1999).
 - [23] L. J. Spitzer and J. L. Greenstein, *Astrophys. J.* **114**, 407 (1951).
 - [24] M. A. Dopita and R. S. Sutherland, *Astrophysics of the diffuse universe* (Astrophysics of the diffuse universe, Berlin, New York: Springer, 2003. Astronomy and astrophysics library, ISBN 3540433627, 2003).
 - [25] D. A. Verner and G. J. Ferland, *ApJS* **103**, 467 (1996).
 - [26] D. A. Verner, G. J. Ferland, K. T. Korista, and D. G. Yakovlev, *ApJ* **465**, 487 (1996).

- [27] W. Cunto, C. Mendoza, F. Ochsenbein, and C. J. Zeippen, *Bulletin d'Information du Centre de Donnees Stellaires* **42**, 39 (1993).
- [28] D. Galli and F. Palla, *A&A* **335**, 403 (1998).
- [29] P. C. Stancil and B. Zygelman, *ApJ* **472**, 102 (1996).
- [30] X. Fan, V. K. Narayanan, M. A. Strauss, R. L. White, R. H. Becker, L. Pentericci, and H. Rix, *Astron. J.* **123**, 1247 (2002).
- [31] E. Bougleux and D. Galli, *MNRAS* **288**, 638 (1997).
- [32] A. Coc, C. Angulo, E. Vangioni-Flam, P. Descouvemont, and A. Adahchour, *Nuclear Physics A* **752**, 522 (2005).
- [33] S. G. Ryan, T. C. Beers, K. A. Olive, B. D. Fields, and J. E. Norris, *ApJL* **530**, L57 (2000).
- [34] D. Pequignot, P. Petitjean, and C. Boisson, *A&A* **251**, 680 (1991).
- [35] D. G. Hummer, *MNRAS* **268**, 109 (1994).
- [36] I. T. Iliev, E. Scannapieco, and P. R. Shapiro, *Astrophys. J.* **624**, 491 (2005).
- [37] The 61.3 eV excitation of ionized lithium is an intercombination line, and allowed excitations are > 62 eV.
- [38] When a photon scatters off an electron, it loses a fraction of order $\sim E/m_e c^2$ of its energy due to recoil, so the condition for recoil from repeated scatterings to be negligible is $\tau \ll m_e c^2/E$, where τ is the optical depth. In this case, the distortion photons have energy $E \sim 10$ eV and $m_e c^2 = 511$ keV, so $m_e c^2/E \sim 5 \times 10^4$. By comparison, distortion photons are first produced around redshift $z \sim 1500$, and the optical depth to this redshift is ~ 30 . Recoil can be neglected. Likewise, the change in energy due to the Doppler effect over many scatterings is $\Delta E/E \sim \sqrt{\tau} \sqrt{(kT)/m_e c^2}$, yet $\tau \ll m_e c^2/(kT)$, so Doppler effects can be neglected.