

Zipf's law for fractal voids and a new void-finder

José Gaité

Instituto de Matemáticas y Física Fundamental, CSIC, Serrano 113bis, 28006 Madrid, Spain

Received: date / Revised version: date

Abstract. Voids are a prominent feature of fractal point distributions but there is no precise definition of what is a void (except in one dimension). Here we propose a definition of voids that uses methods of discrete stochastic geometry, in particular, Delaunay and Voronoi tessellations, and we construct a new algorithm to search for voids in a point set. We find and rank-order the voids of suitable examples of fractal point sets in one and two dimensions to test whether Zipf's power-law holds. We conclude affirmatively and, furthermore, that the rank-ordering of voids conveys similar information to the number-radius function, as regards the scaling regime and the transition to homogeneity. So it is an alternative tool in the analysis of fractal point distributions with crossover to homogeneity and, in particular, of the distribution of galaxies.

PACS. 05.45.Df Fractals – 02.50.-r Probability theory, stochastic processes, and statistics – 98.65.Dx Galaxy groups, clusters, and superclusters; large scale structure of the Universe

1 Introduction

As is well known, self-similar fractal sets can be characterized by a power-law *number-radius* function (variation of the number of points in a cluster with its radius). Accordingly, tests for fractality are made by measuring this function and fitting it to a power law. On the other hand, Mandelbrot in his seminal work on fractals [1] introduced the concept of fractal holes, under the greek word *tremas*, and studied their distribution, showing that the distribution of one-dimensional holes (gaps) follows a simple power law as

well; namely, the number of gaps of length U greater than u is $N(U > u) \propto u^{-D}$, where D is the fractal dimension. He also considered the higher dimensional generalization of this distribution for those fractals with mathematically well-defined holes, such as fractal carpets, sponges, foams, etc. These fractal sets have *topological codimension* one, so they are formed by curves in two dimensions or surfaces in three dimensions (etc.) which enclose empty holes.

Apart from Mandelbrot's general ideas, fractal holes have not been a special object of study except in Cos-

mology [2]. The presence of large voids in the distribution of galaxies is known to cosmologists since the late 70's, although their importance has only been recognized recently. The distribution and properties of these voids are now a subject of systematic study [3,4,5,6]. Mandelbrot considered *tremas* in the distribution of galaxies but, according to the observational situation at the time, favored models with small voids and, actually, introduced the concept of *lacunarity* to account for this feature. At any rate, a fractal model of the distribution of galaxies must have zero topological dimension, so the concept of hole is not mathematically well defined. In fact, Mandelbrot's description of the distribution of galaxies as having low lacunarity was based on visual impression. The procedure to define voids in current cosmological studies is algorithmic: given a galaxy catalog, one designs an algorithm to find large empty regions sequentially (a *void-finder*). Different void-finders provide different lists of voids. Presumably, to have sound statistics of voids in the galaxy distribution or, generally, in abstract fractal sets one needs an adequate definition of void.

We proposed in Ref. [2] to apply to voids in the distribution of galaxies rank-ordering techniques [7,8]. A power-law rank order is Zipf's law [7] and is equivalent to the law $N(U > u) \propto u^{-D}$. We defined voids in a particularly simple manner, namely, as having constant shape (circles, squares, etc.) and showed that Zipf's law is fulfilled by fractal voids independently of the chosen shape. However, this prescription for voids is far from satisfactory: often voids of similar size touch each other and visually it seems

that they should be merged into a unique void of *irregular* shape. This suggests to improve the definition of void by considering voids of arbitrary shape, in such a way that fractal voids still fulfill the Zipf law.

Regarding self-similar fractals in nature, we must take into account that scale invariance has a limited range, between a lower and an upper cutoff. For scales above the upper cutoff the number-radius function $N(r) \propto r^D$ crosses over from $D < d$ to homogeneity $D = d$ (d is the embedding space dimension). In cosmology very large scale homogeneity is the basis of the standard Friedmann-Robertson-Walker model, but the transition to homogeneity is controversial [9].

So the purpose of this work is: (i) to provide a definition of voids in fractal sets of points (zero topological dimension) with transition to homogeneity; namely, to devise a general algorithm to find voids in fractal sets of points in d dimensions showing a scaling (Zipf's law) that matches the scaling of voids in fractals in one dimension; (ii) then, to compare the Zipf law for the rank-ordering of voids with the standard calculation of the fractal dimension from the number-radius function. (iii) finally, to indicate how to apply our conclusions to the voids in the galaxy distribution.

2 Scaling of voids

It is easy to reach conclusions on the scaling of voids in deterministic Cantor-like fractals constructed by a recursive procedure, especially in one dimension [2]. The fractal *generator* is characterized by three independent num-

bers: r, N, m . The first number, $r < 1$, is the scaling factor: a d -dimensional unit cube is divided into $1/r^d$ scaled cubes of size r^d . One keeps N of the resulting $1/r^d$ cubes to repeat the process and removes the others, leaving m tremas, with ranks from $R_1 = 1$ to m and average size $A_1 = (1 - r^d N)/m$. Of course, $1 \leq m \leq 1/r^d - N$; the maximum number of tremas $m = 1/r^d - N$ is reached when they are elementary cubes with no common facet. In the second iteration, there will be mN tremas with ranks from $R_2 = m + 1$ to $m + mN$ and average size $A_2 = r^d(1 - r^d N)/m$, etc. The fractal dimension $D = -\log N / \log r$ is independent of m . In the k -th iteration ($k \gg 1$), $R_k \propto N^{k-1}$ and $A_k \propto (r^d)^{k-1}$, so the function $A(R)$ is a power law with average slope $-d/D$.

A fractal set is partly characterized by its fractal dimension. Dimension is a central concept in fractal geometry but it admits several definitions [1]. Most important are the topological dimension and the Hausdorff-Besicovitch dimension. Indeed, a fractal is conventionally defined as a set for which the former dimension is strictly smaller than the latter (which is simply called fractal dimension). The fractal dimension of a self-similar fractal can be calculated from the number-radius relation. The topological dimension of a set is a topological invariant that can be determined from the properties of its covering by small open sets [10]. A set of topological dimension zero is what we intuitively call a set of points, a set of topological dimension one is what we intuitively call a curve (or set of curves), etc. Here we use the topological *codimen-*

sion, which is the dimension of the embedding Euclidean space (d) minus the topological dimension.

In the construction of Cantor-like fractals, let us assume that every removed trema gives rise to a unique void of the limit set, which is true if the generator does not include any trema at the boundary so tremas removed in different iterations cannot merge. This condition is very natural in one dimension (merging in one dimension is limited, anyway). In $d > 1$ it ensures that the fractal set has topological codimension one, because it contains the boundaries of tremas which have themselves codimension one. Typical fractals generated in this form are the Sierpinski carpets [1]. Therefore, by identifying removed tremas with voids of the limit set, we have the Zipf law $A(R) \propto R^{-d/D}$. We remark that this law holds on average, possibly with *log-periodic corrections*: within every period the size of voids can be constant or change in an almost arbitrary way. Log-periodic corrections are the hallmark of discrete scale invariance and naturally appear in Cantor like fractals [8].

If the fractal set does not have topological codimension one and, in particular, if it has topological dimension zero (in $d > 1$), the merging of generator tremas at different levels leads to the complementary of the fractal set being connected. This demands a criterium for separation of voids.

We must remark that the last number defining the generator, namely, the number of tremas m , has no effect on dimension but characterizes the *morphology* of the fractal. For given r and N , and therefore given fractal dimension,

the largest $m = 1/r^d - N$ corresponds to the smallest tremas that the generator can have, and viceversa. Therefore, m is a measure of the size of tremas, that is, of lacunarity. We recall that the notion of lacunarity (from the latin word “lacuna”, meaning lake) was defined by Mandelbrot [1] as an intuitive measure of the size of tremas: fractals with larger tremas (and the same dimension) are more “lacunar”. It is easy to prove that the multiplicative factor in the Zipf law $\Lambda(R) \propto R^{-d/D}$ is related with m (in addition to r and N) [2]. In the log-log plot of the Zipf law, the multiplicative factor becomes an additive factor so it only affects the overall position of the plot along the ordinate axis. This effect of lacunarity is trivial. However, there is no unique definition of lacunarity. For example, a more elaborate definition of lacunarity relates it with the three-point correlation function [11]. In fact, higher order correlations contain morphological information that goes beyond lacunarity, including information on the shape of voids.

3 Discrete geometry methods and void-finder

To design a robust void finding algorithm, it is natural to rely on concepts of discrete stochastic geometry (introduced in cosmology with different objectives by Rien van de Weygaert and collaborators [12]). The Delaunay tessellation of a d -dimensional point set consists of a set of links between the points, forming simplices such that their respective circumscribing d -spheres do not contain any other point of the set. This tessellation is unique. The Voronoi tessellation is the dual tessellation formed by the

centers of the circumscribing spheres. Each Voronoi cell is the neighbourhood of a point of the set, in the sense that the points of the interior of the cell are closer to that point than to any other point of the set.

The Delaunay and Voronoi tessellations are fundamental constructions associated to a point set. In the search for voids, the defining property of the Delaunay tessellation is obviously adequate: we can consider each Delaunay simplex as an elementary void and define voids by joining adjacent simplices according to some criterium. The natural criterium is given by the overlap of circumscribing spheres corresponding to adjacent simplices being above a predetermined threshold. This overlap criterium has been employed in various manners in other void-finders that use spheres [4, 5, 6]. A simple and efficient way to implement it is to demand that the distance between the centers of two overlapping spheres be less than a given fraction f of the smaller radius (see Fig. 1). This criterium generalizes the similar criterium in Ref. [5] by adding the fraction f as a free parameter (set to one in that reference). The advantage of having a free parameter is that one has some control on the shape of the voids: for $f \ll 1$ we just have the elementary voids, that is, the simplices of the Delaunay tessellation, but for $f \simeq 1$ the voids adopt a ramified shape and the largest void may percolate through the sample. When this happens, the percolating void takes too large a fraction of the total size and imbalances the statistics. Actually, the imbalance effect takes place before percolation and it is best to keep f sufficiently small.

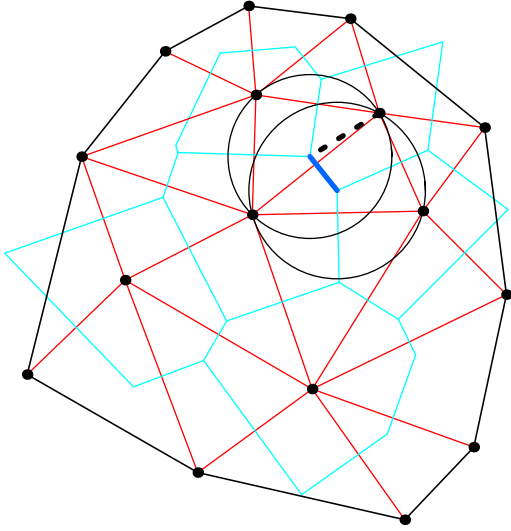


Fig. 1. Test set of 16 points showing the relevant discrete geometry constructions: the Delaunay triangulation, the Voronoi cells of interior points, and the circles circumscribed to two adjacent triangles, with the segment linking their centers in boldface and the radius of the smaller circle in dashed boldface. Our overlap parameter f is a bound to the ratio of the length of the segment linking their centers to the length of the radius of the smaller circle.

We have devised the algorithm for two-dimensional point sets but the generalization to three (or more) dimensions is straightforward. To begin the search for voids we need to estimate where we may find the largest one, but we cannot measure the size of a void until it has been found; so we look instead for the largest Delaunay triangle. The algorithm consists of the following steps:

1. Construct the Delaunay triangulation and Voronoi tessellation for the given point set.
2. Sort the triangles of the Delaunay triangulation by size and select the largest one to begin to build the first void.
3. Grow the void by adding adjacent triangles (in this process, the Voronoi tessellation is useful). A triangle is added if the overlap criterium is met (for the chosen f). The set of all triangles found constitutes the void.
4. Iterate by finding the largest triangle among the remaining ones until they are exhausted.

4 Rank-ordering of voids and Zipf's law

Before applying our void-finder to fractals with transition to homogeneity, let us consider the effect of this transition on the Zipf law. A transition to homogeneity in a one-dimensional random Cantor-like fractal can be achieved by joining by the ends several realizations of it. For the sake of the argument, let us assume that a single realization follows a perfect Zipf law $\Lambda_R = \Lambda_1 R^{-\zeta}$. Then we have in 10 copies of the fractal, say, 10 voids with size Λ_1 and ranks $R = 1, \dots, 10$, 10 voids with size Λ_2 and ranks $R = 11, \dots, 20$, etc. So the sizes follow the law $\log \Lambda_{10n} = \log \Lambda_1 + \zeta \log 10 - \zeta \log (10n)$, Λ being constant between ranks $10n - 9$ and $10n$. This is a staircase with steps of exponentially decreasing width and linearly descending ends with slope ζ . Relaxing the condition of an initial perfect Zipf law, the steps become smooth, so we conclude that the effect of the transition to homogeneity is the flattening of the Zipf law for small ranks and that the width of the flattened portion measures the scale of homogeneity.

1. Construct the Delaunay triangulation and Voronoi tessellation for the given point set.

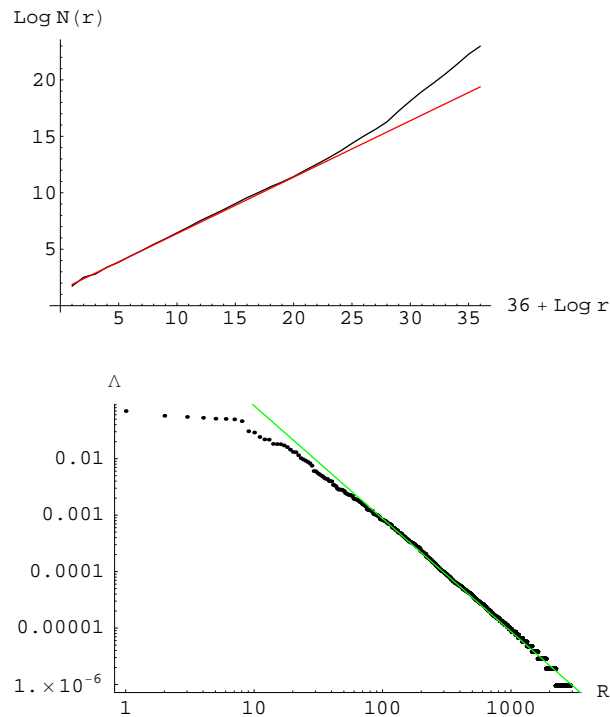


Fig. 2. (Top) number-radius function for a $D = 1/2$ fractal set in $d = 1$ (logarithms are to base $\sqrt{2}$ and the total size is normalized to unity), and (bottom) Zipf's law for the rank-ordering of its voids (gaps).

A coarse-graining procedure leads to a different picture of the transition to homogeneity, which can be considered a bottom-up picture, opposed to the preceding top-down picture. A fractal is invariant under coarse-graining while in the scaling range, but eventually the coarse-grained particles are no longer correlated and correspond to a homogeneous distribution. Hence, we deduce that the largest voids are the ones between the random (uncorrelated) coarse particles corresponding to a homogeneous distribution. So it will be useful to compare the small-rank voids with the ones of a random distribution of particles.

To generate random fractals we use either random Cantor-like algorithms or fractional Brownian motion (FBM) methods [13]. A fractional Brownian motion or its generalization to more than one dependent variable are not self-similar but *self-affine* [1,13]. However, appropriate sections are self-similar, so fractional Brownian functions constitute an adequate method to generate random fractals, especially adequate when a precise control of their fractal dimension is useful. We use the method of *spectral synthesis*. We start from an array of wave-numbers, with a given power-law power spectrum (with the appropriate Hurst exponent) and random phases, and such that the amplitudes corresponding to opposite wave-numbers are conjugate, to yield real data in real space. Then we perform a fast Fourier transform to obtain these real-space data. These self-affine data are then subjected to the appropriate sections to construct the final self-similar fractal point set.

In Fig. 2 we have plotted the number-radius function and the rank-ordering of voids for a FBM $D = 1/2$ fractal with 2884 points in $d = 1$, with transition to homogeneity. This transition appears in the crossover of the number-radius function from $N(r) \propto r^{1/2}$ to $N(r) \propto r$ on scales about fifteen times smaller than the total size. This crossover has its counterpart in the flatness of the rank-ordering of large voids (on similar scales). Note that the flattening is progressive, but the largest voids have approximately the same size.

In two dimensions, we have run our void-finder on various fractal point sets with different dimensions and various

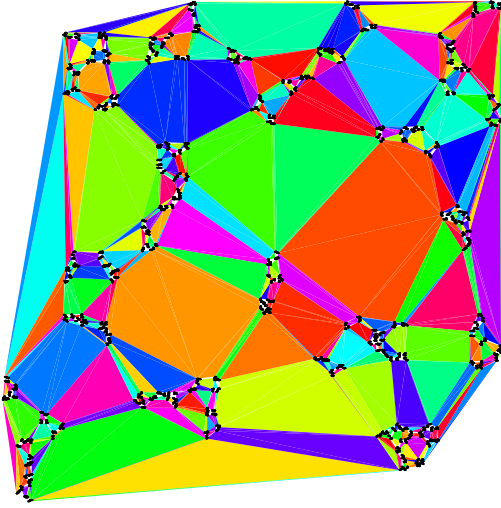


Fig. 3. Voids of a random Cantor fractal set with $D = 1$ and 12288 points (corresponding to overlap parameter $f = 0.3$).

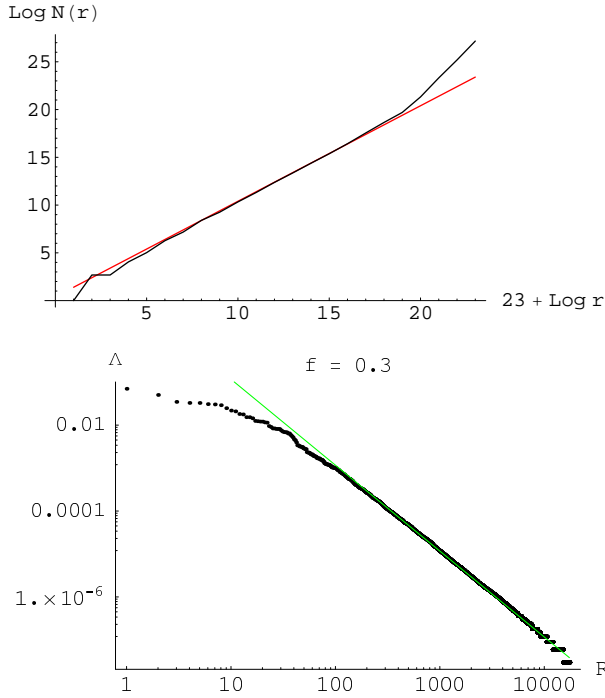


Fig. 4. (Top) number-radius function of the $D = 1$ fractal point set in $d = 2$ (Fig. 3), and (bottom) Zipf's law for its voids (corresponding to the displayed f).

values of the overlap parameter f . As expected, Zipf's law is obtained; however, to get the maximum scaling range (that is, similar to the scaling range of the number function), the value of f must be properly tuned. To a certain extent, this is due to the fact that one must keep away from the percolation threshold. Fig. 3 shows the voids found in a fractal with dimension $D = 1$ and 12288 points. Fig. 4 shows its number-radius function and the Zipf law for voids. We observe that the transition to homogeneity has a similar representation in both plots, namely, both graphs are approximately congruent.

We have determined the fractal dimension from either the values of $N(r)$ or the sizes of voids. From the number-radius function data we estimate D by a least-squares fit of the linear log-log relation. The result depends on the portion we choose to fit, that is, on the lower and upper cutoffs. The best fit of $\log N(R)$ in Fig. 4 (top) is found for the range 10–15, yielding $D = 1.011 \pm 0.004$. The ends of this range correspond to $r = 0.0055$ and $r = 0.031$, that is, a scale factor of only $(\sqrt{2})^5 \simeq 5.7$, but clearly the power law holds in a larger range: for example, fitting the range 4–19 (scale factor 181) yields $D = 1.035 \pm 0.004$. We apply a similar method to the rank-ordering of voids (Fig. 4, bottom), taking into account the discrete nature of the rank. The best fit is found for the range 512–8192 (2^9 – 2^{13}), yielding $2/D = 1.986 \pm 0.010$. The ends of this range correspond to $\Delta^{1/2} = 0.0067$ and $\Delta^{1/2} = 0.00042$, that is, a scale factor 16, larger than the best-fit scale factor for the number-radius function. However, the largest scaling ranges are similar in both cases.

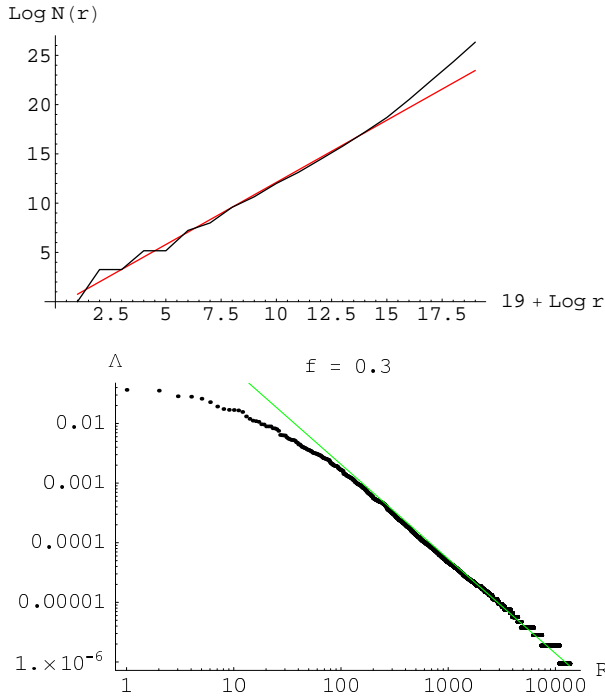


Fig. 5. (Top) number-radius function of a $D = 1.26$ fractal set in $d = 2$ with 9216 points, and (bottom) Zipf's law for its voids (corresponding to the displayed f).

For further illustration, we include another example in $d = 2$, namely, a fractal with dimension $D = 1.26$ and 9216 points. Fig. 5 shows its number-radius function and the Zipf law for voids. The best fit of $\log N(R)$ in Fig. 5 (top) is found for the range 7–13, yielding $D = 1.27 \pm 0.02$. We can also fit the slope of the rank-ordering of voids (taking into account the discrete nature of the rank) to give a quantitative measure of Zipf's law (Fig. 5, bottom). For example, a fit of the range 256–8192 (2^8 – 2^{13}) yields $2/D = 1.51 \pm 0.02$.

As explained above, the precise way in which the scaling region of a Zipf plot crosses over to homogeneity, namely, the way it flattens, can be simulated by considering the corresponding random distribution of coarse-grained par-

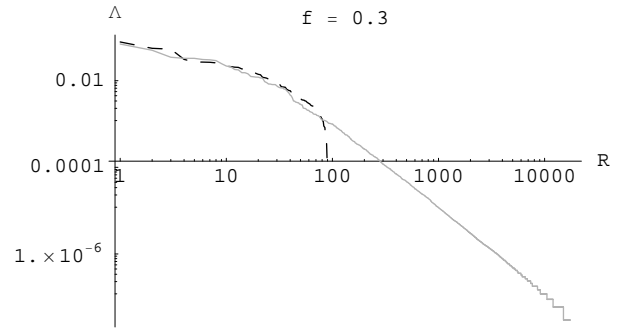


Fig. 6. Transition to homogeneity of the Zipf's law for the voids of the $D = 1$ fractal point set in $d = 2$ (continuous grey line) compared with the voids of a random distribution of points having small-rank voids of the same size (dashed line). The overlap fraction used for both is $f = 0.3$ (as displayed).

ticles. Indeed, looking at the pattern of voids in Fig. 3, it is obvious that small voids between points in a cluster are approximately independent of voids between clusters. The largest coarse-grained particles correspond to clusters that are, essentially, distributed randomly. So the largest voids must follow the law of distribution of voids in a random point distribution. To check it, we have applied our void-finder to a random distribution of 57 points in the unit square, which happens to have smallest-rank voids of the same size as the smallest-rank voids of the fractal set in Fig. 3. Then we have superposed the respective log-log plots of rank-ordered voids in Fig. 6 (joining the points corresponding to individual voids). Both plots agree sufficiently well, within statistical errors, down to the rank where the scaling regime begins. There the random point distribution has essentially no more voids (except for a few small ones) and the corresponding line falls abruptly.

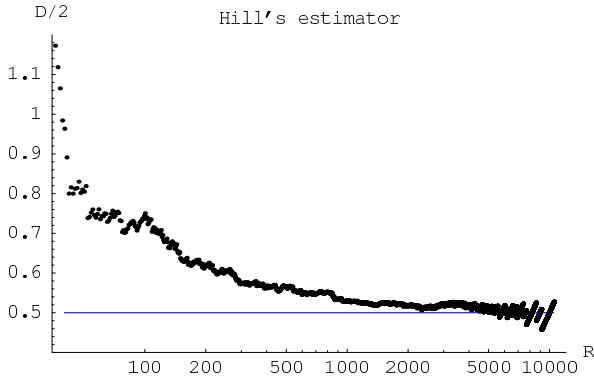


Fig. 7. Log-linear plot of the decrease with rank of the Hill estimator for the Zipf law for the $D = 1$ fractal voids, showing convergence towards $D/2 = 0.5$.

To derive the exponent of the Zipf law we can also apply maximum-likelihood estimation through Hill's estimator [8]

$$\frac{D}{2} = \left[\frac{1}{R} \sum_{i=1}^R \ln \frac{A_i}{A_R} \right]^{-1},$$

taking data down to rank R . The result for our example is plotted in Fig. 7. The advantage of this estimator is that it allows us to see how the small voids progressively contribute to the measure of the value of D and where the fluctuations due to discreteness begin to make it less precise.

5 Discussion

We must stress that the rank-ordering of voids and the corresponding Zipf's law convey no more information than the number-radius function, as regards scaling. In fact, one may need to tune somewhat the void-finder parameter to extract the same information. This is probably due to the fact that the morphology of voids depends on the type of fractal. The information on morphology (including

features like lacunarity) has value on its own but the existence of various morphologies corresponding to the same scaling dimension poses difficulties for void-finders. Especially, void-finders need to adapt to the particular shape of voids of the given fractal. Having tunable parameters in the void-finder helps. Clearly, these parameters must only depend on relative magnitudes, like the one we have used (f), but one has some liberty in their choice, nevertheless.

The rank-ordering of voids is likely to be useful for the analysis of fractal distribution such that information on their voids is readily available. Regarding the distribution of galaxies, and considering the great amount of information on its voids that is being compiled, we infer that it is convenient to try to establish the Zipf law. Moreover, we have demonstrated that the measure of the fractal dimension D provided by this law can reach similar accuracy to the one given by the number-radius relation, which is the standard method of measuring it. In addition, the rank-ordering of voids also provides the scale of transition to homogeneity, and in a very intuitive manner, since it is related with the size of the largest voids. This information is already available in the catalogues of galaxy voids. In contrast, the search for a scaling range in these catalogues fails [2]. Hopefully, the use of simple and well-defined void-finders, such as the one proposed here, and their use in the compilation of more complete catalogues of galaxy voids will lead to the observation of the scaling of voids and to independent measures of the fractal dimension and the scale of transition to homogeneity of the galaxy distribution.

Acknowledgments

My work is supported by the “Ramón y Cajal” program and by grant BFM2002-01014 of the Ministerio de Educación y Ciencia.

References

1. Mandelbrot B. B., *The fractal geometry of nature* (W.H. Freeman and Company, NY, 1977)
2. Gaité, J. and Manrubia S. C., *Mon. Not. R. Astron. Soc.* **335** (2002) 977
3. Einasto J., Einasto M. and Gramann M., *Mon. Not. R. Astron. Soc.* **238** (1989) 155; Kauffmann G. and Fairall A. P., *Mon. Not. R. Astron. Soc.* **248** (1991) 313
4. El-Ad H. and Piran T., *Astrophys. J.* **491** (1997) 421
5. Aikio J. and Mähönen P., *Astrophys. J.* **497** (1998) 534
6. Hoyle, F. and Vogeley, M. S., *Astrophys. J.* **566** (2002) 641
7. Zipf G. K., *Human behavior and the principle of least effort* (Addison-Wesley Press Inc., Massachusetts, 1949)
8. Sornette D., *Critical phenomena in natural sciences* (Springer-Verlag, Berlin, 2000)
9. Sylos Labini F., Montuori M. and Pietronero L., *Phys. Rept.*, **293** (1998) 61; Martínez V. J., *Science* **284** (1999) 445; Jones B. J., Martínez V. J., Saar E. and Trimble V., *Rev. Mod. Phys.* **76** (2004) 1211; Gabrielli A., Sylos Labini F., Joyce M. and Pietronero, L., *Statistical Physics for Cosmic Structures* (Springer, 2005)
10. Edgar G.E., *Measure, Topology and Fractal Geometry* (Springer-Verlag, New York, 1990)
11. Blumenfeld, R. and Ball, R.C., *Phys. Rev. E* **47** (1993) 2298
12. van de Weygaert R., *Modern Theoretical and Observational Cosmology*, M. Plionis and S. Cotsakis (eds.) Vol. **276** (Kluwer, Dordrecht, 2002) 119
13. Voss R. F., *Physica Scripta*, **T13** (1986) 27; Peitgen H.-O. and Saupe D. (eds.), *The Science of Fractal Images* (Springer-Verlag, Berlin, 1988).