

Catalog of Galactic β Cephei Stars

Anamarija Stankov

*Research and Scientific Support Department, ESA-ESTEC, SCI-A,
2201 AZ Noordwijk, The Netherlands*

astankov@rssd.esa.int

and

Gerald Handler¹

Institute for Astronomy, Türkenschanzstrasse 17, 1180 Vienna, Austria

handler@astro.univie.ac.at

ABSTRACT

We present an extensive and up-to-date catalog of Galactic β Cephei stars. This catalog is intended to give a comprehensive overview of observational characteristics of all known β Cephei stars, covering information until June 2004. Ninety-three stars could be confirmed to be β Cephei stars. We use data from more than 250 papers published over the last nearly 100 years, and we provide over 45 notes on individual stars. For some stars we re-analyzed published data or conducted our own analyses. Sixty-one stars were rejected from the final β Cephei list, and 77 stars are suspected to be β Cephei stars. A list of critically selected pulsation frequencies for confirmed β Cephei stars is also presented.

We analyze the β Cephei stars as a group, such as the distributions of their spectral types, projected rotational velocities, radial velocities, pulsation periods, and Galactic coordinates. We confirm that the majority of the β Cephei stars are multiperiodic pulsators. We show that, besides two exceptions, the β Cephei stars with high pulsation amplitudes are slow rotators. Those higher amplitude stars have angular rotational velocities in the same range as the high-amplitude δ Scuti stars ($P_{\text{rot}} \gtrsim 3$ d).

We construct a theoretical HR diagram that suggests that almost all 93 β Cephei stars are main-sequence objects. We discuss the observational boundaries of β Cephei pulsation and the physical parameters of the stars. We corroborate that the excited pulsation modes are near to the radial fundamental mode in frequency and we show that the mass distribution of the stars peaks at $12 M_{\odot}$. We point out that the theoretical instability strip of the β Cephei stars is filled neither at the cool nor at the hot end and attempt to explain this observation.

Subject headings: stars: oscillations – stars: early-type – stars: fundamental parameters – stars: interiors – stars: Hertzsprung-Russell Diagram – stars: variables: other

1. Introduction

The past decade has seen many profound advances in our understanding of β Cephei stars.

¹Erwin Schrödinger Rückkehrer fellow, Fonds zur Förderung der Wissenschaftlichen Forschung, project R12-N02

The discovery of the κ -mechanism driving the pulsation of these stars (Moskalik & Dziembowski 1992; Dziembowski & Pamyatnykh 1993) and the organization of many high-profile observing campaigns can be seen as recent highlights, and research into the physical properties of the β Cephei stars has flourished in response. The number of

known β Cephei pulsators increases constantly, and recent years have seen us make several improvements to the way in which we discriminate between the many types of variable B-type stars. The exact definition of β Cephei stars has itself been strongly debated over the years, and there is a good deal of ambiguity in most definitions. The recent advances in our understanding of β Cepheids demand that a new refined definition be developed, and that a new β Cepheid catalog be constructed and refined in line with this, examining and re-classifying all stars that have been previously identified or proposed as β Cephei stars.

In recent years, two reviews on β Cephei stars were published, describing the known group members from photometric and spectroscopic viewpoints, respectively. Sterken & Jerzykiewicz (1993) published a review of all then-known β Cephei stars including an extensive observational review of their astrophysical properties, and providing constraints on many of their key parameters. At the time, 59 β Cephei stars had been identified. The following decade saw the identification of more than 40 new variables of this kind, bringing the total to almost 100, although the exact population has not been cataloged since the original 1993 review. In response to these new identifications, a complementary review paper was published investigating the spectral properties of bright β Cephei stars that had detectable line profile-variations (Aerts & De Cat 2003). Twenty-six objects could be examined in this way, allowing a better description of their physical properties and summarizing their pulsational behavior.

An excellent overview over β Cephei and Slowly Pulsating B stars (SPB hereinafter) for which Geneva photometry is available is given by De Cat (2002) in the form of an online catalog¹. It provides the values of the Geneva indices as well as an homogeneous determination of stellar parameters based on calibrations of the Geneva system. This extensive compilation was one of the starting points for the present catalog.

Recent work has even demonstrated the presence of β Cephei stars outside our own Galaxy (Pigulski & Kołaczowski 2002; Kołaczowski et al. 2004b) providing data for investigating this

type of pulsation in objects of different metallicity (see Section 4.).

All of these achievements originated from ground-based observations. Today, at the dawn of the 21st century, asteroseismologists are preparing to investigate variable stars from space, which will lead to the detection of many more excited pulsation modes in these stars. The first step in this direction was taken rather accidentally with the star camera of the WIRE satellite (Buzasi et al. 2000) after the failure of its primary science instrument. The first dedicated asteroseismology satellite, Canada's *MOST* (Matthews et al. 2000; Walker et al. 2003), was launched successfully in 2003 June and is returning valuable data on variable stars. Several other satellites investigating stellar pulsation will soon follow.

In this paper, we attempt to refine our understanding of β Cephei stars by cataloging the physical and pulsation properties of the entire confirmed population. This provides a comprehensive observational framework within which newly detected short-period pulsating stars can be classified. It will also be an aid for the classification of the vast amount of new pulsating stars that will be discovered in the near future. Using this observational framework, we reevaluate the membership of every object that was once classified as, or suspected to be, a β Cephei star.

Section 2 of this paper provides a brief description of the historical classification of β Cephei stars including information on asteroseismic space missions. In Section 3 we describe different groups of variable stars of spectral type B, from which we derive our working definition of β Cephei stars. Section 4 lists the properties that have been examined for each of the stars in the catalog, explaining our reasoning behind their use. Section 5 provides detailed analyses of the entire data set from which we construct the observational framework, which in turn is later used to aid the identification of β Cephei stars.

In Section 6 we discuss the observational boundaries of β Cephei pulsation. The conclusions and a definition of the β Cephei stars are presented in Section 7. Tables of confirmed, candidate, and rejected β Cephei stars can be found in Section 8 together with supplementary information on many of the objects. There we also give lists of pulsational frequencies for all confirmed

¹<http://www.ster.kuleuven.ac.be/~peter/Bstars/>

β Cephei stars. In Section 9 we list all references and their corresponding numbers in the tables.

2. A brief astrophysical history of β Cephei stars

The β Cephei pulsators have been known to the astronomical community for more than 100 years. The variability of the prototype of this class of variable stars, β Cephei, was discovered by Frost (1902). A spectral analysis led him to the conclusion that this star "is one of the Orion type ... , of which group the typical star is β Canis Majoris." As a result, he named this group of stars the β Canis Majoris stars. At that time, the period of β Cephei could not be determined with certainty. Some years later, the first radial velocity curve for this star was published by Frost (1906). Guthnick (1913) discovered light variations of β Cephei with the same period as the radial velocity variations, and it was also noted that the amplitude of the latter was not constant (e.g., Henroteau 1918). The correct interpretation for this phenomenon was found by Ledoux (1951), who suggested that non radial pulsations are present in some β Canis Majoris stars.

This group of stars comprised a rather wide range of variable B type stars and for many decades, at least up until the 1980s, these stars were known as β Canis Majoris or β Cephei stars. This redundant naming appears to have caused confusion among some authors. In, e.g. the *Hipparcos* catalog (ESA 1997), several stars are claimed to be classified as β Cephei stars for the first time, but were actually already classified as such under their previous name of β Canis Majoris stars.

Smith (1977) discovered that some of these β Canis Majoris stars were spectroscopic variables and he called them the 53 Per stars. The term Slowly Pulsating B (SPB) stars was introduced by Waelkens (1991) for photometric B type variables pulsating in high radial order g -modes (gravity modes) with periods in the order of days. The 53 Per and SPB stars contain stars that are pulsating with periods longer than the fundamental radial mode and both groups have several members in common. The separation between β Cephei and SPB stars is a logical one based upon the physical fact that the first group pulsates mainly in

p -modes (acoustic modes) of low radial order and the second in g -modes of high radial order. This implies that their pulsational driving mechanisms operate in zones of different thermal time-scale. The β Cephei stars usually have one or more periods similar to that of the fundamental radial mode or the first non radial p -mode (Lesh & Aizenman 1978).

In their extensive review paper, Lesh & Aizenman (1978) defined the class of β Cephei stars for the first time: "*These stars have the same short period for their light variation and radial velocity variation.*"

The pulsational driving mechanism for the β Cephei stars was unknown for a long time. After a revision of the metal opacities (Iglesias et al. 1987), Moskalik & Dziembowski (1992) were able to compute models for β Cephei stars in which the fundamental radial mode became pulsationally unstable for metallicities $Z > 0.03$. They found that the size of the theoretical instability strip for these stars depends on the abundance of heavy elements and that the pulsation mechanism prefers low-frequency oscillations. Only modes with a pulsation constant $Q > 0.032$ became unstable in these models. Furthermore, Moskalik & Dziembowski (1992) found that the theoretical instability region is larger than the β Cephei region in the HRD and that the same pulsation mechanism could be present in luminous blue variables (LBVs). 90 years after the first discovery of the pulsation of β Cephei, models could be calculated where β Cephei type pulsation was driven.

Refined computations by Dziembowski & Pamyatnykh (1993) and Gautschi & Saio (1993) showed that pulsational instability could be reached for models with $Z > 0.02$. Instability was no longer restricted to the fundamental mode, but overtones were predicted to be pulsationally unstable as well. The current theoretical knowledge on the driving of β Cephei pulsations has been summarized by Pamyatnykh (1999).

Many β Cephei stars have been discovered to oscillate in several different pulsation modes (e.g., see Jerzykiewicz 1978). This opens the possibility to explore the interior structure of these stars by using asteroseismology, i.e. deciphering their pulsational mode spectra and modeling them theoretically. Examples can be found in, e.g. Dziembowski & Jerzykiewicz (1996, 1999). Indeed, Aerts

et al. (2003) were able to understand the pulsational mode spectrum of the β Cephei V836 Cen and to perform a first seismic analysis of the star. A recent multi site, multi technique campaign for another β Cephei star, ν Eridani (Handler et al. 2004a; Aerts et al. 2004a) enabled seismic modeling as well (Pamyatnykh, Handler & Dziembowski 2004; Aussenloos et al. 2004).

The success of asteroseismic studies crucially depends on the detection and identification of as many modes of pulsation of the star under consideration as possible. Consequently, excellent measurement accuracy must be reached, which is best done from space.

MOST (Microvariability and Oscillations of Stars; Walker et al. 2003) is Canada's first space telescope and the very first dedicated asteroseismology satellite delivering data. It will be followed by COROT (Baglin 2003), a French-led European mission with the goal to perform asteroseismic observations as well as to detect exo planets transiting a parent star.

All these developments in recent years led the authors of this work to the conclusion that it is time for an updated, homogeneous catalog of β Cephei stars. This is not only useful for the target selection process for the upcoming space missions, but also important for the understanding of this group of pulsating stars as a whole.

3. B-type variables, definition and selection of the β Cephei stars

As already mentioned, the β Cephei pulsators are generally considered to be early-type B stars (B0–B2.5) with light and radial velocity variations on time-scales of several hours. As they are not the only variables of spectral type B, it is important to delineate what separates them from other variables. For instance, the SPB stars are later type B stars (B2–B9) with light, radial velocity, and line profile variability with periods of the order of a few days (De Cat & Aerts 2002).

The Be stars are defined as non supergiant B stars having shown Balmer line emission at least once (Collins 1987). They span the whole β Cephei and SPB instability regions and stretch from late O-type to early A-type stars. The hotter Be stars of spectral types B6e and earlier can show light, radial velocity, and line profile varia-

tions. Be stars that vary periodically (see Rivinius et al. 2003) are sometimes also called λ Eri stars. Some Be stars can also show additional β Cephei pulsations (see the discussion below).

ζ Ophiuchi stars are OB-type variables that show bumps moving through their line profiles, which may be caused by high-degree non radial pulsation (Balona & Dziembowski 1999).

Some of the S Doradus stars or Luminous Blue Variables (see, e.g., van Genderen 2001), also have spectral types of or near B.

The chemically peculiar Bp stars can also show light and line profile variations (see, e.g., Briquet et al. 2004), and ellipsoidal variables may be present amongst variable B-type stars as well.

Two rather recently discovered classes of pulsating B stars are the short-period subdwarf B variables (sdBVs), also known as EC 14026 stars (Kilkenny et al. 1997), and the long-period sdBV stars (Green et al. 2003). The periods of the short-period sdBVs range between 2 and 9 minutes, and those of the long-period sdBVs are around 1 hr. Finally, the pulsating DB white dwarf stars also need to be mentioned.

Consequently, it is not easy to classify variable B-type stars correctly, in particular as some overlap between the different groups of variable stars occurs. For instance, β Cephei itself is also a Be and a Bp star (see Hadrava & Harmanec 1996, for a summary).

We therefore suggest the following definition of the β Cephei variables: *The β Cephei stars are massive non-supergiant variable stars with spectral type O or B whose light, radial velocity and/or line profile variations are caused by low-order pressure and gravity mode pulsations.*

Our choice of this definition was motivated by several reasons. In our view, the main feature on which the classification of a pulsating star is based should be its pulsational behavior. For instance, any class of pulsating stars should be known to be driven by the same self-excitation mechanism, and their pulsational time-scales should be different and separable from those of other types of pulsators. Of course, a particular locus in the HR diagram could also assist, and sometimes be incorporated, in the definition of a class of pulsating star.

Since the observational extent of the instability

strip of the β Cephei stars may still not be accurately known (cf. Sect. 6), we did not want to limit our definition to a narrow range of spectral types. In addition, we do not take the existence of radial pulsation to be a prerequisite for an object to be classified as a β Cephei star, because this would require a firm observational mode identification, which is in most cases not available. By dropping this criterion that has sometimes been used in the past, we make the pulsation constant our main criterion for classification. We also take into consideration that many β Cephei stars have been shown to pulsate both in radial and nonradial modes, or any subset of these.

To apply our definition to the stars under consideration, we must link it to observables. Consequently, we consider an object to be consistent with our definition of a β Cephei star in practice, if it shows convincing evidence for more than one variability period too short to be consistent with rotational or binarity effects, as checked by estimating the pulsation “constant” Q . Stars with only a single period were accepted if proof of the pulsational nature of the variations was found, such as color or radial velocity to light amplitude ratios typical of pulsation or variability (with, again, the period too short to be accounted for by other effects) present in more than one observable.

4. Description of the catalog

We list all objects that have to our knowledge ever been claimed to be β Cephei stars or candidates up to 2004 June. We selected them by an extensive search in the literature and in databases (such as SIMBAD), with the aim that we could collect all possible candidates. For all of them, thorough bibliographic studies were performed to investigate the latest findings on their nature. Where the data in the literature were insufficient or inconclusive, we reanalyzed some of the measurements or reevaluated the available information on these stars. We also performed frequency analyses of the *Hipparcos* photometry (ESA 1997) whenever possible to assist with the classification of the variables. We note that because of aliasing problems in the *Hipparcos* data we did not attempt to determine individual periods but mainly used them to check the time-scales of the observed variability. Owing to the partic-

ular variability time-scales involved, aliasing was therefore not a problem for our purposes.

The SIMBAD database initially prompted us with 128 β Cephei stars. Their classification often originated from the General Catalogue of Variable Stars (Kukarkin et al. 1971) and subsequent name lists. We could confirm 66 of these and placed the others either on a list of candidate or rejected β Cephei stars. The other objects in this catalog were selected from our literature searches.

We then scrutinized the literature on all these stars and checked whether they were consistent with our working definition of a β Cephei star. We designate objects that have been claimed as β Cephei stars, but where the observational evidence for their membership to the group is not fully conclusive owing to, e.g. poor or few data, as *candidate β Cephei stars*. Some of these objects will indeed be β Cephei pulsators, whereas others were added to this list because of the lack of evidence that they are not. In any case, all of these objects deserve more observational attention.

Stars that were claimed to be β Cephei variables, but where we found evidence that they are not, are called *rejected β Cephei candidates*. These are objects with variability time scales inconsistent with low-order p - or g -mode pulsation, objects whose claimed variability was disproved by subsequent or more extensive studies, or stars proven to vary because of effects other than β Cephei pulsation, etc. This list also includes stars that were rejected by other authors in order to give a complete overview over all stars that at some point had been considered to be β Cephei stars. We have also scrutinized the list of ζ Oph stars by Balona & Dziembowski (1999) as several of these variables have observed periods in the β Cephei range. We found that the periods *in the co rotating frame* are consistent with β Cephei pulsation for only three stars, which we include in this catalog.

The importance of Tables 2 and 3 is, besides their relevance for the description of the β Cephei stars as a group, that they provide completeness of the catalog and that it can be traced how the less convincing candidates were judged by us.

We have not included β Cephei stars or candidates outside our Galaxy into this catalog because detailed lists of the objects reported by Kołaczowski et al. (2004b) have not yet been pub-

lished. For reasons of consistency we thus also exclude the LMC β Cephei candidates by Pigulski & Kołaczowski (2002) and Sterken & Jerzykiewicz (1988).

In Table 1 we present the complete list of Galactic β Cephei stars. Table 2 contains the candidate β Cephei stars, and Table 3 lists the former candidates that are not considered β Cephei stars. In the following, we describe the contents of Table 1. Tables 2 and 3 only contain part of this information.

1. *Identifiers.*— The first two columns of the catalog contain the identifiers of the stars, HD number, HR number or cluster identification, *Hipparcos* numbers, and Durchmusterung (DM) numbers. As DM number for the Southern stars we used the Cordoba Durchmusterung (CD) numbers, not the Cape Photometric (CpD) numbers! Some objects do have CpD numbers, and no CD numbers, such as V1032 Sco.

The third column lists different names given to these stars, such as Bayer or Flamsteed numbers, or variable designations according to the General Catalogue of Variable Stars.

2. *Coordinates.*— Right ascension and declination (top rows of cols. [4] and [5]) are given with epoch 2000. If inaccurate coordinates were found in the databases, we used a finder chart and matched it to the Digital Sky Survey plates, thereby determining the coordinates to a precision of $\sim 2''$.

3. *Pulsation period.*— The period of pulsation is given in days in column (6). If a star is multiperiodic, the period of the pulsation mode with the highest amplitude is given and an asterisk (*) next to the period indicates the multi periodicity. We apply the term "mono periodic" to stars for which only one pulsation frequency was found *up to the current detection limit*. If pulsation was detected photometrically and spectroscopically, we give the photometrically determined period.

4. *Amplitude.*— It is difficult to specify a unique amplitude of a frequency for a variable star measured in different photometric passbands and/or in radial velocity. This applies in particular for the

cases of multiperiodicity and amplitude variability. Therefore, we chose the following approach: for all stars with a resolved pulsation spectrum, we list photometric peak-to-peak amplitudes of the strongest pulsation mode. If a star shows amplitude variability caused by beating of unresolved frequencies, we adopt the average peak-to-peak amplitude, and in case of mild amplitude variability of individual modes we adopt the average peak-to-peak amplitude of the strongest mode. For the two stars with the strongest amplitude variations (Spica and 16 Lac) we list no amplitudes. Finally, no amplitude is given for the three stars where only spectroscopic variability was detected. This is denoted as "n/a" in the amplitude column.

We list Johnson *V* amplitudes whenever possible. If data from this filter were not available, we used Strömgren *y*, Geneva *V* (denoted V_G in Table 1), or Walraven *V* (denoted V_W). In the latter case the logarithmic intensity amplitudes were multiplied by 2.5 to give magnitude units. All these filters have very similar effective wavelengths resulting in directly comparable amplitude values. Some stars have not been observed in these filters. In such cases we chose in order of decreasing preference Strömgren *b*, Johnson/Cousins *R*, Johnson *B*, and Cousins *I*. The use of data obtained in different filters was only applicable because the pulsation amplitudes of β Cephei stars are very similar in the wavelength range spanned by *B* to *I*.

5. *Apparent magnitude and spectral classification.*— The next two columns give the apparent magnitude in Johnson *V* and the spectral type according to the Morgan and Keenan system (MK). The *V* magnitudes are taken from The General Catalog of Photometric Data (GCPD hereinafter)² by Mermilliod et al. (1997). The spectral types are taken from the SIMBAD data-base.

6. *Rotational and radial velocities.*— The projected rotational velocity ($v \sin i$) is given in the next column. If disagreements between different values in the literature were detected, either the more reliable source is quoted here or, if no distinction in quality of the data could be made, the lower value is given. Concerning the radial veloc-

²<http://obswww.unige.ch/gcpd/gcpd.html>

ity (RV), the best or mean values are quoted, in an attempt to average out the RV variations over the pulsation cycle. The values for $v \sin i$ and RV are taken from various catalogs of radial velocities, or in some cases from original publications.

7. Color indices from Strömgren photometry.— The bottom row of columns 4-7 contains the Strömgren color indices ($b - y$), m_1 , c_1 , and β . These data were obtained from the GCPD. These indices are used in preference to the Geneva colors, which are available for roughly the same number of stars. The Strömgren filters are more widely available and according to our experience, the combination of measurement accuracy and its conversion to theoretical parameters such as effective temperature and surface gravity via calibrations of color photometry favors Strömgren photometry in terms of achieving better accuracy in the derived basic stellar parameters. In addition, only the c_1 index may show some variation over the pulsation cycle of a β Cephei star. We therefore find that the color indices we list are good representations of the mean colors of a star through its pulsation cycle.

For a detailed list of Geneva colors for many β Cephei stars we refer to De Cat (2002)³.

8. References and notes.— The references given in the last column are numbered and listed in Section 9. Short individual notes to several stars can be found in the table, whereas longer discussions of some objects are given at the bottom of each table. As references, we list selected papers that are directly related to the stellar pulsations or those which give useful additional information. These would typically be discovery papers, those that reported most about the pulsations, or did further analyses such as mode identifications. We give no more than six references per star.

4.1. Table of frequencies

In Table 4 we present a list of frequencies for the stars from Table 1. We refrain from listing all the claimed frequencies for all stars because the data are qualitatively inhomogeneous and some

sources may not be reliable. The choice of frequencies listed originates from critical evaluations of literature data.

We consider a photometrically detected frequency as also spectroscopically detected if the variation is present and clearly recognizable in radial velocity analyses or line profile variations, but do not insist on detections in both of these spectroscopic observables.

For several stars, some frequencies reached detectable amplitudes only during some observations. We list all frequencies ever detected from analyses that convinced us.

5. Analysis

5.1. Basic observational quantities

In this section we present analyses performed on the intrinsic 93 β Cephei variables. We analyze the distribution of spectral type (see Fig. 1), radial velocity (RV), projected rotational velocity ($v \sin i$), apparent brightness in Johnson V and pulsation period (P) (see Fig. 2). In addition, we examine the Galactic distribution (see Fig. 3) as well as the dependence of the pulsational amplitudes on the projected rotational velocities (see Fig. 4), and thereby describe the β Cephei stars as a group.

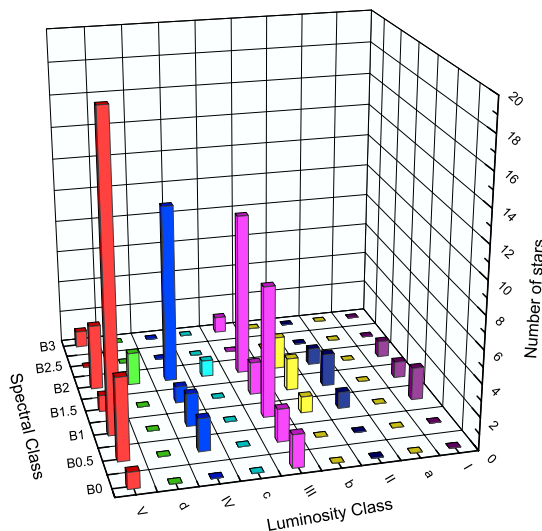


Fig. 1.— Distribution of stars according to spectral type and luminosity class. The letters a, b, c, and d correspond to the intermediate luminosity classes I-II, II-III, III-IV, and IV-V.

³<http://www.ster.kuleuven.ac.be/~peter/Bstars/>

5.1.1. Spectral type and luminosity class

The three-dimensional histogram in Fig. 1, which is inspired by Fig. 4 of Sterken & Jerzykiewicz (1993), shows the distribution of the confirmed 93 β Cephei stars according to their spectral type and luminosity class. It shows that $\approx 20\%$ of the β Cephei stars appear to be B1 dwarfs. A total of 66% of the stars are of spectral type B1 and B2 and luminosity classes III-V. This distribution resembles very closely the spectral type range occupied by the confirmed β Cephei stars from Sterken & Jerzykiewicz (1993), where almost all stars lie within B0 and B2.5. Most of the class V variables are members of open clusters (80%). Two of the stars from Tab. 1 do not yet have a spectral type assigned (NGC 6910 27 and V2187 Cyg) and for 3 stars no luminosity class was associated to the spectral type (NGC 6634, NGC 6910 16, and HN Aqr). As will be shown in Sect. 5.2, the assignment of luminosity classes I–III to some of these stars must be erroneous.

5.1.2. Projected rotational velocity

The range of projected rotational velocity, $v \sin i$, extends from 0 to 300 km s^{-1} with HD 165174 as the fastest rotator with 300 km s^{-1} , closely followed by NGC 4755 I with 296 km s^{-1} . HD 165174 is also a Be star, whereas NGC 4755 I went through phases where its pulsations were clearly detectable, but at other times did not reach a detectable level. Most β Cephei stars seem to be rather slow rotators (average $v \sin i \sim 100 \text{ km s}^{-1}$), although this could in part be due to a selection effect as the highest-amplitude pulsators are slowly rotating stars. Hence, their variability is more easily detectable and observable.

5.1.3. Radial velocity

The radial velocities (RV) of the β Cephei stars, as seen in Fig. 2, bottom panel, appear to be centered around -10 km s^{-1} but stretch up to $+65 \text{ km s}^{-1}$. This distribution is that of an average young Galactic disk population, which is not surprising.

5.1.4. Apparent brightness

The apparent brightness has a maximum at $V \sim 9.5 \text{ mag}$ with 31% of the stars; these are

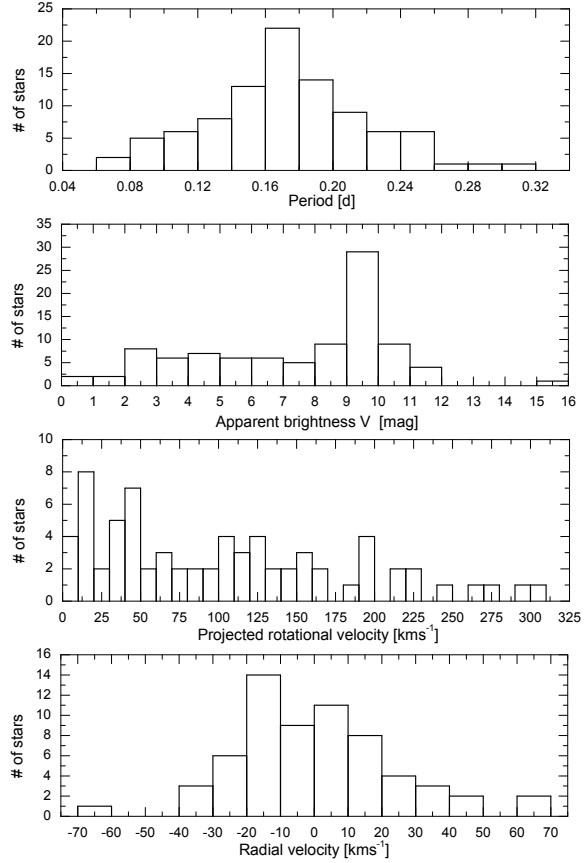


Fig. 2.— Histograms of radial velocity, projected rotational velocity, apparent magnitude, and pulsation period.

mostly cluster β Cephei stars. The range of apparent brightness is between $0.6 \text{ mag} < V < 15.4 \text{ mag}$, with β Cen, α Vir, β Cru, and λ Sco as brightest stars with V between 0.6 mag and 2.0 mag. The faintest stars with V of 11.9 mag and 15.4 mag are HN Aqr and V2187 Cyg, respectively. This information can be relevant for planning observational projects, and can be compared directly to Fig. 3 of Rodríguez & Breger (2001).

5.1.5. Pulsation period

The distribution of the pulsation periods has a peak at $\sim 0.17 \text{ d}$, corresponding to 4 hr. The shortest period is 0.0667 d for ω^1 Sco, the next shortest period is from Braes 929 with 0.0671 d. The two longest periods are 0.319 d for Oo 2299 and 0.2907 d for HD 165174.

Hence, we find that the observed range of periods for β Cephei stars is between 0.0667 d and 0.319 d or 1.60 h and 7.66 h. The median of all periods is 0.171 d.

Three of the confirmed β Cephei stars show, so far, variability only in their line profiles. They are nevertheless included in the group of β Cephei stars because they exhibit the same basic behavior as the *classical* β Cephei stars. The lack of confirmation of their variability from photometric techniques is due to modes of high-degree ℓ in those stars, which are difficult to detect in photometric observations. We have only retained objects in Table 1 if their corotating variability period was consistent with β Cephei pulsation.

5.1.6. Galactic distribution

The Galactic distribution of the confirmed β Cephei stars is shown in Fig. 3. In agreement with the result from Sect. 5.1.3, this again suggests a young disk population. The most interesting objects in this diagram are the “outliers,” the only significant one being PHL 346, which may either have formed in the Galactic halo or could be a runaway star (Ramspeck et al. 2001).

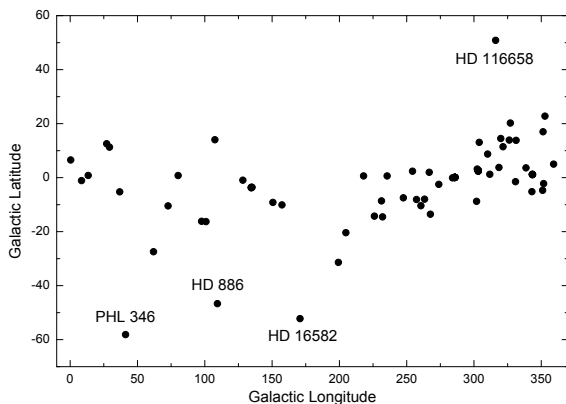


Fig. 3.— Distribution of stars according to Galactic longitude and latitude.

5.1.7. Pulsation amplitude vs. rotation rate and pulsation period vs. rotation rate

The dependence between pulsation amplitude and rotation rate is plotted in Fig. 4. With the exception of HD 52918 and HD 203664, only stars with rotation velocities $v \sin i \leq 90 \text{ km s}^{-1}$ show

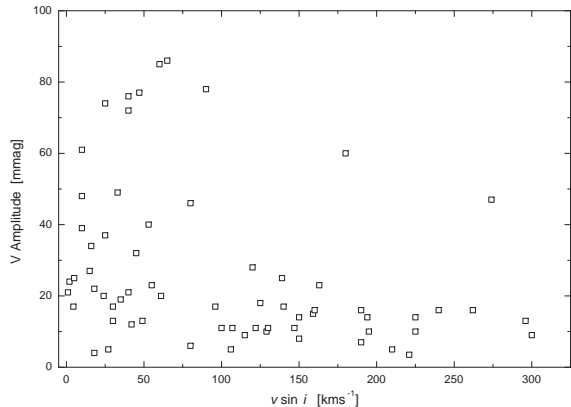


Fig. 4.— Photometric amplitudes of the β Cephei stars depending on their projected rotational velocity.

pulsation amplitudes larger than ~ 25 mmag. This is similar to the behavior of the δ Scuti stars (Breger 1982), and may also lend support to the hypothesis that rotation is an important factor in the amplitude limiting mechanism operating in these types of pulsators. In this context it is interesting to note that the range of the *angular* rotational velocities of high-amplitude δ Scuti stars is very similar to that of the β Cephei stars with the highest amplitudes. For a similar analysis based on the radial velocity pulsation amplitude we refer to Aerts & De Cat (2003).

We also examined the pulsation period versus rotation velocities $v \sin i$ and find that there is no dependence between these two quantities. This is also not a surprise as most of the known β Cephei stars are photometric variables and thus pulsate in modes of low spherical degree.

5.1.8. Mono- vs. multiperiodicity

As listed in Table 4, $\sim 40\%$ of the confirmed β Cephei stars are mono periodic. We suspect that several of these 37 stars may have additional pulsation periods that are undetected so far. On the other hand, our practical criteria to select β Cephei stars are likely to introduce a bias in favor of multiperiodic stars. In any case, it seems safe to say that most β Cephei stars are multiperiodic pulsators.

5.1.9. Binarity

Table 1 also contains information on binary β Cephei stars, which are indicated in the Notes column. Summarizing, we can say that there are eight spectroscopic binaries, four additional double-lined spectroscopic binaries, two suspected binaries, one eclipsing binary and one triple system. Thus, we find that $\approx 14\%$ of all β Cephei stars are located in known multiple systems with physically associated companions.

A search for visual binaries in The Catalogue of Components of Double and Multiple Stars (Dommanget & Nys 2002) and the *Hipparcos* and Tycho Catalogs (ESA 1997) reveals that 16 stars of Table 1 are visual binaries. Five of these are already known to be spectroscopic binaries as well. Owing to these small numbers, we refrain from any statistical analysis. We also assume that several additional β Cephei stars will be proven to be spectroscopic binaries in the future.

5.2. HR-diagram, masses, pulsation constants and period-luminosity relation

To obtain more insight into the behavior of the β Cephei stars as a group, and for purposes of comparison with theoretical results, we have computed their temperatures and luminosities to place them in the HR diagram. To this end, we adopted the programs by Napiwotzki et al. (1993) (which can be used for B stars of all luminosity classes), using published Strömgren indices from the GCPD to derive T_{eff} via the calibration by Moon & Dworetzky (1985) and M_v from Balona & Shobbrook (1984). We did not use *Hipparcos* parallaxes, as accurate results are only available for a few stars and as we wanted to treat the whole sample homogeneously. We then determined bolometric corrections from the work by Flower (1996). The theoretical HR diagram constructed with these results is shown in Fig. 5. The error estimates are ± 0.020 in T_{eff} and ± 0.20 in $\log L$, which are hoped to include external uncertainties in the applied calibrations themselves.

We have also plotted the candidate β Cephei stars (Table 2) and the rejected candidates (Table 3) in this diagram for comparison. We compared the positions of the stars in Fig. 5 with evolutionary tracks, which we computed with the Warsaw-New Jersey stellar evolution code (see,

e.g., Pamyatnykh et al. 1998). This way we estimated the masses of these objects and we could consequently also compute the pulsation “constant” Q . The pulsation constant was derived from the period with the highest amplitude value. Given the uncertainties in our determinations of T_{eff} and L , we estimate an uncertainty of $\pm 30\%$ in Q . The errors on T_{eff} and L should dominate the error introduced by not being able to use the frequencies in the co-rotating frame for most stars. This inability is due to missing mode identifications.

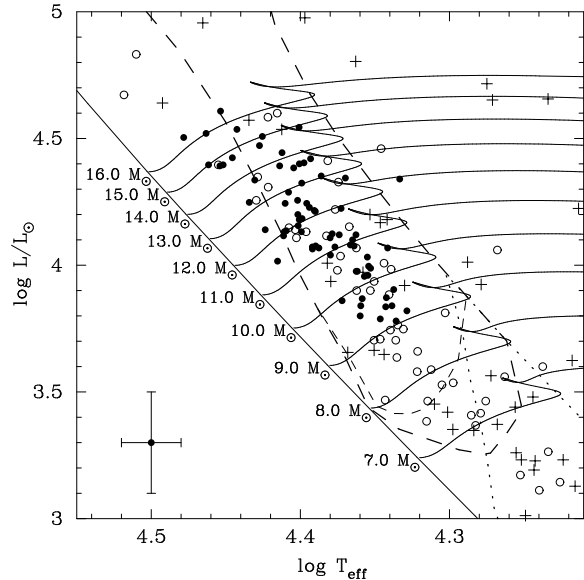


Fig. 5.— Theoretical HR diagram of the confirmed (*filled circle*) and candidate (*open circles*) β Cephei stars as well as the poor and rejected candidates (*plus signs*). The filled circles with the error bars in the lower left corner indicate the rms accuracy of each point in this diagram. The slanted solid line is the ZAMS, the thick dashed line describes the boundaries of the theoretical β Cephei instability strip for $Z = 0.02$, the thin dashed lines are the β Cephei boundaries for radial modes, and the dotted lines those of the SPB stars. Several stellar evolutionary tracks, labeled with their evolutionary masses, are also plotted. All the theoretical results were adopted from Pamyatnykh (1999).

We adopted the theoretical boundaries of the β Cephei instability strip from the work by Pamyatnykh (1999). We prefer his results over those by

Deng & Xiong (2001) because he applied newer versions of opacity tables and more reliable interpolation routines. The differences between these two approaches are discussed by Pamyatnykh (2002) in detail.

The confirmed β Cephei stars occupy a well-defined region in this plot with the exception of HD 165174 which appears to be so hot and luminous that it falls outside the boundaries of Fig. 5. In contrast, the candidates and rejected stars are widely scattered. We note that the theoretically predicted instability strip is not completely filled with stars, a well-known problem that we will discuss in the next section.

In addition, a gap between the coolest β Cephei stars at a given mass and the theoretical TAMS may be suspected. It is unclear whether this is a real feature or whether the derived absolute magnitudes from the Strömgren indices could be biased. Heynderickx et al. (1994) discussed this problem in detail. In any case, it is reasonable to conclude that all known β Cephei stars are main-sequence objects. Consequently, the assignment of luminosity classes I–III to several confirmed β Cephei stars must be erroneous.

We can now also examine the mass distribution of the β Cephei stars and candidates (Fig. 6). The mass of the confirmed β Cephei stars peaks sharply at about $12 M_{\odot}$. Whereas there is a slight indication for a similar maximum for the candidate β Cephei stars, the histogram of the masses of the rejected stars is featureless.

Turning to the pulsation constant (Fig. 7), we again see a sharp peak for the confirmed β Cephei stars located at $Q=0.033$ d, corresponding to the value for radial fundamental mode pulsation. More than half of the candidate β Cephei stars have Q -values in the same range, although there is a tail toward higher Q . We remind that several stars were classified as candidate β Cephei stars because of the lack of evidence that they are *not* pulsators. The histogram of Q of the rejected candidates shows no particular preferences. It is clear that Q -values for non pulsating stars have no real relevance, but our aim here is to check whether our separation of the candidates in the three groups was successful. Comparing the different panels within Fig. 6 and Fig. 7, respectively, implies that the choice of our selection criteria is justified.

6. The observational boundaries of β Cephei pulsation

As mentioned in Sect. 2 and 5.2, several authors computed the instability region for β Cephei stars. Linear non-adiabatic analyses for low-degree ($\ell \leq 2$) modes predict that photometrically observable modes are also driven in slightly evolved O-type stars (e.g., Dziembowski & Pamyatnykh 1993), suggesting that there could be a population of late O-type β Cephei stars.

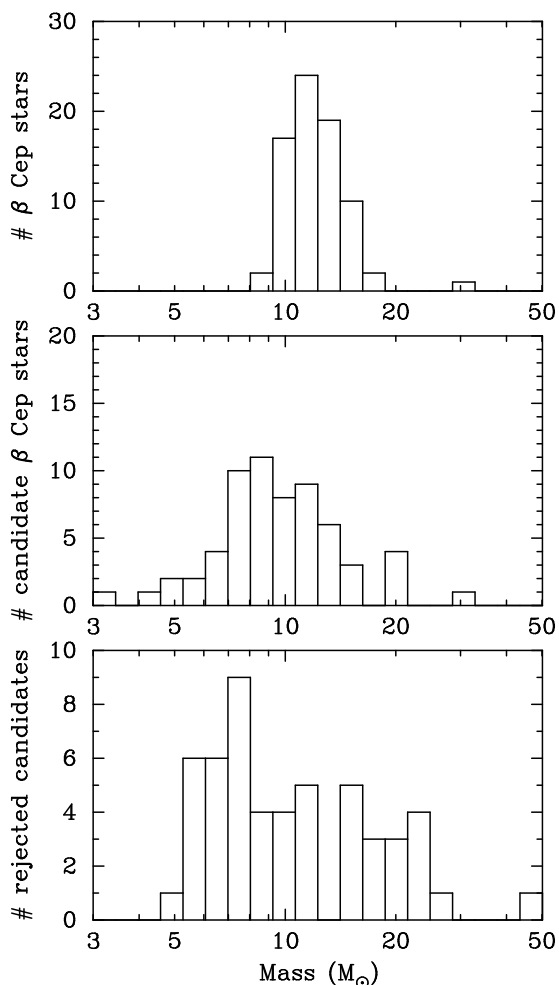


Fig. 6.— Distribution of the masses of the stars in Tables 1–3.

In 1998, the central region of the Cygnus OB2 association was investigated in search of short-period hot pulsators (Pigulski & Kołaczowski 1998). No β Cephei type stars were found among the O-type variables. So far, only one O-type star,

HD 34656 (O7e III) has been suggested to exhibit pulsations in the β Cephei domain (Fullerton et al. 1991). Pulsation was claimed from radial velocity measurements; the given period of 8.81 hr is a little above the typical range of pulsation periods for these stars. The authors were reluctant to identify this star as a β Cephei star. In addition, we are unsure whether the reported radial velocity variations of the star are statistically significant. Therefore, we cannot accept this O-star as a confirmed β Cephei star and place it therefore in Table 2.

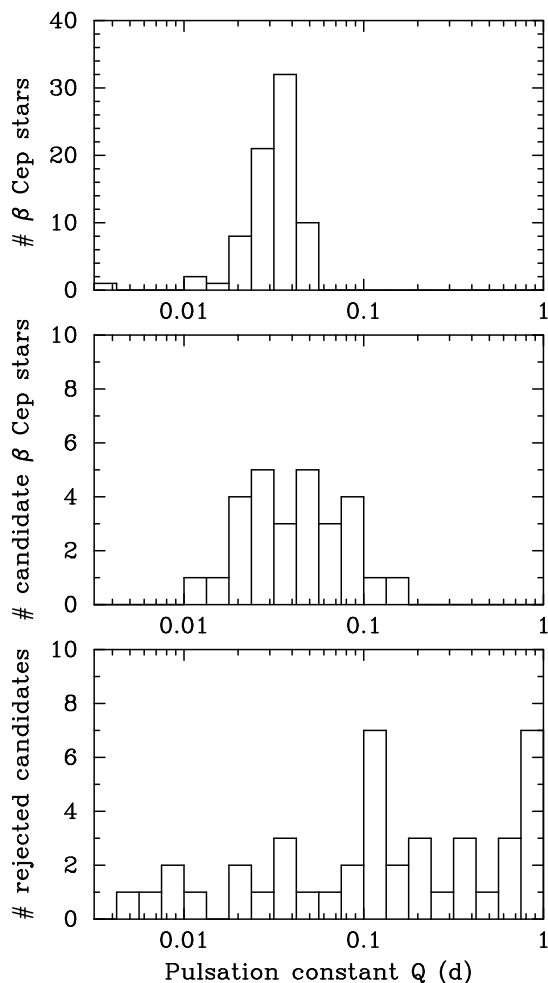


Fig. 7.— Distribution of the pulsation constant Q of the stars in Tables 1–3.

There have been several similar attempts to discover O-type β Cephei pulsators observationally (e.g., Balona 1992). However, to date no convinc-

ing detections were made, and, with the exception of the Be star HD 165174, there is consequently an apparently well-defined high-mass edge to the population in the resulting HR-diagram (Fig. 5).

From Fig. 5 we see that the blue edge is a cut off for stars more luminous than $\log L_{\odot}=4.6$ and hotter than $\log T_{\text{eff}}=4.48$. This result can be compared directly with Fig. 8 where we show the pulsation amplitudes versus $\log g$ and $\log T_{\text{eff}}$ (*upper and lower panel*, respectively). In the lower panel we see that the highest pulsation amplitudes occur in the middle of the instability region, as is expected because of the strong dependence of the κ -mechanism on temperature and hence on the depth of the ionization layer in which it operates. This diagram also suggests that O-type β Cephei stars could exist, but that their pulsation amplitudes are small and therefore not yet detectable. Space missions could enable us to detect such pulsators.

There could be many reasons for the lack of observed O-type β Cephei stars, as mentioned above. The theoretical models may not necessarily predict the real behavior of the stars, as some physics may be missing from the models. For example, the linear approach taken in the calculation of pulsation instability may not realistically reflect the complex physical processes in real stars, such as the onset of strong stellar winds. As mentioned before, it is also possible that O-type β Cephei stars do exist, but with amplitudes below the current detection limits. In combination, these factors could prohibit the detection of O-type β Cephei stars (see also Pigulski & Kołaczowski 1998).

In a recent publication, Tian et al. (2003) analyze a sample of 49 presumable β Cephei stars and show a HRD together with theoretical boundaries for the instability region computed by Deng & Xiong (2001). Their computations also include a boundary at the high-mass end of the instability region, which stands in contrast to the theoretical work of Pamyatnykh (1999) (see above). We compared their list of stars with our results and find that 27 of those stars are in our list of confirmed β Cephei stars, 6 are classified as candidates and the remaining 16 are in the list of rejected stars. When we compare their HRD with Fig. 5, we see that the boundaries adopted by Tian et al. (2003) encompass all stars from Table 1. Therefore, from an empirical point of view, both instability regions

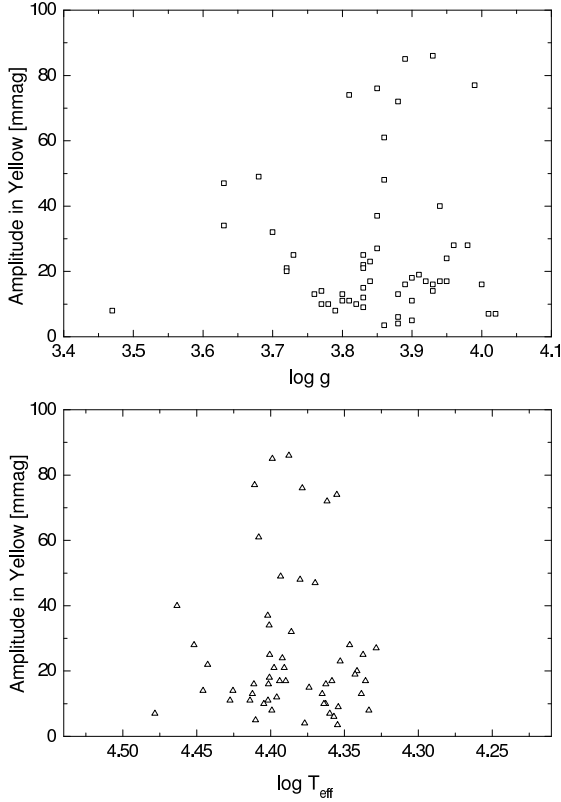


Fig. 8.— *Upper panel:* $\log g$ vs. amplitude. *Lower panel:* $\log T_{\text{eff}}$ vs. amplitude. The x -axis here shows the same scale as the x -axis in Fig. 5. The amplitudes in Johnson V and Strömgren y are shown for all stars where Strömgren indices were available. The amplitudes of the strongest modes are shown here as listed in Table 4.

by Pamyatnykh (1999) and Deng & Xiong (2001) fit our sample equally well.

The theoretical β Cephei instability strip is also not filled at the low-mass (red) end. As the theoretical results seem to be more reliable in this part of the HR diagram, the only explanation we have for this finding is again that the pulsational amplitudes are too small to be detected by current methods. We base this argument on analogy with the δ Scuti stars, whose pulsations are of the same nature (low-order p - and g -modes driven by the κ -mechanism) as those of the β Cephei stars, and whose number increases strongly with better detection levels (see, e.g., Breger 1979, Fig. 3). Support for this suggestion comes from intensive observations of individual β Cephei stars (see, e.g.

Handler et al. 2003; Jerzykiewicz et al. 2005), for which more and more pulsation modes were detected with decreasing detection threshold.

We note that the low-mass boundary of the theoretical instability strip in Fig. 5 for radial modes agrees better with the observations, but it is still too cool to be explained by errors in the temperature calibrations of the observed stars.

The empirical determination of the edges of the instability region is a very interesting challenge in the field of β Cephei stars. New surveys of the late O-type stars and early to mid B-type stars would therefore be of considerable astrophysical interest.

7. Conclusions

Of the 231 stars under consideration, 93 were confirmed as β Cephei type variable stars (Table 1). Their spectral types range from B0 to B3 with one exception, NGC 6634, whose spectral type of B5 does not appear to be reliable. The periods of the strongest pulsation modes range from $P=0.0667$ d to 0.319 d or 1.6 h to 7.7 h with a median of 0.171 d. Projected rotational velocities $v \sin i$ range from 0 to 300 km s^{-1} , with a typical value of around 100 km s^{-1} . This suggests that β Cephei stars are rather slow rotators, although this result could be affected by a bias in detecting possible low-amplitude modes occurring in rapidly rotating stars. We expect more detections of β Cephei stars concerning lower amplitude, higher $v \sin i$ stars with space observations in the near future. The Galactic distribution of these stars does not yield evidence for a pulsator that has formed at high Galactic latitude.

There are 77 stars for which no clear classification could be made as a result of limited or conflicting data. These are listed in Table 2 as suspected β Cephei type variable stars; they deserve further attention. Additional notes are provided on interesting characteristics of 19 of these stars. Many of these stars seem good β Cephei candidates and it was often only the lack of recent data that forced us to put them in the list of candidate β Cephei stars.

Despite their previous classification as β Cephei type variables or candidates, 61 of the stars could not be considered as such (Table 3). In some cases authors were over-confident in classifying them as β Cephei stars. In other cases, later measurements

have shown that they are either a different kind of variable, or that their variability is no longer detectable, casting doubt on the original observations. Some misclassifications are also due to historical reasons since, during the early days of work on β Cephei stars, the group was not as well known as it is today.

The pulsation constant Q calculated for all confirmed β Cephei stars lies below $Q=0.06$ d with a peak at $Q=0.033$ d. The Q value encompasses many physical parameters, and its use as an observational constraint to classify this group of variable stars is therefore considered more accurate than previous classification techniques. These techniques often relied more heavily on limited information such as spectral type classification and pulsation period. This upper limit of $Q=0.06$ d can provide an additional observational constraint for the classification of β Cephei stars, keeping the uncertainties in the determination of Q in mind.

The theoretical instability region for the β Cephei stars, as calculated by Pamyatnykh (1999), is not populated at both the low-mass/red end and the blue end. The lack of stars at the blue end, where one would expect late O-type stars, is expected (e.g., Balona 1992; Pigulski & Kołaczowski 1998). We emphasize that this gap could be due to limitations in the theoretical modeling of the instability region, as well as to the difficulties inherent to observing hot stars exhibiting strong stellar winds and to possible pulsation amplitudes too low to be detected with past and present methods.

It is hoped that our new and refined catalog provides a useful framework within which to plan future observing campaigns, both ground-based and using the upcoming spaceborne observatories. The table of suspected β Cephei variables provides a list of 77 interesting candidates that require further investigation. In addition, the catalog provides improved constraints on the classification and physical nature of β Cephei variables, and these can in turn be used to correctly classify new early type short-period variable stars.

8. Tables

In Table 1 we present all confirmed β Cephei stars. In Table 2 we list candidate β Cephei stars and in Table 3 we give rejected β Cephei candi-

dates. At the end of each table we give notes on individual stars as well as short explanations on interesting characteristics of some stars. Table 4 contains a list of pulsation frequencies for all stars from Table 1.

8.1. Omitted stars

Several candidate β Cephei stars in Table 2 originate from the line profile variability surveys of Telting et al. (2002) and Schrijvers et al. (2002). They were not directly claimed as β Cephei candidates by these authors. Stars that show line profile variability but where we discovered that the variations are likely not to originate in non-radial pulsation do not appear in the following tables at all. Those stars are:

HD 11241 - 1 Per - no periodicities in the spectroscopic data of Janík et al. (2003)

HD 48977 - 16 Mon - probably a rotationally variable star

HD 64503 - QZ Pup - ellipsoidal variable with a residual variability of $P \sim 1$ d, see Haefner & Drechsel (1986)

HD 64740 - rotational variable with a period of 1.33 d, see Lester (1979)

HD 154445 - *Hipparcos* data analysis results in a period of 4.5916 d with a peak-to-peak amplitude of 19 mmag

HD 169467 - α Tel - microvariable in *Hipparcos* with a period of 0.909 d; it also is a He rich star and we suspect it to be a SPB star

HD 172910 - *Hipparcos* data results in two periods: 1.1983 d and 0.9812 d and we suspect it to be a SPB star.

A similar comment applies to the ζ Ophiuchi stars listed in Table 1 of Balona & Dziembowski (1999). Objects from that work which can have co rotating variability periods too long to be due to β Cephei-type pulsation as described by us were not included in this catalog.

TABLE 1
CATALOG OF GALACTIC β CEPHEI STARS

HD HR/Cluster	HIP BD/CD	name other name	RA [h m s] (b-y)	DE [$^{\circ}$ ' "] m ₁	Period [d] c ₁	V [mag] β	MK RV [km s ⁻¹]	$v \sin i$ [km s ⁻¹] Ampl. [mmag]	References Notes
886 39	1067 +14 14	γ Peg Algenib	00 13 14 -0.107	+15 11 00 0.093	0.1518 0.116	2.8 2.627	B2 IV 3.5	4.5 17 (V)	005, 008, 051, 196 (10)
	+60 282	V909 Cas	01 36 39	+61 25 54	0.207	10.5	B1 III	50 (R)	145
NGC 6634			01 46 39 0.486	+61 14 06 -0.160	0.194 0.122	11.0 2.619	B5	40 (V)	187, 188 spectral type doubtful
NGC 869 692	+56 501	Oo 692 V611 Per	02 18 30	+57 09 03	0.1717	9.3	B0 V	19 (V)	019
NGC 869 839	+56 508	V665 Per	02 18 48	+57 17 08	0.1949*	9.5	B2 V	43 (V)	146
NGC 869 992	+56 520	Oo 992 V614 Per	02 19 00	+57 08 44	0.1326	9.9	B1 Vn	3 (V)	019
NGC 884 2246	+56 572	Oo 2246	02 22 03	+57 08 26	0.1842*	9.9	B2 III	11 (V)	018
NGC 884 2299	+56 575	Oo 2299 V595 Per	02 22 09	+57 08 28	0.319	9.1	B0.5 IV	160 16 (V)	018, 147 (18)
16582 779	12387 -00 406	δ Cet 82 Cet	02 39 28 -0.099	+00 19 42 0.091	0.1611 0.102	4.1 2.616	B2 IV 12.7	5 25 (V)	005, 008, 051, 084, 183
21803 1072	16516 +44 734	KP Per	03 32 38 0.082	+44 51 20 0.023	0.2018* 0.102	6.4 2.617	B2 IV 2.4	40 72 (V)	005, 008, 010, 242
24760 1220	18532 +39 895	ϵ Per 45 Per	03 57 51 -0.074	+40 00 36 0.055	0.1603* -0.047	2.9 2.594	B0.5 V 0.8	130 11 (Hp)	051, 148, 149 (10), (19) amplitude from this paper
29248 1463	21444 -03 834	ν Eri 48 Eri	04 36 19 -0.076	-03 21 08 0.068	0.1735* 0.072	3.9 2.610	B2 III 14.9	25 74 (y)	005, 051, 057, 062, 195, 230 (10)
35411 1788	25281 -02 1235	η Ori 28 Ori	05 24 29 -0.058	-02 23 50 0.071	0.13 -0.010	3.2 2.608	B0.5 V 19.8	130 n/a	051, 208, 236 (11), multiple system
35715 1811	25473 +02 962	ψ^2 Ori 30 Ori	05 26 50 -0.088	+03 05 44 0.075	0.0954* 0.033	4.6 2.619	B2 IV 12	141 n/a	051, 057, 177, 230 (3), (10), (20)

TABLE 1—*Continued*

HD HR/Cluster	HIP BD/CD	name other name	RA [h m s] (b-y)	DE [$^{\circ}$ ' "] m ₁	Period [d] c ₁	V [mag] β	MK RV [km s ⁻¹]	$v \sin i$ [km s ⁻¹] Ampl. [mmag]	References Notes
44743 2294	30324 -17 1467	β CMa Mirzam	06 22 41 -0.091	-17 57 21 0.054	0.2513* -0.003	2.0 2.593	B1 II-III 33.7	1 21 (V)	008, 011, 051, 057, 079, 235 (10)
46328 2387	31125 -23 3991	ξ^1 CMa 4 CMa	06 31 51 -0.093	-23 25 06 0.064	0.2096 -0.022	4.3 2.585	B1 III 26.9	16 34 (V)	005, 008, 010, 094 (10)
50707 2571	33092 -20 1616	EY CMa 15 CMa	06 53 32 -0.087	-20 13 27 0.071	0.1846* -0.014	4.8 2.594	B1 Ib 28	49 13 (V)	005, 010, 056, 079, 084, 230
52918 2648	33971 -04 1788	19 Mon V637 Mon	07 02 55 -0.073	-04 14 21 0.065	0.1912* 0.023	4.9 2.591	B1 V 32	274 47 (y)	005, 022, 051, 073, 174 (21)
56014 2745	34981 -26 4057	EW CMa 27 CMa	07 14 15 -0.067	-26 21 09 0.070	0.0919 0.168	4.7 2.572	B3 IIIe +16	150 8 (V)	144, 174, 197 (10), (22)
59864	36500 -33 3879	V350 Pup	07 30 34 0.003	-34 05 26 0.061	0.238* 0.022	7.6 2.599	B1 III 44	16 (B)	009, 010, 094, 141
61068 2928	37036 -19 1967	PT Pup	07 36 41 -0.068	-19 42 08 0.077	0.1664* 0.050	5.7 2.617	B2 II 22	10 39 (b)	005, 047, 057, 095, 149
64365 3078	38370 -42 3610	QU Pup	07 51 40 -0.075	-42 53 17 0.076	0.1678* 0.112	6.0 2.622	B2 IV 32.2	\sim 30 13 (V_W)	005, 057, 094, 230
64722 3088	38438 -54 1966	V372 Car	07 52 29 -0.046	-54 22 01 0.075	0.1034* 0.023	5.7 2.610	B1.5 IV 18	147 11 (V_W)	005, 094, 230
71913	41586 -34 4858	YZ Pyx	08 28 42 -0.012	-34 43 53 0.052	0.2058 0.024	7.7 2.594	B1.5 II	32 (V_G)	058
78616	44790 -44 5150	KK Vel	09 07 42 0.060	-44 37 56 0.039	0.2157 0.068	6.8 2.611	B2 II-III 26	10 48 (V)	005, 009, 010, 051, 199 (10)
80383	-52 2955	IL Vel	09 17 31 0.097	-52 50 19 0.013	0.1832* 0.072	9.2 2.617	B2 III 19	65 86 (V)	003, 005 (10)
90288	-56 3324	V433 Car	10 23 57 -0.040	-57 27 52 0.054	0.1095* 0.020	8.2 2.622	B2 III-IV 4	240 16 (V)	003, 005, 094, 095 (10)
303068 NGC 3293 11	-57 3329		10 34 48 0.060	-58 08 54 0.037	0.1458* 0.045	9.8 2.611	B1 V -7	42 12 (y)	001, 005, 049

TABLE 1—*Continued*

HD HR/Cluster	HIP BD/CD	name other name	RA [h m s] (b-y)	DE [$^{\circ}$ ' "] m ₁	Period [d] c ₁	V [mag] β	MK RV [km s ⁻¹]	$v \sin i$ [km s ⁻¹] Ampl. [mmag]	References Notes
303067 NGC 3293 10	-57 3340	V401 Car	10 35 30 0.082	-58 12 00 0.034	0.1684* 0.047	9.5 2.604	B1 V -10	125 18 (<i>y</i>)	001, 005, 010, 049, 140
NGC 3293 16	-57 3344	V403 Car	10 35 41 0.048	-58 12 45 0.040	0.2506 0.023	8.7 2.591	B1 IV -23	33 49 (<i>y</i>)	001, 005, 010, 049, 140
NGC 3293 65		V412 Car	10 35 45 0.074	-58 14 00 0.037	0.1135 0.073	9.9 2.585	B1 V	8 (<i>y</i>)	001, 140,143
NGC 3293 23		V404 Car	10 35 47 0.083	-58 14 30 0.025	0.1621 0.036	9.2 2.604	B1 III 3	10 61 (<i>y</i>)	001, 094, 140
NGC 3293 14		V405 Car	10 35 48 0.020	-58 12 33 0.048	0.1524* 0.016	9.3 2.596	B0.5 V -14	129 10 (<i>y</i>)	001, 005, 049, 140
NGC 3293 24		V378 Car	10 35 54 0.089	-58 14 48 0.025	0.16* 0.006	9.2 2.593	B1 III -12	194 14 (<i>y</i>)	001, 005, 009, 010, 049, 140
NGC 3293 133		V440 Car	10 35 55	-58 13 00	0.179	9.1	B1 III	225 14 (<i>y</i>)	001, 140
NGC 3293 18		V406 Car	10 35 58 0.038	-58 12 30 0.050	0.1756* 0.045	9.3 2.605	B1 V -16	40 21 (<i>y</i>)	001, 005, 009, 010, 049, 140 (10)
NGC 3293 27	-57 3351	V380 Car	10 36 02 0.122	-58 15 10 -0.001	0.227 0.073	8.9 2.60	B0.5 III -15	61 20 (<i>y</i>)	001, 005, 009, 010, 140, 143
92024 NGC 3293 5	-57 3354	V381 Car	10 36 08 0.035	-58 13 05 0.035	0.1773* 0.014	9.0 2.598	B1 III -16	122 11 (<i>y</i>)	001, 005, 009, 049, 140, 215 (11)
109885	61751 -70 955	KZ Mus	12 39 19 0.173	-71 37 18 -0.010	0.1706* 0.060	9.0 2.620	B2 III -61.1	47 77 (<i>V</i>)	003, 012, 050, 058
111123 4853	62434	β Cru Mimosa	12 47 43 -0.103	-59 41 19 0.061	0.1912* -0.041	1.3 2.596	B0.5 IV 15.6	18 22 (<i>V</i>)	008, 009, 051, 052, 084, 101 (10)
NGC 4755 G (7)	-59 4454	BS Cru	12 53 21 0.175	-60 23 21 -0.018	0.1508* 0.056	9.8 2.609	B0.5 V -23	27 5 (<i>V</i>)	001, 004, 013
NGC 4755 113			12 53 26 0.172	-60 22 26 0.019	0.2332 0.116	10.2 2.632	B1 V -19	106 5 (<i>B</i>)	001, 002, 004, 013

TABLE 1—*Continued*

HD HR/Cluster	HIP BD/CD	name other name	RA [h m s] (b-y)	DE [$^{\circ}$ ' "] m ₁	Period [d] c ₁	V [mag] β	MK RV [km s ⁻¹]	$v \sin i$ [km s ⁻¹] Ampl. [mmag]	References Notes
NGC 4755 405			12 53 38 0.146	-60 22 39 0.023	0.1252* 0.090	10.2 2.613	B2 V -18	18 4 (<i>V</i>)	004, 013, 053
NGC 4755 301		CT Cru	12 53 44 0.179	-60 22 29 -0.021	0.1305 0.103	9.8 2.605	B1 V -6	225 10 (<i>V</i>)	001, 002, 004, 013
NGC 4755 I (9)		CV Cru	12 53 47 0.227	-60 18 47 -0.023	0.1789* 0.112	9.9 2.607	B1 Vn -32	296 13 (<i>V</i>)	001, 004, 013
NGC 4755 202		CZ Cru	12 53 52 0.148	-60 21 52 0.020	0.1589* 0.113	10.1 2.617	B1 V -33	262 16 (<i>V</i>)	001, 002, 004
NGC 4755 201		CX Cru	12 53 52 0.153	-60 22 15 0.005	0.1825 0.102	9.4 2.609	B1 V -16	195 10 (<i>V</i>)	001, 004, 013
NGC 4755 307	62937	CY Cru	12 53 52 0.174	-60 22 28 -0.028	0.1592 0.152	9.7 2.620	B1 V -27	107 11 (<i>B</i>)	001, 002, 004, 013
NGC 4755 210			12 53 53 0.177	-60 21 46 0.022	0.0933 0.136	10.3 2.634	B2 Vn	7 (<i>V</i>)	001, 004, 069
NGC 4755 F (6)	62949	BW Cru ALS 2816	12 53 58 0.143	-60 24 58 0.002	0.2049* 0.062	9.1 2.605	B2 III -22	96 17 (<i>V</i>)	001, 004, 013
112481	63250 -49 7513	V856 Cen	12 57 36	-49 46 50	0.2596*	8.4 2.604	B2 Ib -19	34 (<i>V_G</i>)	005, 009, 055, 093
116658 5056	65474 -10 3672	α Vir Spica	13 25 11 -0.114	-11 09 40 0.080	0.2717 0.018	0.9 2.605	B1 IV 1	160 var.	008, 009, 051, 052, 057, 094 (14)
118716 5132	66657 -52 5743	ϵ Cen	13 39 53 -0.094	-53 27 59 0.058	0.1696* 0.043	2.3 2.608	B1 V 3	159 15 (<i>V_W</i>)	005, 009, 051, 052, 230, 232 (10)
122451 5267	68702 -59 5054	β Cen Agena	14 03 49 -0.092	-60 22 22 0.045	0.1535* -0.004	0.6 2.594	B1 II 5.9	139 25 (<i>V</i>)	009, 043, 051, 059, 063, 230 (4), (23)
126341 5395	70574 -44 9322	τ^1 Lup 1 Lup	14 26 08 -0.047	-45 13 17 0.064	0.1774 0.132	4.6 2.621	B2 IV -21.5	15 27 (<i>V</i>)	005, 008, 009, 052, 064 (10)
129056 5469	71860 -46 9501	α Lup	14 41 55 -0.086	-47 23 17 0.071	0.2598* 0.080	2.3 2.604	B1.5 III 5.2	24 20 (<i>V_W</i>)	005, 008, 009, 051, 064, 230 (10)

TABLE 1—*Continued*

HD HR/Cluster	HIP BD/CD	name other name	RA [h m s] (b-y)	DE [$^{\circ}$ ' "] m ₁	Period [d] c ₁	V [mag] β	MK RV [km s ⁻¹]	$v \sin i$ [km s ⁻¹] Ampl. [mmag]	References Notes
129557 5488	72121 -55 5809	BU Cir	14 45 10 0.036	-55 36 05 0.027	0.1276* 0.058	6.1 2.617	B2 IV -6.4	30 17 (<i>y</i>)	005, 009, 064, 121 (10)
129929	72241 -36 9605	V836 Cen	14 46 25 -0.059	-37 13 19 0.058	0.1431* 0.038	8.1 2.618	B3 V 66	2 24 (<i>V_G</i>)	005, 055, 065, 066, 094
136298 5695	75141 -40 9538	δ Lup	15 21 22 -0.101	-40 38 51 0.075	0.1655 0.076	3.2 2.616	B2 IV 0.2	221 3.5 (<i>V</i>)	009, 068, 084, 200, 230
144470 5993	78933 -20 4405	ω^1 Sco 9 Sco	16 06 48 0.037	-20 40 09 0.043	0.0667 0.010	3.9 2.618	B1 V -2.6	89 n/a	051, 092, 173, 230 (1)
145794	-52 7312	V349 Nor	16 15 26	-52 55 15	0.1599*	8.7 2.615	B2 II-III	28 (<i>V_G</i>)	005, 093, 094, 095 (2)
147165 6084	80112 -25 11485	σ Sco 20 Sco	16 21 11 0.168	-25 35 34 -0.032	0.2468* 0.003	2.9 2.604	B1 III -1	53 40 (<i>V</i>)	005, 051, 096, 097, 098, 230 (2)
147985	80653 -43 10792	V348 Nor	16 26 57	-43 47 57	0.1323*	7.9	B1.5 II-III	80 46 (<i>V</i>)	005, 051, 095, 102, 103
NGC 6231 253	-41 11018p	Braes 929 V945 Sco	16 53 55 0.206	-41 52 15 -0.020	0.0671 0.031	9.6 2.596	B1 V var.	100 11 (<i>y</i>)	034, 036, 099, 100 (3)
NGC 6231 282		Braes 930 V1032 Sco	16 53 59 0.201	-41 48 42 -0.015	0.1193* 0.131	9.8 2.617	B2 V	80 6 (<i>y</i>)	015, 034, 036 (3)
NGC 6231 261	-41 11028	Braes 932 V946 Sco	16 54 02 0.228	-41 51 12 -0.046	0.0988* 0.144	10.3 2.626	B2 IV-Vn -32	140 17 (<i>y</i>)	034, 035, 036, 099, 100 (4)
326330 NGC 6231 238		Braes 672 V964 Sco	16 54 18 0.198	-41 51 36 -0.004	0.0878* 0.015	9.6 2.615	B1 Vn -30, var	210 5 (<i>y</i>)	015, 034, 036
NGC 6231 110	-41 11056	Braes 948 V947 Sco	16 54 35 0.237	-41 53 39 -0.011	0.1079* 0.006	9.8 2.612	B1 V	190 7 (<i>y</i>)	034, 036, 099, 100 (3)
326333 NGC 6231 150	-41 11059	Braes 675 V920 Sco	16 54 43 0.215	-41 49 36 -0.013	0.1012* 0.026	9.6 2.606	B1 Vn -47, var	150 14 (<i>y</i>)	034, 035, 036, 100, 101 (4)
156327B	84655 -34 11622	V1035 Sco	17 18 23	-34 24 31	0.146*	9.4	WC7 + B0III	35 (<i>V</i>)	185 (11)

TABLE 1—*Continued*

HD HR/Cluster	HIP BD/CD	name other name	RA [h m s] (b-y)	DE [$^{\circ}$ ' "] m ₁	Period [d] c ₁	V [mag] β	MK RV [km s ⁻¹]	$v \sin i$ [km s ⁻¹] Ampl. [mmag]	References Notes
156662	-45 11411	V831 Ara	17 21 06 0.200	-45 58 56 -0.044	0.1689* 0.074	7.8 2.614	B2 III	190 16 (V_G)	005, 095, 102
157056 6453	84970 -24 13292	θ Oph 42 Oph	17 22 01 -0.092	-24 59 58 0.089	0.1405* 0.104	3.3 2.624	B2 IV -5.6, var?	35 19 (y)	005, 095, 104, 105, 106, 230 (10)
157485	85189 -26 12112	V2371 Oph	17 24 35	-26 55 29	0.2212*	9.1 2.623	B1.5 Ib	48 (V_G)	058
158926 6527	85927 -37 11673	λ Sco Shaula	17 33 37 -0.105	-37 06 14 0.072	0.2137* 0.074	1.6 2.613	B2 IV 18.6, var	163 23 (V)	005, 051, 107, 108, 109, 230 (5), (24)
160578 6580	86670 -38 12137	κ Sco	17 42 29 -0.100	-39 01 48 0.073	0.1998 0.073	2.4 2.613	B1.5 III 0.2, var	115 9 (V)	008, 051, 107, 108, 110 (2), (25)
163472 6684	87812 +00 3813	V2052 Oph	17 56 18 0.128	+00 40 13 0.017	0.1399* 0.145	5.8 2.630	B2 IV-V -17.6	120 28 (V)	005, 024, 095, 111, 112, 113, 230 (6)
164340	88352 -40 12092		18 02 33	-40 05 16	0.1529	9.3 2.584	B2 IV-V	25 (V)	229, 241
165174 6747	88522 +01 3578	V986 Oph	18 04 37 0.075	+01 55 08 0.000	0.2907 -0.119	6.2 2.567	B0 IIIIn +17, var	300 9 (b)	114, 115, 116, 117, 182, 242 (2), (7), (26)
165812	88884 -22 4581	V4382 Sgr	18 08 45 0.079	-22 09 38 0.029	0.1759* -0.001	7.9 2.611	B1.5 II -24	28 (V_G)	058, 118 (8)
166540	89164 -16 4747	V4159 Sgr	18 11 48	-16 53 38	0.233*	8.1	B1 Ib -1.6	55 23 (V)	119
180642	94793 +00 4159	V1449 Aql	19 17 15 0.259	+01 03 34 -0.035	0.1822 0.031	8.3	B1.5 II-III -14	90 78 (V_G)	058, 118, 242
NGC 6910 18			20 22 59 0.600	+40 45 39 -0.110	0.1565* 0.140	10.8 2.636	B1 V	15 (V)	194
NGC 6910 16			20 23 07	+40 46 56	0.1922*	10.7	B3	17 (V)	194
NGC 6910 14			20 23 08 0.670	+40 46 09 -0.160	0.1904 0.110	10.4 2.612	B0.5 V	17 (V)	194

TABLE 1—*Continued*

HD HR/Cluster	HIP BD/CD	name other name	RA [h m s] (b-y)	DE [$^{\circ}$ ' "] m ₁	Period [d] c ₁	V [mag] β	MK RV [km s ⁻¹]	$v \sin i$ [km s ⁻¹] Ampl. [mmag]	References Notes
NGC 6910 27		V2187 Cyg	20 23 34 0.820	+40 45 20 -0.180	0.143 0.170	11.8 2.625		9 (<i>V</i>)	194
			20 33 18	+41 17 39	0.2539	15.4		34 (<i>I</i>)	176
199140 8007	103191 +27 3909	BW Vul	20 54 22 -0.033	+28 31 19 0.051	0.201 0.029	6.5 2.610	B2 III -8.5	60 85 (<i>V</i>)	005, 007, 051, 120, 121, 122
203664	105614 +09 4793	SY Equ	21 23 29	+09 55 55	0.1659*	8.6	B0.5 IIIIn 48	180 60 (<i>V_G</i>)	058, 242
205021 8238	106032 +69 1173	β Cep Alfirk	21 28 40 -0.092	+70 33 39 0.066	0.1905* 0.010	3.2 2.605	B2 IIIe -3.1	25 37 (<i>V</i>)	008, 051, 124, 125, 126, 127 (2), (6), (7), (9)
NGC 7235 8		HN Aqr PHL 346	22 12 34	+57 15 29	0.2029*	11.9	B1.5 V	29 (<i>V</i>)	186
			22 37 38 -0.068	-18 39 51 0.070	0.1523 0.094	11.5	B2 63	45 32 (<i>V</i>)	005, 095, 128, 129, 130
214993 8640	112031 +39 4912	DD Lac 12 Lac	22 41 29 -0.034	+40 13 21 0.052	0.1931* 0.050	5.3 2.609	B2 III -12.5	40 76 (<i>y</i>)	005, 051, 131, 132, 133, 134 (2), (9)
216916 8725	113281 +40 4949	EN Lac 16 Lac	22 56 24 -0.047	+41 36 14 0.066	0.1692* 0.092	5.6 2.629	B2 IV -13	30 var	005, 051, 135, 137, 138, 240 (2), (10), (11)

8.2. Short notes to Tables 1–3

- (1) Only spectroscopic variability detected so far
- (2) Spectroscopic binary
- (3) Double-lined spectroscopic binary
- (4) Suspected binary (García & Mermilliod 2001)
- (5) Spectroscopic triple system
- (6) Magnetic star
- (7) Mild Be star
- (8) Periods from *Hipparcos* photometry and Geneva data disagree
- (9) Star is located in the overlap region of the BD and CD catalogs BD-22 4581 = CD-22 12607
- (10) Visual binary
- (11) Eclipsing binary
- (12) Secondary component of a system with a Wolf-Rayet primary
- (13) Possible ζ Ophiuchi star
- (14) Ellipsoidal variable
- (15) Double system with possible T Tauri component
- (16) Claimed variability not confirmed
- (17) No convincing variability in *Hipparcos* photometry

8.3. Notes on individual β Cephei stars

V595 Per.— (18) The period of its light variation is somewhat long and there seems to be only one. The position of this star in the HR diagram of Krzesiński & Pigulski (1997) leads to a pulsation constant of 0.039 d. In β Cephei models the value of Q for the radial fundamental mode is between 0.034 and 0.041 d (if one only looks at modes excited in solar-metallicity models, the upper boundary decreases to 0.036 d). Assuming twice the photometric period as the rotation period of a possible rotationally variable star, we derive a rotational velocity of $\sim 800 \text{ km s}^{-1}$. This value is higher than the break-up velocity and excludes the possibility of rotational variability. Therefore V595 Per is confirmed to be a β Cephei star.

HD 24760 - ϵ Per.— (19) Preliminary results by K. Uytterhoeven (private communication) on this star show that several frequencies are probably excited in ϵ Per and that harmonics are also present. More research on this star is currently in progress. See also Harmanec (1999); Gies et al. (1999).

HD 35715 - ψ^2 Ori.— (20) Is also an ellipsoidal variable. Pulsation was not detected photometrically but in line profiles.

HD 52918 - 19 Mon.— (21) This is also a Be star ($\text{H}\alpha$ emission discovered by Irvine (1975)) with a relatively high pulsation amplitude that may be connected to shock phenomena in the atmosphere. Balona et al. (2002) find 3 frequencies, 2 of them are due to β Cephei-type pulsation.

HD 56014 - 27 (BW) CMa.— (22) Balona (1995a) lists this star as a periodic Be star with a period of $P = 1.262 \text{ d}$. Short-period pulsations were, however, detected by Balona & Krisciunas (1994), who report the re-detection of a period of $P = 0.0918 \text{ d}$. Next to HD 52918, this would be the second star to exhibit Be as well as β Cephei type variability. It is also a close optical double system and therefore it is possible that the β Cephei variability does not originate in the Be star. More research on this star is needed.

HD 122451 - β Cen.— (23) Very eccentric double-lined spectroscopic binary with two β Cephei components.

HD 158926 - λ Sco.— (24) This is a triple system with a variable dominant period of around 4.679410 cd^{-1} . There are three additional significant frequencies which can, however, be attributed to either the primary or the tertiary component of this system (Uytterhoeven et al. 2004a,b).

HD 160578 - κ Sco.— (25) K. Uytterhoeven (private communication) confirms one pulsation mode at 4.99922 cd^{-1} , together with its first harmonic. All other additional frequencies mentioned in the literature can be explained by means of a rotational modulation effect between a non-radial mode and the rotation of the star in presence of spots on the stellar surface, but a pure non-radial pulsation model cannot be excluded at the time being (Harmanec et al. 2004).

HD 165174 - V986 Oph.— (26) This is by far the hottest, most massive and most luminous β Cephei star; it also has one of the longest periods. The nature of this mild Be star has been discussed in detail by Cuypers et al. (1989), and we agree with these authors that there is no compelling reason not to consider it a β Cephei star. It satisfies our definition of this group of pulsating stars.

TABLE 2
CANDIDATE β CEPHEI STARS

HD HR/Cluster	HIP BD/CD	name other name	RA [h m s] DE ($^{\circ}$ ' ")	V [mag] MK	Reference Notes
NGC 663 114			01 46 40 +61 09 52	12.4 —	188
13494		AG+56 243 V352 Per	02 13 37 +56 34 14	9.3 B1 III	039, 077
14053 NGC 869 612	+56 498		02 18 23 +57 00 37	8.5 B1 II	039
14250	+56 545	AG+56 292 V359 Per	02 20 16 +57 05 55	9.1 B1 IV	039
	+56 589	AG+57 301 V360 Per	02 22 50 +57 30 42	9.6 B1 III	039
21856 1074	16518 +34 674		03 32 40 +35 27 42	5.9 B1 V	024, 231 not variable in 024, (13)
NGC 1502 37			04 07 43 +62 19 39	9.3 B1.5 V	039, 042 (27)
NGC 150 26	+61 675		04 07 44 +62 10 04	9.6 B2 IV	042
25638 NGC 1502 1	19272 +61 676A		04 07 51 +62 19 48	6.9 B0 III	042
32990 1659	23900 +24 755	103 Tau	05 08 06 +24 15 55	5.5 B2 V	231 (2)
34656	24957 +37 1146		05 20 43 +37 26 19	6.8 O7e III	006, 022, 025, 182 (28)
35149 1770	25142 +03 871	23 Ori	05 22 50 +03 32 40	5.0 B1 V	231, 230 (13)
36166 1833	25751 +01 1032		05 29 55 +01 47 21	5.7 B2 V	231 (13)
36512 1855	25923 -07 1106	ν Ori 36 Ori	05 31 56 -07 18 05	4.6 B0 V	014, 088, 184 (29)
36695 1868	26063 -01 943	VV Ori	05 33 31 -01 09 22	5.4 B1 V	231, 230 (2), (13)
36819 1875	26248 +23 954	121 Tau	05 35 27 +24 02 23	5.4 B2.5 IV	231, 233 (13)
37756 1952	26736 -01 1004		05 40 51 -01 07 44	4.95 B2 IV-V	231 (2)
38622 1993	27364 +13 979	133 Tau	05 47 43 +13 53 59	5.27 B2 IV-V	231, 234 (15)
39291 2031	27658 -07 1187	55 Ori	05 51 22 -07 31 05	5.3 B2 IV-V	071, 153, 231 not variable in 153, (13)

TABLE 2—*Continued*

HD HR/Cluster	HIP BD/CD	name other name	RA [h m s] DE ($^{\circ}$ ' ")	V [mag] MK	Reference Notes
40494 2106	28199 -35 2612	γ Col	05 57 32 -35 16 59	4.4 B2.5 IV	230, 234 star in double system
252248 NGC 2169 5	29121	AG+13 539 V917 Ori	06 08 27 +13 55 51	8.8 B2 V	039, 077, 090 possible Be star
43078	29687 +22 1243	AG+22 667 LR Gem	06 15 15 22 18 04	8.8 B0 IV	039, 077 (30)
44112 2273	30073 -07 1373	7 Mon	06 19 43 -07 49 23	5.2 B2.5 V	231, 230 (2), (13)
45546 2344	30772 -04 1526	10 Mon	06 27 57 -04 45 44	5.04 B2 V	231 star in double system
51630 2603	33447 -22 1616		06 57 15 -22 12 10	6.6 B2 III/IV	026, 043
53755 2670	34234 -10 1862	ADS 5782 A V569 Mon	07 05 50 -10 39 36	6.5 B0.5 V	039, 057, 087, 149 (31)
63949 3058	38159 -46 3460	QS Pup	07 49 12 -46 51 27	5.8 B1.5 IV	057, 095 (32)
68324 3213	39970 -47 3653	IS Vel	08 09 43 -47 56 13	5.2 B2 IV	026, 057, 142
69081 3240	40321 -35 4358	OS Pup	08 13 58 -36 19 20	5.1 B1.5 IV	079, 230 (13), in 079 slow variable
70839 3293	40932		08 21 12 -57 58 24	5.9 B1.5 III	230 (13)
70930 3294	41039 -48 3734	B Vel	08 22 32 -48 29 25	4.8 B1 V	230 double or multiple star, (13)
72108 3358	41616 -47 4004		08 29 05 -47 55 44	5.3 B2 IV	230 double or multiple star
72127 3359	41639 -44 4462		08 29 28 -44 43 29	4.99 B2 IV	230 double system, (13)
74071 3440	42459	HW Vel	08 39 24 -53 26 23	5.4 B5 V	043, 083
74273 3453	42614 -48 4020		08 41 05 -48 55 22	5.9 B1.5 V	230 (3), (13)
74455 3462	42712 -47 4251	HX Vel	08 42 16 -48 05 57	5.5 B1.5 Vn	230, 237 susp. ell. var in 237, (13), (33)
74575 3468	42828 -32 5651	α Pyx	08 43 36 -33 11 11	3.7 B1.5 III	043, 178, 179 (34), IR standard star
74753 3476	42834 -49 3761	D Vel	08 43 40 -49 49 22	5.1 B0 IIIIn	230 (13)

TABLE 2—*Continued*

HD HR/Cluster	HIP BD/CD	name other name	RA [h m s] DE ($^{\circ}$ ' ")	V [mag] MK	Reference Notes
86466 3941	48799 -52 3465	IV Vel	09 57 11 -52 38 20	6.1 B3 IV	010, 079 (35)
89688 4064	50684 +03 2352	RS Sex 23 Sex	10 21 02 +02 17 23	6.6 B3.2 IV	077, 078, 242 $P_{\text{Hipparcos}} \sim 0.129$ d
96446	54266 -59 3544	V430 Car	11 06 06 -59 56 59	6.7 B2 I He	075, 158 (36), He strong
97533	54753 -57 3772		11 12 36 -58 38 38	8.4 B1:Vn	229
		V770 Cen	11 21 09 -60 32 13	12.4 B5 e	045 Be star
NGC 3766 67		V847 Cen	11 36 14 -61 37 36	9.9 B2Vp	165 (37)
104337 4590	58587 -18 3295	TY Crv 31 Crt	12 00 51 -19 39 32	5.3 B1.5 V	023, 231 (2), ell. var. in 023, (38)
108483 4743	60823 -49 7115	σ Cen	12 28 02 -50 13 50	3.9 B2 V	230, 153 (13)
112092 4898	63003	μ 1 Cru	12 54 36 -57 10 41	3.9 B2 IV-V	230, 238 double syst., not var. in 079 and 238
120307 5190	67464	ν Cen	13 49 30 -41 41 15	3.4 B2 V	009, 051, 052, 076, 116, 198 (39)
121743 5248	68245 -41 8329	ϕ Cen	13 58 16 -42 06 03	3.8 B2 IV	071, 079, 160, 230, 222 var. in 071, not var. in 079 and 160
121790 5249	68282 -44 9010	ν 01 Cen	13 58 41 -44 48 13	3.8 B2 IV-V	160, 230, 222 (13), not var. in 160
132058 5571	73273 -42 9853	β Lup	14 58 32 -43 08 02	2.7 B2 III	009, 051, 060 (13)
132200 5576	73334 -41 9342	κ Cen	14 59 10 -42 06 15	3.1 B2 IV	230, 222
136504 5708	75264 -44 10066	ϵ Lup	15 22 41 -44 41 23	3.4 B2 IV-V	230, 222 (2), (13)
142669 5928	78104 -28 11714	ρ Sco 5 Sco	15 56 53 -29 12 51	3.9 B2 IV-V	076, 230 (2), (13)
142883 5934	78168 -20 4364		15 57 40 -20 58 59	5.9 B3V	017, 024, 076
143018 5944	78265 -25 11228	π Sco 6 Sco	15 58 51 -26 06 51	2.9 B1 V	023, 076, 230 (2), ecl. bin in 023, (40)
144218 5985	78821 -19 4308	β Sco A	16 05 27 -19 48 07	4.9 B2 V	009, 029, 061, 149 (41)

TABLE 2—*Continued*

HD HR/Cluster	HIP BD/CD	name other name	RA [h m s] DE ($^{\circ}$ ' ")	V [mag] MK	Reference Notes
145502 6027	79374 -19 4333	ν Sco 14 Sco A	16 11 59 -19 27 39	4.13 B2 IV	076, 230, 239 (2)
148703 6143	80911 -34 11044	N Sco	16 31 23 -34 42 16	4.22 B2 III-IV	230, 153, 222
149881	81362 +14 3086	V600 Her	16 36 58 +14 28 31	7.0 B0.5 III	027, 030, 031, 242 (42)
151985 6252	82545 -37 11037	μ 2 Sco	16 52 20 -38 01 03	3.5 B2 IV	230, 222
326327 NGC 6231 28	-41 11007	Braes 669 V962 Sco	16 53 39 -41 47 48	9.7 B1.5 Ve+sh	034, 035 triple system?
NGC 6231 289	-41 11027p		16 54 06 -41 51 13	9.5 B0.5 V	015, 036
NGC 6231 80		V963 Sco	16 54 14 -41 55 01	10.3 B0 Vn	015, 036
NGC 6231 104			16 54 16 -41 49 34	10.2 —	036
NGC 6231 SBL 515	-41 7736		16 54 21 -41 49 30	11.2 B1 Vn	036
163868	88123 -33 12700		17 59 56 -33 24 29	7.4 B5 Ve	229 Be star
171034 6960	91014 -33 13338		18 33 58 -33 00 59	5.3 B2 IV-V	230, 153, 222 (13)
176502 7179	93177 +40 3544	ADS 11910 A V543 Lyr	18 58 47 +40 40 45	6.2 B3 V	017 (43)
NGC 6871 14		V1820 Cyg	20 05 39 +35 45 31	10.8 B2 III	166 (44)
		IC 4996 Hoag 7 V1922 Cyg	20 16 45 +37 40 44	10.9 —	024, 167, 168
		V2190 Cyg	20 33 25 +41 22 04	14.3 —	176
201819 8105	104579 +35 4426		21 11 04 +36 17 58	6.5 B0.5 IVn	024
210808	109505 +62 2045	V447 Cep	22 11 00 +63 23 58	7.3 B5	139 (45)
NGC 7419 BMD 451			22 54 17 60 48 23	15.9 —	189, 190 Be star
NGC 7419 BMD 551			22 54 19 60 48 14	16.4 —	189, 190 Be star

8.4. Notes on individual candidate β Cephei stars

NGC 1502 37.— (27) According to Delgado et al. (1992), Hill (1967) confused this star with NGC 1502 A = NGC 15021. We give its correct identification here and note in addition that NGC 1502 37 is a visual binary.

HD 34656.— (28) This O7e III star was investigated by Fullerton et al. (1991) who detected radial velocity variations with a period of 8.81 h, of which we are however not convinced. Fullerton et al. (1991) inferred that HD 34656 is a pulsating star and excluded the possibilities of the variations originating in rotational modulation of a weak surface feature or motion in a binary system. They associated its variability with β Cephei type pulsation but were reluctant to identify it as such a variable at that time. This star is often cited to be the only O-type β Cephei star pulsator, despite the authors' caution.

HD 36512 - ν Ori.— (29) Although the periods claimed for this star in the literature imply SPB-like variability, our amplitude spectrum of its *Hipparcos* data has the highest peak at a period of 0.146 d indicating a β Cephei nature of the pulsation.

HD 43078.— (30) Hill (1967) suggests the presence of a fairly convincing 0.23887 d period for this star, which is however not present in the *Hipparcos* data. The Strömgren colors of this star are unusual, placing it considerably below the ZAMS, and are inconsistent with its spectral classification.

HD 53755 - V569 Mon.— (31) Balona (1977) found a period of 0.18 d. In the *Hipparcos* data we could not detect any convincing periodicity. The highest peak in the amplitude spectrum of these data is at 0.66 d which is too long for β Cephei type pulsation.

HD 63949 - QS Pup.— (32) There are doubts about the presence of the 0.1182 d variation in the 1975 data set as well as about the 0.108 d variation (C. Sterken, private communication). The *Hipparcos* amplitude spectrum for this star indicates no variability exceeding 4 mmag.

HD 74455.— (33) Morris (1985) suspected it to be an ellipsoidal variable; confirmed in *Hipparcos* data (this work); see also Waelkens & Rufener (1983a)

HD 74575 - α Pyx.— (34) Van Hoof (1973a)

concluded from RV measurements that this star is a β Cephei variable; Balona (1977) found it not variable in RV whereas Sterken & Vander Linden (1983) found a well defined sinusoidal velocity curve with a probable period of 5 hr, but from one night only.

HD 86466 - IV Vel.— (35) The available data are not conclusive. Jakate (1979b) places this star in his "suspected β Cephei stars" table. The highest peak in the amplitude spectrum of the *Hipparcos* data of the star is at a 0.105 d period, but a 0.55 d variation is almost equally probable.

HD 96446 - V430 Car.— (36) This Bp star shows a 0.8514 d period resulting from rotation, but a possible secondary period near 0.26 d could be due to pulsation (Matthews & Bohlender 1991).

NGC 3766 67 - V847 Cen.— (37) The frequency of the light variation of this candidate β Cephei star is close to 4 cycles per sidereal day, which could indicate an extinction problem, and low-frequency variability also seems to exist.

HD 104337.— (38) Ellipsoidal variability is confirmed by *Hipparcos* data (this work).

HD 120307 - ν Cen.— (39) This is a single lined spectroscopic binary and a Be star see Cuypers et al. (1989). The period of 0.4255 d results in $Q=0.107$ d, which is too large for β Cephei pulsation. Most of the other periods found for this star are too long for β Cephei pulsation as well. Schrijvers & Telting (2002) however detected seven frequencies spectroscopically, that they attributed to high degree modes ($\ell > 5$) which could be connected to β Cephei type pulsation or be ζ Ophiuchi-like line profile variability.

HD 143018.— (40) Ellipsoidal variable with $P=1.570$ d, see Stickland et al. (1996).

HD 144218 - β Sco A.— (41) Binary system; β Cep candidate with a tentative period of $P=0.1733$ d (see Holmgren et al. 1997).

HD 149881 - V600 Her.— (42) Possibly an ellipsoidal variable with a β Cephei component (De Cat et al. 2004). Pulsational variability not detectable in *Hipparcos* data within a limit of 4.5 mmag.

HD 176502 - V543 Lyr.— (43) Visual double star. The *Hipparcos* data clearly indicate that the star is variable, but the time scale remains unknown due to aliasing; it could be either several days or 2.5 hr.

NGC 6871 14 - V1820 Cyg.— (44) Few vari-

TABLE 2—*Continued*

HD HR/Cluster	HIP BD/CD	name other name	RA [h m s] DE ($^{\circ}$ ' ")	V [mag] MK	Reference Notes
217035	+62 2136	KZ Cep	22 56 31 +62 52 07	7.7 B0 V	039, 048 maybe Be star

ability measurements of this candidate β Cephei star are available, and the star is under-luminous for the rather long period claimed.

HD 210808 - V447 Cep.— (45) The analysis of this star’s *Hipparcos* photometry reveals a primary period of 0.314 d, and a possible secondary period of 0.460 d (Koen 2001). The late spectral type of the star is inconsistent with its Strömgren $H\beta$ index (2.639), suggesting a possible Be nature. The star is also known as a visual binary and as an X-ray source.

TABLE 3
POOR AND REJECTED β CEPHEI CANDIDATES

HD HR/Cluster	HIP BD/CD	name other name	RA DE ($^{\circ}$ ' ")	V [mag] MK	Ref Notes
3379	2903	53 Psc	00 36 47	5.9	070, 071
155	+14 76	AG Psc	15 13 54	B2.5 IV	SPB star
			01 32 37	9.5	228
	+61 285		+61 58 12	B0.5 III:	$P \sim 2$ d, aliasing mistake in reference
13051	10541	V351 Per	02 09 26	8.6	072, 077
	+55 554		+56 59 30	B1 IV:	$P_{\text{Hipparcos}} \sim 2.5$ d
13544	10391	AG+53 218	02 13 52	8.9	017, 039, 084
+53 480		V353 Per	+53 54 53	B0.5 IV	(46)
			02 16 58	9.2	028, 039, 072
NGC 869 49	+56 473	V356 Per	+57 07 49	B0.5 IIIIn	Be star, (16)
		NSV 776	02 18 58	11.0	019
NGC 869 963		Oo 963	+57 08 18	B2 IV	(16)
13745		AG+55 231	02 15 46	7.9	039, 242
		V354 Per	+55 59 47	O9.7 II	(17)
13831	10615		02 16 39	8.3	164
	+56 469	V473 Per	+56 44 16	B0 IIIp	(47)
13866	10641	V357 Per	02 16 58	7.5	039, 072
	+56 475		+56 43 08	B2 Ib	(16)
15239	11604		02 29 38	8.5	040
St7-28	+60 487	V528 Cas	+60 39 26	B2.5V+sh	$P_{\text{Hipparcos}} \sim 1$ d
15752	11953	AG+58 273	02 34 12	8.8	039
	+57 589	V362 Per	+58 24 20	B0 III	(17)
16429A	12495	STF 284A	02 40 45	7.9	039, 152
	+60 541	V482 Cas	+61 16 56	O9.5 III	(48)
19374	14514	53 Ari	03 07 26	6.1	078, 153, 243
938	+17 493	UW Ari	17 52 48	B1.5 V	(16)
23480	17608	Merope	03 46 20	4.2	020, 021, 144
1156	+23 522	V971 Tau	+23 56 54	B6 IVe	periodic Be star, $P = 0.49$ d
24640	18434	NSV 1418	03 56 29	5.5	041, 231
1215	+34 768		+35 04 51	B1.5 V	(49)
27396	20354	53 Per	04 21 33	4.8	154, 155
1350	+46 872	V469 Per	+46 29 56	B4 IV	SPB star
28114	20715		04 26 21	6.1	156
1397	+08 687	V1143 Tau	+08 35 25	B6 IV	SPB star
28446	21148	DL Cam	04 32 01	5.8	023, 024
1417	+53 779	1 Cam	+53 54 39	B0 IIIIn	(50) probably SPB
33328	23972	λ Eri	05 09 09	4.2	006, 084, 144, 182
1679	-08 1040	69 Eri	-08 45 15	B2 IVne	periodic Be star, $P = 0.702$ d

TABLE 3—*Continued*

HD HR/Cluster	HIP BD/CD	name other name	RA DE ($^{\circ}$ ' ")	V [mag] MK	Ref Notes
35468 1790	25336 +06 919	γ Ori 24 Ori	05 25 08 +06 20 59	1.6 B2 III	180, 181 (51)
37776	26742 -01 1005	V901 Ori	05 40 56 -01 30 26	6.9 B2 IV	016, 039, 067 (52)
38010	26998 +25 941	V1165 Tau	05 43 39 25 26 22	6.8 B1 Vpe	157 Be star, $P_{\text{Hipparcos}} \sim 0.67$ d
252214 NGC 2169 2	29106 +13 1120	AG+13 535 V916 Ori	06 08 18 13 58 18	8.1 B2.5 V	039, 077, 090 (16)
43837	30041 +20 1369	AG+20 661	06 19 17 +20 34 48	8.5 B2 Ibp...	017, 074, $P_{\text{Hipparcos}} \sim 2$ d
43818	30046 +23 1300	LU Gem 11 Gem	06 19 19 +23 28 10	6.9 B0 II	074, 079, 089 (53)
47432 2442	31766 +01 1443	V689 Mon	06 38 38 +01 36 49	6.2 O 9.5 III	017, 043, 044 $P_{\text{Hipparcos}} \sim 2$ d
51309 2596	33347 -16 1661	ι CMa 20 CMa	06 56 08 -17 03 15	4.4 B3 Ib/II	046, 071, 088 (54)
53974 2678	34301 -11 1790	FN CMa	07 06 41 -11 17 39	5.4 B0.5 IV	039, 043, 077 $P_{\text{Hipparcos}} \sim 1$ d
55857 2734	34924 -27 3789	GY CMa ALS 255	+07 13 36 -27 21 23	6.1 B0.5 V	079, 191, 192 (16)
55958 2741	34937 -30 4143	GG CMa	07 13 47 -03 01 51	6.6 B2 IV	026, 027 (16)
57219 2790	35406 -36 3519	v 02 Pup NW Pup	07 18 39 -36 44 34	5.1 B2 IVne	022, 086, 172 (55)
65575 3117	38827	χ Car	07 56 47 -52 58 57	3.4 B3 IVp	046, 084, 085, 153 (56)
67536 3186	39530 -62 330	V375 Car	08 04 43 -62 50 11	6.2 B2.5 Vn	079, 081, 084 Be star, $P_{\text{Hipparcos}} = 1.01646$ d
74195 3447	42536	o Vel	08 40 18 -52 55 19	3.6 B3 IV	029 SPB star
74375 3457	42568 -59 2020	d Car V343 Car	08 40 37 -59 45 40	4.3 B1.5 III	017, 081, 082 $P_{\text{Hipparcos}} = 2.37952$ d
74280 3454	42799 +03 2039	η Hya 7 Hya	08 43 14 +03 23 55	4.9 B3 V	046, 149, 150 $P_{\text{Hipparcos}} \sim 2.2$ d
77002 3582	43937 -58 2347	b01 Car V376 Car	08 56 58 -59 13 45	4.9 B2 IV-V	079, 080, 160 (16)
77320 3593	44213 -42 4875	IU Vel	09 00 22 -43 10 26	6.1 B2.5 Vne	021, 022, 144 periodic Be star ($P=0.612$ d)

TABLE 3—*Continued*

HD HR/Cluster	HIP BD/CD	name other name	RA DE ($^{\circ}$ ' ")	V [mag] MK	Ref Notes
85953 3924	48527 -50 4622	V335 Vel	09 53 50 -51 08 48	5.9 B2 III	029 SPB star
92007 NGC 3293 26	-57 3350	V379 Car	10 35 59 -58 14 15	8.2 B1 III	001, 005, 009, 049, 144 periodic Be star ($P=1.754$ d)
98410	55207 -62 505	ALS 2299 V536 Car	11 18 18 -62 58 28	8.8 B2/B3 Ib/II	023 $P_{\text{Hipparcos}} = 1.45325$ d
104841 4603	58867 -62 610	θ^2 Cru	12 04 19 -63 09 57	4.7 B2 IV	046, 079 (57)
106490 4656	59747 -58 4466	δ Cru	12 15 09 -58 44 56	2.8 B2 IV	043, 046, 047, 151, 153, 230 (58)
109668 4798	61585 -68 1104	α Mus	12 37 11 -69 08 08	2.7 B2 IV-V	043, 046, 079, 153 (59)
NGC 4755 418	-59 4542	BT Cru	12 53 36 -60 23 46	9.6 B2 V	002, 032, 033, 193, 230 (16)
NGC 4755 215			12 53 38 -60 22 49	11.6	001, 004, 054 $P=0.355$ d, SPB star?
NGC 4755 105		BV Cru	12 53 39 -60 21 12	8.7 B0.5 IIIIn	002, 033, 193 $P \sim 1$ d or 2 d, possible binary
112078 4897	63007 -58 4794	λ Cru	12 54 39 -59 08 48	4.6 B4 Vne	010, 022, 047, 077, 144 $P_{\text{Hipparcos}} = 0.35168$ d, $Q = 0.11$ d
116072 5034	-60 4639	V790 Cen	13 22 36 -60 58 19	6.2 B2.5 Vn	084, 159 β Lyr-type eclipsing binary
122980 5285	68862 -40 8405	χ Cen	14 06 03 -41 10 47	4.4 B2 V	160 (60)
130903	72710 -40 9037	He 3-1034 V1018 Cen	14 51 58 -40 48 21	7.9 B2p	023, 053, 161 (61)
160762 6588	86414 +46 2349	ι Her 85 Her	17 39 28 +46 00 23	3.8 B3 IV	162, 163 (62)
160124 NGC 6405 100	86432 -32 13072	V994 Sco	17 39 38 -32 19 13	7.2 B3 IV	014, 175 SPB star
180125	94588 +10 3839	V1447 Aql	19 14 58 +10 24 34	7.4 B8 V	023, 161 $P_{\text{Hipparcos}} = 2.1678$ d
180968 7318	94827 +22 3648	ES Vul 2 Vul	19 17 44 +23 01 32	5.4 B0.5 IV	084, 114, 144 periodic Be star ($P=1.27$ d)
188439 7600	97845 +47 2945	V819 Cyg	19 53 01 +47 48 28	6.3 B0.5 IIIIn	017, 114 (63)
189687 7647	98425 +36 3806	25 Cyg V1746 Cyg	19 59 55 +37 02 34	5.1 B3 IVe	037, 038 Be star

TABLE 3—*Continued*

HD HR/Cluster	HIP BD/CD	name other name	RA DE ($^{\circ}$ ' ")	V [mag] MK	Ref Notes
195556 7844	101138 +48 3142	ω^1 Cyg 45 Cyg	20 30 04 +48 57 06	4.9 B2.5 IV	024 (64)
204076	105912 -32 16569	BR Mic	21 27 01 -31 56 20	8.8 B2 II	123 $P_{Hipparcos} \sim 3.6$ d
217811 8768	113802 +43 4378	LN And	23 02 45 +44 03 32	6.4 B2 V	170 (65)
224559 9070	118214 +45 4381	LQ And AG+46 2225	23 58 46 46 24 47	6.5 B4 Vne	144, 169, 171 periodic Be star ($P=0.619$ d)

8.5. Notes on individual rejected β Cephei stars

HD 13544 - V353 Per.— (46) Two periods of 0.6647 and 0.7724 d explain this star's *Hipparcos* photometry.

HD 13831 - V473 Per.— (47) Be star. Published data indicate short-period variability, but *Hipparcos* photometry (this work) fails to confirm that.

HD 16429A - V482 Cas.— (48) This star is a speckle binary in a triple system; also a radio emitter and an X-ray source. Time scales present in its *Hipparcos* light curves are of the order of $P=1.7\text{--}2.5$ d.

HD 24640.— (49) The published radial velocity curves are not convincing. Variability time scales in the star's *Hipparcos* photometry are longer than 1.5 d.

HD 28446 - 1 (DL) Cam.— (50) Our analysis of this star's *Hipparcos* photometry results in candidate periods considerably longer than those of β Cephei type pulsation; it is also possible that parts of eclipses were observed by the satellite.

HD 35468 - γ Ori.— (51) Krisciunas (1994) and Krisciunas & Luedke (1996) suspect this is a low amplitude, possibly irregular variable. However, their measurements are too scarcely sampled to enable a search for periods in the range of β Cephei pulsations.

HD 37776 - V901 Ori.— (52) This is a rapidly rotating magnetic CP star (Catalano & Renson 1998). We determine a period of 1.538 d from its *Hipparcos* photometry.

HD 43818 - 11 (LU) Gem.— (53) Most recent data (Percy 1984) show no evidence for variability on a time scale <0.2 d but on a time scale of >0.2 d or more likely >0.5 d. The period derived in that paper is $P=1.25$ d. Period from *Hipparcos* ~ 2.1 d (this work).

HD 51309 - ι CMa.— (54) There are no new data since the work of Balona & Engelbrecht (1985b). In their work the star was defined as a 53 Per star with a tentative period of 1.3947 d.

HD 57219 - ν 02 Pup.— (55) Our analysis of this star's *Hipparcos* data shows little evidence for variability, contrary to the suggestion of low-signal variability by Balona et al. (1992). The spectral classification of the star is also a matter of debate (see Dachs et al. 1981). Renson et al. (1991) classify the star as B3 and He strong, which seems

to be the classification most consistent with its Strömgren colors.

HD 65575 - χ Car.— (56) The *Hipparcos* light curves show no evidence for variability within a limit of 3 mmag.

HD 104841 - θ^2 Cru.— (57) Claimed to be an ultra-short period pulsator (Jakate 1979b), but not confirmed. The *Hipparcos* photometry is consistent with a double-wave light variation with a period of 3.4 d.

HD 106490 - δ Cru.— (58) Variability dubious, and if present, of long period (3.6 d). *Hipparcos* photometry shows no variability above 3 mmag.

HD 109668 - α Mus.— (59) Variability dubious, and if present, of long period. *Hipparcos* photometry shows no variability above 2.5 mmag. Radial velocity variable.

HD 122980 - χ Cen.— (60) No short period light variations. The *Hipparcos* data indicate possible slower low-amplitude variability (this work). Radial velocity variable.

HD 130903 - V1018 Cen.— (61) The *Hipparcos* data can be folded with a period of 1.65064 d to give a double-wave light curve. Although only few measurements are available, we suspect the star is a binary-induced variable.

HD 160762 - ι Her.— (62) Slowly pulsating B star with suspected, but unconfirmed shorter-period variations. Cannot be considered to be a β Cephei star for the time being.

HD 188439 - V819 Cyg.— (63) The *Hipparcos* period of this OB runaway star is 0.71373 d, resulting in $Q = 0.10$ d.

HD 195556 - ω^1 Cyg.— (64) The available data, including the *Hipparcos* photometry indicate several possible or unstable periods, all of which are however longer than 15 hr.

HD 217811 - LN And.— (65) Claimed to be an ultra-short period pulsator, but not confirmed. A 3-day period explains the variations in the *Hipparcos* photometry.

TABLE 4
PULSATION PERIODS FOR STARS FROM TABLE 1. THE LETTER p AFTER A
GIVEN PERIOD DENOTES A PHOTOMETRIC DETECTION AND s A
SPECTROSCOPIC ONE. UNCERTAINTIES OF THE PERIODS ARE IN THE LAST
DIGITS.

Identifier	Period [d]	Reference, (Note)
HD 886	0.1517502ps	196
V909 Cas	0.207p	145
NGC 663 4	0.194047p	188
V611 Per	0.1716946p	019
V665 Per	0.242342p 0.199545p +more	146 this work
V614 Per	0.1326359p	019
NGC 884 2246	0.184188p 0.170765p	018
V595 Per	0.31788p	018
HD 16582	0.1611ps	s: 201, p: 202
HD 21803	0.201779ps 0.198085ps 0.227099p +more	203, 242 204, 242 204, 242 242
HD 24760	0.1887s 0.1698s 0.1600s 0.1455s 0.13976s 0.1911s	148; (66) s: 206, not found in 148 s: 206, not found in 148
HD 29248	0.1735126ps 0.1768681ps 0.1779337ps 0.1773937ps 0.126619ps 0.16015ps 0.15969ps 0.16074s 0.1389p	207
HD 35411	0.133s	208; (67)

TABLE 4—*Continued*

Identifier	Period [d]	Reference, (Note)
HD 35715	0.0954s 0.0932s	177
HD 44743	0.2512988ps 0.25003ps 0.23904ps	p: 011, s: 103, rv: 210 011, 103, 211, rv: 210 011, rv: 210, 212
HD 46328	0.2095754p	094
HD 50707	0.18464ps 0.1932ps 0.1924p	094 213
HD 52918	0.191207ps 0.204517ps	174; (68)
HD 56014	0.0919p	p: 197
HD 59864	0.238p: 0.243p:	141; (69)
HD 61068	0.166385p 0.164921p	094; (70)
HD 64365	0.201584p + more	this work; (71)
HD 64722	0.11541p 0.1168 or 0.1323p	214; (72)
HD 71913	0.20578p	058
HD 78616	0.21569ps	094, 103; (73)
HD 80383	0.18316p 0.18647p 0.1847p	003
HD 90288	0.10954p 0.12024p 0.10344p 0.1295p	003
HD 303068	0.1457p 0.1487p	001; (74)

TABLE 4—*Continued*

Identifier	Period [d]	Reference, (Note)
HD 303067	0.1684p 0.1751p 0.1643p	001; similar situation as for HD 303068
V403 Car	0.251p	001; similar situation as for HD 303068
V412 Car	0.114p:	001
V404 Car	0.16p:	001; (75)
V405 Car	0.152p 0.158p 0.1841p:	001 094
V378 Car	0.1600p 0.2070p 0.177p:	001
V440 Car	0.179p:	140
V406 Car	0.1756p 0.1785p	001; similar situation as for HD 303068
V380 Car	0.2274p	001
V381 Car	0.1773p 0.1502p 0.1397p	001 215 215
HD 109885	0.17054p 0.16806p 0.1616p 0.1752p	003
HD 111123	0.1911846ps 0.1678228ps 0.1827430ps	216; (76) 217
BS Cru	0.151p 0.156p 0.163p 0.137p 0.157978p	004 193
NGC 4755 113	0.233p	002

TABLE 4—*Continued*

Identifier	Period [d]	Reference, (Note)
NGC 4755 405	0.125p 0.128p	004
CT Cru	0.131p	004
CV Cru	0.179p 0.128p	004
CZ Cru	0.159p 0.108p 0.1386p	004 001
CX Cru	0.182p	004
CY Cru	0.159p	002
NGC 4755 210	0.093p	004
BW Cru	0.205p 0.220p 0.190p 0.1623p	004 193
HD 112481	0.254537p 0.259618p	094
HD 116658	0.173787ps	218; (77)
HD 118716	0.169608ps 0.17696ps 0.1617s 0.1356s 0.1308s	200, 232 060, 232
HD 122451	0.153496s 0.155920s 0.153960s	059 (Balona’s photometric period uncertain)
HD 126341	0.17736934ps	219
HD 129056	0.25984663ps 0.2368ps	094 220
HD 129557	0.1275504ps 0.142516p	221 222

TABLE 4—*Continued*

Identifier	Period [d]	Reference, (Note)
	0.134769p	
HD 129929	0.1547581p	223
	0.1433013p	
	0.1550486p	
	0.1430527p	
	0.1517234p	
	0.1435509p	
HD 136298	0.198ps	068, 200; (78)
HD 144470	0.067s	092
HD 145794	0.15991p	093; (79)
	0.1918p	
HD 147165	0.246829ps	098
	0.239661ps	
HD 147985	0.132312ps	102
	0.144930ps	103
	0.156656ps	
V945 Sco	0.06706p	100
V1032 Sco	0.11928p	015
	0.07699p	
	0.12040p	
V946 Sco	0.09878p	100
	0.09544p	
	0.09071p	
	0.08550p	
	0.08302p	
V964 Sco	0.087846p	015
	0.067575p	
	0.055328p	
V947 Sco	0.10788p	100
	0.06096p	
V920 Sco	0.10119p	100
	0.10765p	
	0.10389p	

TABLE 4—*Continued*

Identifier	Period [d]	Reference, (Note)
	0.12137p 0.09114p	
HD 156327B	0.146p 0.136p	185; (80)
HD 156662	0.16890p 0.18861p 0.16978p	102
HD 157056	0.1405280ps 0.13722p 0.13569p 0.13391p 0.12877p 0.12699p 0.12542p	106
HD 157485	0.2212p 0.2240p	058
HD 158926	0.2138272ps + more	108, see (24)
HD 160578	0.19983ps	108, see (25)
HD 163472	0.13989010ps 0.1466s	112, 242 113, 242
HD 164340	0.1529341p 0.1567948	229 229
HD 165174	0.303ps	116, 242
HD 165812	0.1759p 0.2180p	058
HD 166540	0.23299p 0.22729p	119
HD 180642	0.18225ps	058, 242
NGC 691018	0.156539p 0.162486p	194

TABLE 4—*Continued*

Identifier	Period [d]	Reference, (Note)
	0.148877p	
NGC 6910 16	0.192198p 0.171077p 0.239556p	194
NGC 6910 14	0.190396p	194
NGC 6910 27	0.143010p	194
V2187 Cyg	0.25388p	176
HD 199140	0.20104444ps	122, 224
HD 203664	0.16587ps +more	058, 242 242
HD 205021	0.1904870ps 0.2031s 0.1967s 0.1859s 0.18460s	126 225
NGC 7235 8	0.202890p 0.177898p	186
HN Aqr	0.15231ps	129, 130
HD 214993	0.23583ps 0.19738ps 0.19309ps 0.1917p 0.1884p 0.18747ps 0.18215ps 0.1711p 0.1350p	091 226
HD 216916	0.1691670ps 0.1708555ps 0.1817325ps 0.1816843p	227 240

8.6. Notes on individual frequencies

HD 24760 - ϵ Per.– (66) A period at 0.0945 d was detected by Smith et al. (1987) as well as Gies et al. (1999). We assume that this is a harmonic of the main pulsation mode at $P=0.1887$ d.

HD 35411 - η Ori.– (67) A period at 0.43208 d was found by Waelkens & Lampens (1988) in their photometric data. It is doubtful if it originates from pulsation.

HD 52918 - 19 Mon.– (68) A period at 5.88 d was also detected (Balona et al. 2002), which is too long for β Cephei-type pulsation.

HD 59864 - V350 Pup.– (69) Sterken & Jerzykiewicz (1990) demonstrated the multiperiodicity of this star, but could not give unambiguous period determinations due to aliasing. The choice of the primary frequency also affects all others. The periods we list are the most likely ones from the work by Sterken & Jerzykiewicz (1990).

HD 61068 - PT Pup.– (70) Heynderickx (1992) reports two frequencies that we list in Table 4. This author however noted aliasing problems in his period determinations. Amplitude variability also seems present. In addition, the *Hipparcos* data for this star (Koen & Eyer 2002) do not confirm the periodicities listed by Heynderickx (1992). More observations of this star are clearly necessary to determine the periodic content of its variability properly.

HD 64365 - QU Pup.– (71) Frequency analyses by Sterken & Jerzykiewicz (1980) and Heynderickx (1992) had periods of 0.1678 d and 0.1927 d in common. However, our analysis of the *Hipparcos* photometry of that star resulted in a 0.2016 d period, which is the 1 c/d alias of the 0.1678 d period given by the previous authors. As we suspect that the prewhitening of this erroneous period from single-site data had generated spurious secondary signals, we only list the frequency found in the *Hipparcos* data. We do point out that the star is multiperiodic in any case.

HD 64722 - V372 Car.– (72) Aliasing mistake by Heynderickx (1992), solved by re-analysis of *Hipparcos* data, this work.

HD 78616 - KK Vel.– (73) There may be another independent pulsation mode at half the period we listed.

HD 303068.– (74) Different authors list up to 5 different frequencies (see Engelbrecht 1986; Heyn-

derickx 1992), of which only two are in common in the different studies.

V404 Car.– (75) Additional periods of 0.1742 d and 0.1506 d are listed by Engelbrecht (1986), but they were not confirmed by other work.

HD 111123 - β Cru.– (76) More frequencies are possibly present, but we are unsure whether they originate from pulsation (Cuypers et al. 2002).

HD 116658 - α Vir.– (77) The only periodicity that we regard convincing in the analyses of this star is 0.1738 d. Smith (1985) found a number of additional signals in his line-profile analysis. We support the suggestion by Aerts & De Cat (2003) that more spectroscopic data have to be analyzed before a definite conclusion about the presence of the additional periodicities can be made.

HD 136298 - δ Lup.– (78) Photometric period likely an alias of the spectroscopic one quoted.

HD 145794 - V349 Nor.– (79) The value of the second period of this star is uncertain due to aliasing (Waelkens & Heynderickx 1989).

HD 156327B - V1035 Sco.– (80) The V amplitude is 35 mmag; spectroscopic variability was detected, but no period could be determined.

9. List of references and according numbers in the text

- [001] Balona et al. (1997)
- [002] Balona & Koen (1994)
- [003] Handler et al. (2003)
- [004] Stankov et al. (2002)
- [005] Cugier et al. (1994)
- [006] Balona (1975)
- [007] Stankov et al. (2003)
- [008] Lesh & Aizenman (1978)
- [009] Duflot et al. (1995)
- [010] Evans (1967)
- [011] Shobbrook (1973a)
- [012] Kilkenney & Hill (1975)
- [013] Feast (1963)
- [014] Waelkens (1991)
- [015] Balona & Engelbrecht (1985a)
- [016] Catalano & Renson (1998)
- [017] Koen & Eyer (2002)
- [018] Krzesiński & Pigulski (1997)
- [019] Krzesiński et al. (1999)
- [020] McNamara (1985)
- [021] Balona (1990)
- [022] Balona et al. (1992)

- [023] Kazarovets et al. (1999)
- [024] Jerzykiewicz (1993a)
- [025] Fullerton et al. (1991)
- [026] Jerzykiewicz & Sterken (1977)
- [027] Morris (1985)
- [028] Steele et al. (1999)
- [029] Aerts et al. (1999)
- [030] Antokhina & Barannikov (1996)
- [031] Hill et al. (1976)
- [032] Stankov (2005)
- [033] Jakate (1978)
- [034] Balona & Laney (1995)
- [035] García & Mermilliod (2001)
- [036] Arentoft et al. (2001)
- [037] Percy et al. (2002)
- [038] Pavlovski et al. (1997)
- [039] Hill (1967)
- [040] Percy & Madore (1972)
- [041] Jones (1960)
- [042] Delgado et al. (1992)
- [043] Balona (1977)
- [044] Balona & Engelbrecht (1981)
- [045] Vidal et al. (1974)
- [046] Elst (1979b)
- [047] Shobbrook (1981)
- [048] Deupree (1970)
- [049] Feast (1958)
- [050] Hill et al. (1974)
- [051] Aerts & De Cat (2003)
- [052] Gutierrez-Moreno & Moreno (1968)
- [053] Dachs & Kaiser (1984)
- [054] Perry et al. (1976)
- [055] Hill (1970)
- [056] Shobbrook (1973b)
- [057] Wilson (1953)
- [058] Aerts (2000)
- [059] Ausseloos et al. (2002)
- [060] Schrijvers (1999)
- [061] Holmgren et al. (1997)
- [062] Aerts et al. (2004a)
- [063] Robertson et al. (1999)
- [064] Bernacca & Perinotto (1970)
- [065] Hill (1971)
- [066] Aerts et al. (2003)
- [067] Khokhlova et al. (2000)
- [068] Lloyd & Pike (1988)
- [069] Schild (1970)
- [070] Le Contel et al. (2001)
- [071] Kukarkin et al. (1981)
- [072] Mahra & Mohan (1979)
- [073] Irvine (1975)
- [074] Percy (1984)
- [075] Matthews & Bohlender (1991)
- [076] Levato et al. (1987)
- [077] Kukarkin et al. (1971)
- [078] Percy & Au-Yong (2000)
- [079] Jakate (1979b)
- [080] Jakate (1979a)
- [081] Van Hoof (1973b)
- [082] Waelkens & Rufener (1983a)
- [083] Renson & Sterken (1977)
- [084] Grady et al. (1987)
- [085] Leone & Catanzaro (1998)
- [086] Yudin (2001)
- [087] Shobbrook (1983)
- [088] Balona & Engelbrecht (1985b)
- [089] Shobbrook (1978)
- [090] Jerzykiewicz et al. (2003)
- [091] Handler et al. (2004c)
- [092] Telting & Schrijvers (1998)
- [093] Waelkens & Heynderickx (1989)
- [094] Heynderickx (1992)
- [095] Heynderickx et al. (1994)
- [096] Goosens et al. (1984)
- [097] Jerzykiewicz & Sterken (1984)
- [098] Chapellier & Valtier (1992)
- [099] Balona (1983)
- [100] Balona & Shobbrook (1983)
- [101] Shobbrook (1979)
- [102] Waelkens & Cuypers (1985)
- [103] Aerts et al. (1994)
- [104] Henroteau (1922)
- [105] Briers (1971)
- [106] Handler et al. (2004b)
- [107] Shobbrook & Lomb (1972)
- [108] Lomb & Shobbrook (1975)
- [109] De Mey et al. (1997)
- [110] Uytterhoeven et al. (2001)
- [111] Jerzykiewicz (1972)
- [112] Kubiak & Seggewiss (1984)
- [113] Neiner et al. (2003)
- [114] Lynds (1959)
- [115] Jerzykiewicz (1975)
- [116] Cuypers et al. (1989)
- [117] Coté & van Kerkwijk (1993)
- [118] Waelkens et al. (1998)
- [119] Waelkens et al. (1991)
- [120] Plaskett & Pearce (1931)
- [121] Vander Linden & Sterken (1987)
- [122] Aerts et al. (1995)

- [123] Hambly et al. (1994)
- [124] Frost (1906)
- [125] Pigulski & Boratyn (1992)
- [126] Telting et al. (1997)
- [127] Shibahashi & Aerts (2000)
- [128] Waelkens & Rufener (1988)
- [129] Kilkenny & van Wyk (1990)
- [130] Dufton et al. (1998)
- [131] Young (1915)
- [132] Jerzykiewicz (1978)
- [133] Aerts (1996)
- [134] Dziembowski & Jerzykiewicz (1999)
- [135] Walker (1951)
- [137] Dziembowski & Jerzykiewicz (1996)
- [138] Thoul et al. (2003)
- [139] Koen (2001)
- [140] Balona (1994)
- [141] Sterken & Jerzykiewicz (1990)
- [142] Sterken & Jerzykiewicz (1993)
- [143] Engelbrecht (1986)
- [144] Balona (1995a)
- [145] Robb et al. (2000)
- [146] Gomez-Forrellad (2000)
- [147] Slettebak (1968)
- [148] De Cat et al. (2000)
- [149] Abt et al. (2002)
- [150] Saxena & Srivastava (1997)
- [151] Elst (1979a)
- [152] McSwain (2003)
- [153] Adelman (2001)
- [154] De Ridder et al. (1999)
- [155] Chapellier et al. (1998)
- [156] Mathias et al. (2001)
- [157] Jaschek et al. (1980)
- [158] Mathys (1994)
- [159] Waelkens & Rufener (1983b)
- [160] Balona (1982)
- [161] ESA (1997)
- [162] Mathias & Waelkens (1995)
- [163] Chapellier et al. (2000)
- [164] Garrido & Delgado (1982)
- [165] Balona & Engelbrecht (1986)
- [166] Delgado et al. (1984)
- [167] Delgado et al. (1985)
- [168] Hoag et al. (1961)
- [169] Matthews et al. (1991)
- [170] Shaw et al. (1983)
- [171] Percy & Lane (1977)
- [172] Dachs et al. (1981)
- [173] Houk (1982)
- [174] Balona et al. (2002)
- [175] Waelkens & Rufener (1985)
- [176] Pigulski & Kołaczowski (1998)
- [177] Telting et al. (2001)
- [178] Sterken & Vander Linden (1983)
- [179] Van Hoof (1973a)
- [180] Krisciunas & Luedeke (1996)
- [181] Krisciunas (1994)
- [182] Balona (1995b)
- [183] Jerzykiewicz et al. (1988)
- [184] Smith (1981)
- [185] Paardekooper et al. (2002)
- [186] Pigulski et al. (1997)
- [187] Pietrzynski (1997)
- [188] Pigulski et al. (2001)
- [189] Beauchamp et al. (1994)
- [190] Kołaczowski et al. (2002)
- [191] Breger et al. (1991)
- [192] Balona & Cuypers (1993)
- [193] Koen (1993)
- [194] Kołaczowski et al. (2004a)
- [195] Handler et al. (2004a)
- [196] Valtier et al. (1985)
- [197] Balona & Krisciunas (1994)
- [198] Schrijvers & Telting (2002)
- [199] Cousins (1982)
- [200] Shobbrook (1972)
- [201] Campos & Smith (1980)
- [202] Cugier & Nowak (1997)
- [203] Jarzebowski et al. (1981)
- [204] Struve & Zebergs (1959)
- [205] Smith et al. (1987)
- [206] Gies et al. (1999)
- [207] De Ridder et al. (2004)
- [208] De Mey et al. (1996)
- [209] Waelkens & Lampens (1988)
- [210] Struve (1950)
- [211] Balona et al. (1996)
- [212] Kubiak (1980)
- [213] Lynds et al. (1956)
- [214] Sterken & Jerzykiewicz (1980)
- [215] Freyhammer et al. (2003)
- [216] Cuypers et al. (2002)
- [217] Aerts et al. (1998)
- [218] Lomb (1978)
- [219] Cuypers (1987)
- [220] Mathias et al. (1994a)
- [221] Vander Linden & Sterken (1985)
- [222] Sterken & Jerzykiewicz (1983)
- [223] Aerts et al. (2004b)

- [224] Sterken et al. (1993)
- [225] Stebbins & Kron (1954)
- [226] Mathias et al. (1994b)
- [227] Lehmann et al. (2001)
- [228] Maciejewski et al. (2004)
- [229] Molenda-Żakowicz & Połubek (2004)
- [230] Schrijvers et al. (2002)
- [231] Telting et al. (2002)
- [232] Schrijvers et al. (2004)
- [233] Li & Hu (1998)
- [234] Gerbaldi et al. (2001)
- [235] Shobbrook (1985)
- [236] Batten et al. (1989)
- [237] Morris (1985)
- [238] Pedersen & Thomsen (1977)
- [239] Van Hoof et al. (1963)
- [240] Jerzykiewicz & Pigulski (1999)
- [241] Garrison et al. (1977)
- [242] De Cat et al. (2004)
- [243] Sterken (1988)

During most of this work, AS was a European Space Agency Post-doctoral Research Fellow. GH acknowledges support from the Austrian Fonds zur Förderung der wissenschaftlichen Forschung under grant R12-N02.

Several people have considerably helped the authors during the course of this work. First and foremost, we are indebted to Peter De Cat for his generous support of this work and for his valuable comments that improved this paper. One of the starting points for this work was his online catalog of β Cephei stars.

We are grateful to Alosha Pamyatnykh for sending us his compilation of β Cephei stars, for supplying theoretical instability strip boundaries and for permission to use the Warsaw-New Jersey code. We also thank Andrzej Pigulski and Katrien Uytterhoeven for making some results available to us before publication, as well as Chris Sterken and Lars Freyhammer for helpful comments on some stars. Finally, we wish to thank Mike Jerzykiewicz, Conny Aerts, and (again) Alosha Pamyatnykh, Andrzej Pigulski, and Peter De Cat for their valuable comments and suggestions on a draft version of this paper.

This research has made use of the SIMBAD database operated at CDS Strasbourg, France. In this work we made use of The General Catalog of

Photometric Data (GCPD) II by Mermilliod et al. (1997).

REFERENCES

- Abt, H. A., Levato, H., & Grosso, M. 2002, *ApJ*, 573, 359
- Adelman, S. J. 2001, *A&A*, 367, 297
- Aerts, C. 1996, *A&A*, 314, 115
- Aerts, C. 2000, *A&A*, 361, 245
- Aerts, C. & De Cat, P. 2003, *Space Science Reviews*, 105, 453
- Aerts, C., De Cat, P., Cuypers, J., et al. 1998, *A&A*, 329, 137
- Aerts, C., et al. 2004a, *MNRAS*, 347, 463
- Aerts, C., et al. 1999, *A&A*, 343, 872
- Aerts, C., Mathias, P., Van Hoolst, T., et al. 1995, *A&A*, 301, 781
- Aerts, C., Thoul, A., Daszyńska, J., et al. 2003, *Science*, 300, 1926
- Aerts, C., Waelkens, C., Daszyńska-Daszkiewicz, J., et al. 2004b, *A&A*, 415, 241
- Aerts, C., Waelkens, C., & de Pauw, M. 1994, *A&A*, 286, 136
- Antokhina, E. A. & Barannikov, A. A. 1996, *Pisma Astronomicheskii Zhurnal*, 22, 819
- Arentoft, T., Sterken, C., Knudsen, M. R., et al. 2001, *A&A*, 380, 599
- Ausseloos, M., Aerts, C., Uytterhoeven, K., et al. 2002, *A&A*, 384, 209
- Ausseloos, M., Scuflaire, R., Thoul, A., & Aerts, C. 2004, *MNRAS*, 355, 352
- Baglin, A. 2003, *Advances in Space Research*, 31, 345
- Balona, L. A. 1975, *MmRAS*, 78, 51
- Balona, L. A. 1977, *MmRAS*, 84, 101
- Balona, L. A. 1982, *Information Bulletin on Variable Stars*, 2120, 1

- Balona, L. A. 1983, MNRAS, 203, 1041
- Balona, L. A. 1990, MNRAS, 245, 92
- Balona, L. A. 1992, MNRAS, 254, 404
- Balona, L. A. 1994, MNRAS, 267, 1060
- Balona, L. A. 1995a, MNRAS, 277, 1547
- Balona, L. A. 1995b, Ap&SS, 230, 17
- Balona, L. A., Bregman, L., Letsapa, B. A., Magoro, B. T., & Walsh, S. E. 1996, Information Bulletin on Variable Stars, 4313, 1
- Balona, L. A. & Cuypers, J. 1993, MNRAS, 261, 1
- Balona, L. A., Cuypers, J., & Marang, F. 1992, A&AS, 92, 533
- Balona, L. A. & Dziembowski, W. A. 1999, MNRAS, 309, 221
- Balona, L. A., Dziembowski, W. A., & Pamyatnykh, A. 1997, MNRAS, 289, 25
- Balona, L. A. & Engelbrecht, C. 1981, in Pulsating B-Stars, 195
- Balona, L. A. & Engelbrecht, C. A. 1985a, MNRAS, 212, 889
- Balona, L. A. & Engelbrecht, C. A. 1985b, MNRAS, 214, 559
- Balona, L. A. & Engelbrecht, C. A. 1986, MNRAS, 219, 131
- Balona, L. A., James, D. J., Motsoasele, P., et al. 2002, MNRAS, 333, 952
- Balona, L. A. & Koen, C. 1994, MNRAS, 267, 1071
- Balona, L. A. & Krisciunas, K. 1994, Information Bulletin on Variable Stars, 4022, 1
- Balona, L. A. & Laney, C. D. 1995, MNRAS, 276, 627
- Balona, L. A. & Shobbrook, R. R. 1983, MNRAS, 205, 309
- Balona, L. A. & Shobbrook, R. R. 1984, MNRAS, 211, 375
- Batten, A. H., Fletcher, J. M., & MacCarthy, D. G. 1989, Publications of the Dominion Astrophysical Observatory Victoria, 17, 1
- Beauchamp, A., Moffat, A. F. J., & Drissen, L. 1994, ApJS, 93, 187
- Bernacca, P. L. & Perinotto, M. 1970, Contributions dell'Osservatorio Astrofisica dell'Universita di Padova in Asiago, 239, 1
- Breger, M. 1982, PASP, 91, 5
- Breger, M. 1982, PASP, 94, 845
- Breger, M., Balona, L. A., & Grothues, H.-G. 1991, A&A, 243, 160
- Briers, R. C. 1971, PhD thesis, KU Leuven, Belgium
- Briquet, M., Aerts, C., Lüftinger, T., et al. 2004, A&A, 413, 273
- Buzasi, D., Catanzarite, J., Laher, R., et al. 2000, ApJ, 532, L133
- Campos, A. J. & Smith, M. A. 1980, ApJ, 238, 250
- Catalano, F. A. & Renson, P. 1998, A&AS, 127, 421
- Chapellier, E., Mathias, P., Le Contel, J.-M., et al. 2000, A&A, 362, 189
- Chapellier, E., Sadsaoud, H., Valtier, J. C., et al. 1998, A&A, 331, 1046
- Chapellier, E. & Valtier, J. C. 1992, A&A, 257, 587
- Collins, G. W. 1987, in IAU Colloq. 92: Physics of Be Stars, 3
- Coté, J. & van Kerkwijk, M. H. 1993, A&A, 274, 870
- Cousins, A. W. J. 1982, Information Bulletin on Variable Stars, 2158, 1
- Cugier, H., Dziembowski, W. A., & Pamyatnykh, A. A. 1994, A&A, 291, 143
- Cugier, H. & Nowak, D. 1997, A&A, 326, 620

- Cuypers, J. 1987, *A&AS*, 69, 445
- Cuypers, J., Aerts, C., Buzasi, D., et al. 2002, *A&A*, 392, 599
- Cuypers, J., Balona, L. A., & Marang, F. 1989, *A&AS*, 81, 151
- Dachs, J., Eichendorf, W., Schleicher, H., et al. 1981, *A&AS*, 43, 427
- Dachs, J. & Kaiser, D. 1984, *A&AS*, 58, 411
- De Cat, P. 2002, in *ASP Conf. Ser.* 259: IAU Colloq. 185: Radial and Nonradial Pulsations as Probes of Stellar Physics, 196
- De Cat, P. & Aerts, C. 2002, *A&A*, 393, 965
- De Cat, P., et al. 2004, in *ASP Conf. Ser.*, ed. D. Kurtz & K. Pollard, 238
- De Cat, P., Telting, J., Aerts, C., & Mathias, P. 2000, *A&A*, 359, 539
- De Mey, K., Aerts, C., Waelkens, C., et al. 1997, *A&A*, 324, 1096
- De Mey, K., Aerts, C., Waelkens, C., & Van Winckel, H. 1996, *A&A*, 310, 164
- De Ridder, J., Gordon, K. D., Mulliss, C. L., & Aerts, C. 1999, *A&A*, 341, 574
- De Ridder, J., et al. 2004, *MNRAS*, 351, 324
- Delgado, A. J., Alfaro, E. J., Garcia-Pelayo, J. M., & Garrido, R. 1992, *AJ*, 103, 891
- Delgado, A. J., Alfaro, E. J., & Garrido, R. 1985, *A&AS*, 61, 89
- Delgado, A. J., Garcia-Pelayo, J. M., Garrido, R., Vidal, S., & Alfaro, E. J. 1984, *A&AS*, 58, 447
- Deng, L. & Xiong, D. R. 2001, *MNRAS*, 327, 881
- Deupree, R. 1970, *BAAS*, 2, 308
- Dommanget, J. & Nys, O. 2002, *VizieR Online Catalog Data*, 1274
- Duflot, M., Figon, P., & Meyssonnier, N. 1995, *A&AS*, 114, 269
- Dufton, P. L., Keenan, F. P., Kilkenney, D., et al. 1998, *MNRAS*, 297, 565
- Dziembowski, W. & Pamyatnykh, A. 1993, *MNRAS*, 262, 204
- Dziembowski, W. A. & Jerzykiewicz, M. 1996, *A&A*, 306, 436
- Dziembowski, W. A. & Jerzykiewicz, M. 1999, *A&A*, 341, 480
- Elst, E. W. 1979a, *ESO Messenger*, 17, 6
- Elst, E. W. 1979b, *Information Bulletin on Variable Stars*, 1562, 1
- Engelbrecht, C. A. 1986, *MNRAS*, 223, 189
- ESA. 1997, *VizieR Online Data Catalog*, 239
- Evans, D. S. 1967, in *IAU Symp.* 30: Determination of Radial Velocities and their Applications, 57
- Feast, M. W. 1958, *MNRAS*, 118, 618
- Feast, M. W. 1963, *MNRAS*, 126, 11
- Flower, P. J. 1996, *ApJ*, 469, 355
- Freyhammer, L. M., Hensberge, H., Sterken, C., et al. 2003, in *Spectroscopically and Spatially Resolving the Components of Close Binary Stars*, in press
- Frost, E. B. 1902, *ApJ*, 15, 340
- Frost, E. B. 1906, *ApJ*, 24, 259
- Fullerton, A. W., Gies, D. R., & Bolton, C. T. 1991, *ApJ*, 368, L35
- García, B. & Mermilliod, J. C. 2001, *A&A*, 368, 122
- Garrido, R. & Delgado, A. J. 1982, *Information Bulletin on Variable Stars*, 2080, 1
- Garrison, R. F., Hiltner, W. A., & Schild, R. E. 1977, *ApJS*, 35, 111
- Gautschy, A. & Saio, H. 1993, *MNRAS*, 262, 213
- Gerbaldi, M., Faraggiana, R., & Balin, N. 2001, *A&A*, 379, 162
- Gies, D. R., et al. 1999, *ApJ*, 525, 420
- Gomez-Forrellad, J. M. 2000, *Information Bulletin on Variable Stars*, 4924, 1

- Goosens, M., Lampens, P., de Maerschallck, D., & Schrooten, M. 1984, *A&A*, 140, 223
- Grady, C. A., Bjorkman, K. S., & Snow, T. P. 1987, *ApJ*, 320, 376
- Green, E. M., et al. 2003, *ApJ*, 583, L31
- Guthnick, P. 1913, *Astronomische Nachrichten*, 195, 265
- Gutierrez-Moreno, A. & Moreno, H. 1968, *ApJS*, 15, 459
- Hadrava, P. & Harmanec, P. 1996, *A&A*, 315, L401
- Haefner, R. & Drechsel, H. 1986, *Ap&SS*, 121, 205
- Hambly, N. C., Kilkenney, D., Keenan, F. P., et al. 1994, *MNRAS*, 267, 1103
- Handler, G., Jerzykiewicz, M., Aerts, C., et al. 2004c, *MNRAS*, in preparation
- Handler, G., et al. 2004a, *MNRAS*, 347, 454
- Handler, G., Shobbrook, R. R., & Mokgwetsi, T. 2004b, *MNRAS*, in preparation
- Handler, G., Shobbrook, R. R., Vuthela, F. F., et al. 2003, *MNRAS*, 341, 1005
- Harmanec, P. 1999, *A&A*, 341, 867
- Harmanec, P., Uytterhoeven, K., & Aerts, C. 2004, *A&AS*, 422, 1013
- Henroteau, F. 1918, *Lick Observatory Bulletin*, 311, 155
- Henroteau, F. 1922, *Publications of the Dominion Observatory Ottawa*, 8, 1
- Heynderickx, D. 1992, *A&AS*, 96, 207
- Heynderickx, D., Waelkens, C., & Smeyers, P. 1994, *A&AS*, 105, 447
- Hill, G. 1967, *ApJS*, 14, 263
- Hill, G., Odgers, G. J., & Drolet, B. 1976, *A&A*, 51, 1
- Hill, P. W. 1970, *MNRAS*, 150, 23
- Hill, P. W. 1971, *MmRAS*, 75, 1
- Hill, P. W., Kilkenney, D., & van Breda, I. G. 1974, *MNRAS*, 168, 451
- Hoag, A. A., Johnson, H. L., Iriarte, B., et al. 1961, *Publications of the U.S. Naval Observatory Second Series*, 17, 345
- Holmgren, D., Hadrava, P., Harmanec, P., Koubsky, P., & Kubat, J. 1997, *A&A*, 322, 565
- Houk, N. 1982, in *Michigan Spectral Survey*, Ann Arbor, Dep. Astron., Univ. Michigan, Vol. 3
- Iglesias, C. A., Rogers, F. J., & Wilson, B. G. 1987, *ApJ*, 322, L45
- Irvine, N. J. 1975, *ApJ*, 196, 773
- Jakate, S. M. 1978, *AJ*, 83, 1179
- Jakate, S. M. 1979a, *AJ*, 84, 1042
- Jakate, S. M. 1979b, *AJ*, 84, 552
- Janík, et al. 2003, *A&A*, 408, 611
- Jarzebowski, T., Jerzykiewicz, M., Rios-Herrera, M., & Rios-Berumen, M. 1981, *Revista Mexicana de Astronomia y Astrofisica*, 5, 61
- Jaschek, M., Jaschek, C., Hubert-Delplace, A.-M., & Hubert, H. 1980, *A&AS*, 42, 103
- Jerzykiewicz, M. 1972, *PASP*, 84, 718
- Jerzykiewicz, M. 1975, *Acta Astronomica*, 25, 81
- Jerzykiewicz, M. 1978, *Acta Astronomica*, 28, 465
- Jerzykiewicz, M. 1993a, *A&AS*, 97, 421
- Jerzykiewicz, M., Handler, G., Shobbrook, R.R., Pigulski, A., Medupe, R., Mokgwetsi, T., Tlhaqwane, P., Rodríguez, E. 2005, *MNRAS*, in press
- Jerzykiewicz, M., Kopacki, G., Molenda-Zakowicz, J., & Kołaczowski, Z. 2003, *Acta Astronomica*, 53, 151
- Jerzykiewicz, M. & Pigulski, A. 1999, *MNRAS*, 310, 804
- Jerzykiewicz, M. & Sterken, C. 1977, *Acta Astronomica*, 27, 365
- Jerzykiewicz, M. & Sterken, C. 1984, *MNRAS*, 211, 297

- Jerzykiewicz, M., Sterken, C., & Kubiak, M. 1988, *A&AS*, 72, 449
- Jones, D. H. P. 1960, *MNRAS*, 120, 43
- Kazarovets, A. V., Samus, N. N., Durlevich, O. V., et al. 1999, *Information Bulletin on Variable Stars*, 4659, 1
- Khokhlova, V. L., Vasilchenko, D. V., Stepanov, V. V., & Romanyuk, I. I. 2000, *Astronomy Letters*, 26, 177
- Kilkenny, D. & Hill, P. W. 1975, *MNRAS*, 172, 649
- Kilkenny, D., Koen, C., O'Donoghue, D., & Stobie, R. S. 1997, *MNRAS*, 285, 640
- Kilkenny, D. & van Wyk, F. 1990, *MNRAS*, 244, 727
- Koen, C. 1993, *MNRAS*, 264, 165
- Koen, C. 2001, *MNRAS*, 321, 44
- Koen, C. & Eyer, L. 2002, *MNRAS*, 331, 45
- Kołaczkowski, Z., Kopacki, G., Pigulski, A., & Michalska, G. 2004a, *Acta Astronomica*, 54, 33
- Kołaczkowski, Z., Pigulski, A., & Kopacki, G. 2002, in *ASP Conf. Ser. 259: Radial and Non-radial Pulsations as Probes of Stellar Physics*, 150
- Kołaczkowski, Z., et al. 2004b, *ASP Conf. Ser.* 310, 225
- Krisciunas, K. 1994, *Information Bulletin on Variable Stars*, 4028, 1
- Krisciunas, K. & Luedeke, K. D. 1996, *Information Bulletin on Variable Stars*, 4355, 1
- Krzesiński, J. & Pigulski, A. 1997, *A&A*, 325, 987
- Krzesiński, J., Pigulski, A., & Kołaczkowski, Z. 1999, *A&A*, 345, 505
- Kubiak, M. 1980, *Acta Astronomica*, 30, 41
- Kubiak, M. & Seggewiss, W. 1984, *Acta Astronomica*, 34, 41
- Kukarkin, B. V., et al. 1981, *Nachrichtenblatt der Vereinigung der Sternfreunde*, 1
- Kukarkin, B. V., Kholopov, P. N., Pskovsky, Y. P., et al. 1971, in *General Catalog of Variable Stars*, 3rd ed.
- Le Contel, J.-M., Mathias, P., Chapellier, E., & Valtier, J.-C. 2001, *A&A*, 380, 277
- Ledoux, P. 1951, *ApJ*, 114, 373
- Lehmann, H., et al. 2001, *A&A*, 367, 236
- Leone, F. & Catanzaro, G. 1998, *A&A*, 331, 627
- Lesh, J. R. & Aizenman, M. L. 1978, *Annual Rev. of Astronomy and Astrophysics*, 16, 215
- Lester, J. B. 1979, *ApJ*, 233, 644
- Levato, H., Malaroda, S., Morrell, N., & Solivella, G. 1987, *ApJS*, 64, 487
- Li, J. Z. & Hu, J. Y. 1998, *A&AS*, 132, 173
- Lloyd, C. & Pike, C. D. 1988, *A&AS*, 76, 121
- Lomb, N. R. 1978, *MNRAS*, 185, 325
- Lomb, N. R. & Shobbrook, R. R. 1975, *MNRAS*, 173, 709
- Lynds, C. R. 1959, *ApJ*, 130, 577
- Lynds, C. R., Sahade, J., & Struve, O. 1956, *ApJ*, 124, 321
- Maciejewski, G., Czar, K., & Niedzielski, A. 2004, *Information Bulletin on Variable Stars*, 5518, 1
- Mahra, H. S. & Mohan, V. 1979, *Information Bulletin on Variable Stars*, 1698, 1
- Mathias, P., Aerts, C., Briquet, M., et al. 2001, *A&A*, 379, 905
- Mathias, P., Aerts, C., de Pauw, M., Gillet, D., & Waelkens, C. 1994a, *A&A*, 283, 813
- Mathias, P., Aerts, C., Gillet, D., & Waelkens, C. 1994b, *A&A*, 289, 875
- Mathias, P. & Waelkens, C. 1995, *A&A*, 300, 200
- Mathys, G. 1994, in *IAU Symp. 162: Pulsation, Rotation, and Mass Loss in Early-Type Stars*, 169
- Matthews, J. M. & Bohlender, D. A. 1991, *A&A*, 243, 148

- Matthews, J. M., et al. 2000, in ASP Conf. Ser. 203: The Impact of Large-Scale Surveys on Pulsating Star Research, 74
- Matthews, J. M., Walker, G. A. H., Harmanec, P., Yang, S., & Wehlau, W. H. 1991, MNRAS, 248, 787
- McNamara, B. J. 1985, ApJ, 289, 213
- McSwain, M. V. 2003, ApJ, 595, 1124
- Mermilliod, J.-C., Mermilliod, M., & Hauck, B. 1997, A&AS, 124, 349
- Molenda-Żakowicz, J. & Połubek, G. 2004, A&A, in prep.
- Moon, T. T. & Dworetzky, M. M. 1985, MNRAS, 217, 305
- Morris, S. L. 1985, ApJ, 295, 143
- Moskalik, P. & Dziembowski, W. A. 1992, A&A, 256, L5
- Napiwotzki, R., Schönberner, D., & Wenske, V. 1993, A&A, 268, 653
- Neiner, C., et al. 2003, A&A, 411, 565
- Paardekooper, S. J., Veen, P. M., van Genderen, A. M., & van der Hucht, K. A. 2002, A&A, 384, 1012
- Pamyatnykh, A. A. 1999, Acta Astronomica, 49, 119
- Pamyatnykh, A. A. 2002, Communications in Asteroseismology, 142, 10
- Pamyatnykh, A. A., Dziembowski, W. A., Handler, G., & Pikall, H. 1998, A&A, 333, 141
- Pamyatnykh, A. A., Handler, G., & Dziembowski, W. A. 2004, MNRAS, 350, 1022
- Pavlovski, K., Harmanec, P., Bozic, H., et al. 1997, A&AS, 125, 75
- Pedersen, H. & Thomsen, B. 1977, A&AS, 30, 11
- Percy, J. R. 1984, JRASC, 78, 241
- Percy, J. R. & Au-Yong, K. 2000, Information Bulletin on Variable Stars, 4825, 1
- Percy, J. R., Hosick, J., Kincaide, H., & Pang, C. 2002, PASP, 114, 551
- Percy, J. R. & Lane, M. C. 1977, AJ, 82, 353
- Percy, J. R. & Madore, K. 1972, AJ, 77, 381
- Perry, C. L., Franklin, C. B., Landolt, A. U., & Crawford, D. L. 1976, AJ, 81, 632
- Pietrzynski, G. 1997, Acta Astronomica, 47, 211
- Pigulski, A. & Boratyn, D. A. 1992, A&A, 253, 178
- Pigulski, A., Jerzykiewicz, M., & Kopacki, G. 1997, Acta Astronomica, 47, 365
- Pigulski, A. & Kołaczowski, Z. 1998, MNRAS, 298, 753
- Pigulski, A. & Kołaczowski, Z. 2002, A&A, 388, 88
- Pigulski, A., Kopacki, G., & Kołaczowski, Z. 2001, Acta Astronomica, 51, 159
- Plaskett, J. S. & Pearce, J. A. 1931, Publications of the Dominion Astrophysical Observatory Victoria, 5, 1
- Ramspeck, M., Heber, U., & Moehler, S. 2001, A&A, 378, 907
- Renson, P., Gerbaldi, M., & Catalano, F. A. 1991, A&AS, 89, 429
- Renson, P. & Sterken, C. 1977, Information Bulletin on Variable Stars, 1373, 1
- Rivinius, T., Baade, D., & Štefl, S. 2003, A&A, 411, 229
- Robb, R. M., Delaney, P. A., Cardinal, R. D., Chaytor, D., & Berndsen, A. 2000, Information Bulletin on Variable Stars, 4913, 1
- Robertson, J. G., Bedding, T. R., Aerts, C., et al. 1999, MNRAS, 302, 245
- Rodríguez, E. & Breger, M. 2001, A&A366, 178
- Saxena, B. K. & Srivastava, R. K. 1997, Bulletin of the Astronomical Society of India, 25, 103
- Schild, R. E. 1970, ApJ, 161, 855

- Schrijvers, C. 1999, PhD Thesis, Universiteit van Amsterdam, The Netherlands
- Schrijvers, C. & Telting, J. H. 2002, *A&A*, 394, 603
- Schrijvers, C., Telting, J. H., & Aerts, C. 2004, *A&A*, 416, 1069
- Schrijvers, C., Telting, J. H., & de Ridder, J. 2002, in ASP Conf. Ser. 259: Radial and Nonradial Pulsations as Probes of Stellar Physics, 204
- Shaw, J. S., Fraquelli, D. A., Martins, D. H., & Andrew, S. B. 1983, *Information Bulletin on Variable Stars*, 2288, 1
- Shibahashi, H. & Aerts, C. 2000, *ApJ*, 531, L143
- Shobbrook, R. R. 1972, *MNRAS*, 157, 5P
- Shobbrook, R. R. 1973a, *MNRAS*, 161, 257
- Shobbrook, R. R. 1973b, *MNRAS*, 162, 25
- Shobbrook, R. R. 1978, *MNRAS*, 184, 825
- Shobbrook, R. R. 1979, *MNRAS*, 189, 571
- Shobbrook, R. R. 1981, *MNRAS*, 196, 129
- Shobbrook, R. R. 1983, *MNRAS*, 204, 47P
- Shobbrook, R. R. 1985, *MNRAS*, 214, 33
- Shobbrook, R. R. & Lomb, N. R. 1972, *MNRAS*, 156, 181
- Slettebak, A. 1968, *ApJ*, 154, 933
- Smith, M. A. 1977, *ApJ*, 215, 574
- Smith, M. A. 1981, *ApJ*, 248, 214
- Smith, M. A. 1985, *ApJ*, 297, 206
- Smith, M. A., Fullerton, A. W., & Percy, J. R. 1987, *ApJ*, 320, 768
- Stankov, A. 2005, *MNRAS*, in preparation
- Stankov, A., Handler, G., Hempel, M., & Mittermayer, P. 2002, *MNRAS*, 336, 189
- Stankov, A., Ilyin, I., & Fridlund, C. V. M. 2003, *A&A*, 408, 1077
- Stebbins, J. & Kron, G. E. 1954, *ApJ*, 120, 189
- Steele, I. A., Negueruela, I., & Clark, J. S. 1999, *A&AS*, 137, 147
- Sterken, C. 1988, *A&A*, 189, 81
- Sterken, C. & Jerzykiewicz, M. 1980, in *Nonradial and Nonlinear Stellar Pulsation*, 105
- Sterken, C. & Jerzykiewicz, M. 1983, *Acta Astronomica*, 33, 89
- Sterken, C. & Jerzykiewicz, M. 1988, *MNRAS* 235, 565
- Sterken, C. & Jerzykiewicz, M. 1990, *Acta Astronomica*, 40, 123
- Sterken, C. & Jerzykiewicz, M. 1993, *Space Science Reviews*, 62, 95
- Sterken, C., Pigulski, A., & Liu, Z. 1993, *A&AS*, 98, 383
- Sterken, C. & Vander Linden, D. 1983, *Information Bulletin on Variable Stars*, 2330, 1
- Stickland, D. J., Lloyd, C., Koch, R. H., & Pachoulakis, I. 1996, *The Observatory*, 116, 387
- Struve, O. 1950, *ApJ*, 112, 520
- Struve, O. & Zebergs, V. 1959, *ApJ*, 129, 668
- Telting, J. H., Abbott, J. B., & Schrijvers, C. 2001, *A&A*, 377, 104
- Telting, J. H., Aerts, C., & Mathias, P. 1997, *A&A*, 322, 493
- Telting, J. H. & Schrijvers, C. 1998, *A&A*, 339, 150
- Telting, J. H., Uytterhoeven, K., & Ilyin, I. 2002, in *Astrophysics and Space Science Conf. Ser.* 284, “Asteroseismology Across the HR diagram”, 401
- Thoul, A., et al. 2003, *A&A*, 406, 287
- Tian, B., Men, H., Deng, L., Xiong, D., Cao, H. 2003, in *Chinese Journal of Astronomy and Astrophysics*, 3, 12
- Uytterhoeven, K., et al. 2001, *A&A*, 371, 1035
- Uytterhoeven, K., Telting, J. H., Aerts, C., & Willems, B. 2004b, *A&A*, 427, 593

- Uytterhoeven, K., Willems, B., Lefever, K., et al. 2004a, A&A, 427, 581
- Valtier, J. C., Chapellier, E., Morel, P. J., & Le Contel, J. M. 1985, Information Bulletin on Variable Stars, 2843, 1
- van Genderen, A. M. 2001, A&A, 366, 508
- Van Hoof, A. 1973a, Med. Kon. Vl. Ac., XXXV, 4
- Van Hoof, A. 1973b, Information Bulletin on Variable Stars, 807
- Van Hoof, A., Bertiau, F. C., & Deurinck, R. 1963, ApJ, 137, 824
- Vander Linden, D. & Sterken, C. 1985, A&A, 150, 76
- Vander Linden, D. & Sterken, C. 1987, A&A, 186, 129
- Vidal, N. V., Wickramasinghe, D. T., Peterson, B. A., & Bessell, M. S. 1974, ApJ, 188, 163
- Waelkens, C. 1991, A&A, 246, 453
- Waelkens, C., Aerts, C., Kestens, E., Grenon, M., & Eyer, L. 1998, A&A, 330, 215
- Waelkens, C. & Cuypers, J. 1985, A&A, 152, 15
- Waelkens, C. & Heynderickx, D. 1989, A&A, 208, 129
- Waelkens, C. & Lampens, P. 1988, A&A, 194, 143
- Waelkens, C. & Rufener, F. 1983a, A&A, 121, 45
- Waelkens, C. & Rufener, F. 1983b, A&AS, 52, 13
- Waelkens, C. & Rufener, F. 1985, A&A, 152, 6
- Waelkens, C. & Rufener, F. 1988, A&A, 201, L5
- Waelkens, C., van den Abeele, K., & Van Winkel, H. 1991, A&A, 251, 69
- Walker, G., et al. 2003, PASP, 115, 1023
- Walker, M. F. 1951, PASP, 63, 35
- Wilson, R. E. 1953, General Catalog of Stellar Radial Velocities, Carnegie Institute Washington D.C. Publication
- Young, R. K. 1915, Publications of the Dominion Observatory Ottawa, 3, 63
- Yudin, R. V. 2001, A&A, 368, 912

This 2-column preprint was prepared with the AAS L^AT_EX macros v5.2.