

Resonant absorption in dissipative flux tubes

H. Safari¹, S. Nasiri^{1,2}, K. Karami^{1,3,4}, and Y. Sobouti¹

¹ Institute for Advanced Studies in Basic Sciences, Gava Zang, P.O. Box 45195-1159, Zanjan, Iran

² Department of Physics, Zanjan University, Zanjan, Iran

³ Institute for Theoretical Physics and Mathematics, P.O. Box 19395-5531, Tehran, Iran

⁴ Department of Physics, University of Kurdistan, P.O. Box 66177-15175, Sanandaj, Iran

email: [hsafary, nasiri,karami,sobouti]@iasbs.ac.ir

Received / Accepted

Abstract. We study the resonant absorption of MHD waves in magnetized flux tubes with a radial density inhomogeneity. Within the approximation that resistive and viscous processes are operative in thin layers surrounding the singularities of the MHD equations, we give the full spectrum of the eigenfrequencies and damping rates of the MHD quasi modes of the tube. Both surface and body modes are analyzed.

Key words. Sun – corona: magnetohydrodynamics (MHD) – Sun: magnetic fields – Sun: oscillations

1. Introduction

Ionson (1978) was first to suggest that the resonant absorption of MHD waves in coronal plasmas could be a primary mechanism in coronal heating. Since then, much analytical and numerical work has been done on the subject. Rae and Roberts (1982) investigated both eikonal and differential equation approaches for the propagation of MHD waves in inhomogeneous plasmas. Hollweg (1987a,b) considered a dissipative layer of planar geometry to study the resonant absorption of coronal loops. Poedts et al. (1989, 1990) developed a finite element code to elaborate on the resonant absorption of Alfvén waves in circular cylinders.

Davila (1987) and Steinolfson & Davila (1993) did much work on resonant absorption through resistivity. Ofman et al. (1994) included viscous dissipations in their analysis

Send offprint requests to: H. Safari

and concluded that the heating rate due to shear viscosity is comparable in magnitude to the resistive resonant heating. Also, they concluded that the heating caused by compressive viscosity is negligible. Goossens et al. (2002) used the TRACE data of Ofman & Aschwanden (2002) to infer the width of the inhomogeneous layer for 11 coronal loops. Ruderman & Roberts (2002) did similar analysis with the data of Nakariakov et al. (1999). Van Doorselaere et al. (2004a) used the LEDA code to study the resistive absorption of the kink modes of cylindrical models. They concluded that, when the width of the nonuniform layer was increased, their numerical results differed by as much as 25% from those obtained with the analytical approximation. Van Doorselaere et al. (2004b) investigated the effect of longitudinal curvature on quasi modes of a typical coronal loop. They found that the frequencies and damping rates of ideal quasi modes were not influenced much by the curvature. Andries et al. (2005) studied the effect of density stratification on coronal loop oscillations, and conclude that longitudinal mode numbers are coupled due to the density stratification.

In the absence of resonance, Edwin & Roberts (1983) and Roberts et al. (1984) gave a comprehensive account of the theoretical and physical concepts related to coronal oscillations. Karami et al. (2002; hereafter paper I) studied the full spectrum of MHD modes of oscillations in zero- β magnetic flux tubes with discontinuous Alfvén speeds at the tube’s surface. In the vicinity of singularity, field gradients are large. Recognizing this, Sakurai et al. (1991a, b) and Goossens et al. (1992, 1995) developed a method to analyze dissipative processes in such regimes and to neglect them elsewhere.

Here we combine the two techniques of paper I and of Sakurai et al. (1991a) to obtain the resonant damping rates for the full spectrum of the normal modes of magnetic flux tubes.

2. Equations of motions

The linearized MHD equations for a zero- β , but resistive and viscous, plasma are

$$\frac{\partial \delta \mathbf{v}}{\partial t} = \frac{1}{4\pi\rho} \{(\nabla \times \delta \mathbf{B}) \times \mathbf{B} + (\nabla \times \mathbf{B}) \times \delta \mathbf{B}\} + \frac{\eta}{\rho} \nabla^2 \delta \mathbf{v}, \quad (1)$$

$$\frac{\partial \delta \mathbf{B}}{\partial t} = \nabla \times (\delta \mathbf{v} \times \mathbf{B}) + \frac{c^2}{4\pi\sigma} \nabla^2 \delta \mathbf{B}, \quad (2)$$

where $\delta \mathbf{v}$ and $\delta \mathbf{B}$ are the Eulerian perturbations in the velocity and the magnetic fields; ρ , σ , η , and c are the mass density, the electrical conductivity, the viscosity and the speed of light, respectively. The simplifying assumptions are:

- Under coronal conditions gas pressure is negligible (zero- β).
- Density scale heights are much larger than the dimensions of flux tube, so that the gravity stratification is negligible.
- The tube geometry is a circular cylinder with coordinates (r, ϕ, z) .

- There is a constant magnetic field along the z axis, $\mathbf{B} = B\hat{z}$.
- The equilibrium is static.
- There is no initial steady flow inside or outside of the tube.
- Viscous and resistive coefficients, η and σ respectively, are constants.

For a variable density, $\rho(r)$, a singularity develops wherever the local Alfvén frequency becomes equal to the global frequency of the mode. The relevant radial wave number vanishes and resonant absorption takes place. Let us denote the radius of the tube by R and a radius beyond which the resonance occurs by $R_1 < R$. The thickness of the inhomogeneous layer, $a = R - R_1$, will be assumed to be small and will be arbitrarily taken to be of the order $R/10$. The choice of density profile is also unimportant. We will assume two constant densities, ρ_i in $r \leq R_1$ and $\rho_e < \rho_i$ in $r \geq R$, interconnected with a linearly varying profile in $R_1 \leq r \leq R$.

In the remainder of this section the following steps are taken:

- a) In $r < R_1$ and $r > R$, dissipative terms are neglected. Solutions of Eqs. (1) and (2) are obtained as per paper I, and their differences across the inhomogeneous layer are calculated.
- b) In $R_1 < r < R$, within which the resonant layer resides, solutions are found by expanding Eqs. (1) and (2) around the singular point, and the jumps across the resonant layer are found by the prescriptions of Sakurai et al. (1991a).
- c) Interior and exterior solutions are connected by requiring the jumps in (b) to be equal to the differences in (a). This gives an analytical expression for a complex dispersion relation to be solved for the frequencies and the damping rates.

2.1. Interior and exterior solutions

From paper I, in the absence of dissipations, all components of $\delta\mathbf{v}$ and the transverse components of $\delta\mathbf{B}$ are expressible in terms of δB_z only. The latter, in turn, is the solution of a second order differential equation. Thus,

$$\frac{k^2}{r} \frac{d}{dr} \left[\frac{r}{k^2} \frac{d\delta B_z}{dr} \right] + \left(k^2 - \frac{m^2}{r^2} \right) \delta B_z = 0, \quad (3)$$

$$\delta B_r = \frac{ik_z}{k^2} \frac{d\delta B_z}{dr}, \quad \delta B_\phi = -\frac{mk_z}{k^2} \frac{\delta B_z}{r}, \quad (4)$$

$$\delta v_r = -\frac{i}{k^2} \frac{\omega}{B} \frac{d\delta B_z}{dr}, \quad \delta v_\phi = \frac{m}{k^2} \frac{\omega}{B} \frac{\delta B_z}{r}, \quad \delta v_z = 0, \quad (5)$$

where $k^2 = \omega^2/v_A^2 - k_z^2$, and $v_A(r) = B/\sqrt{4\pi\rho(r)}$ is the local Alfvén speed. Here, we have assumed an exponential ϕ , z , and t dependence, $\exp[i(m\phi + k_z z - \omega t)]$ for any component of $\delta\mathbf{v}$ and $\delta\mathbf{B}$.

In the interior region, $r \leq R_1$, solutions of Eq. (3) are

$$\delta B_z = \begin{cases} I_m(|k_i|r), & k_i^2 < 0, & \text{surface waves,} \\ J_m(|k_i|r), & k_i^2 > 0, & \text{body waves,} \\ k_i^2 = \omega^2/v_{A_i}^2 - k_z^2, & & \end{cases} \quad (6)$$

where J_m and I_m are Bessel and modified Bessel functions of the first kind, respectively. In the exterior region, $r \geq R$, the waves should be evanescent. Solutions are

$$\delta B_z = K_m(k_e r), \quad k_e^2 = k_z^2 - \omega^2/v_{A_e}^2 > 0, \quad (7)$$

where K_m is the modified Bessel function of the second kind.

2.2. Dispersion relation and damping

From Sakurai et al. (1991a), Goossens et al. (1992, 1995), and Erdélyi et al. (1995), the jump conditions across the boundary for δB_z and δv_r are

$$[\delta B_z] = 0, \quad (8)$$

$$[\delta v_r] = -\pi\tilde{\omega} \frac{1}{|\Delta|} \frac{m^2}{\rho(r_A)r_A^2} B_z \delta B_z, \quad (9)$$

where $R_1 < r_A < R$ is the radius at which the singularity occurs and $k^2(r_A) = 0$, $\tilde{\omega} = \omega + i\gamma$, and $\Delta = -B^2 \frac{d}{dr} \left(\frac{k^2}{\rho} \right) |_{r_A}$. Substituting the fields of Eqs. (5), (6) and (7) in jump conditions and eliminating the arbitrary amplitudes of the waves, as foreseen initially inside and outside of the boundary layer, gives the dispersion relation

$$d_0(\tilde{\omega}, m) + d_1(\tilde{\omega}, m) = 0, \quad (10)$$

where

$$d_0(\tilde{\omega}, m) = -\frac{1}{k_e} \frac{K'_m(|k_e|R)}{K_m(|k_e|R)} + \frac{1}{k_i} \frac{J'_m(|k_i|R_1)}{J_m(|k_i|R_1)}, \quad (11)$$

$$d_1(\tilde{\omega}, m) = -i\pi \frac{1}{|\Delta|} \frac{m^2}{\rho(r_A)r_A^2}. \quad (12)$$

In principle $\tilde{\omega} = \omega + i\gamma$ is expected to be found as a solution of Eqs. (10-12). In particular for $\gamma \ll \omega$, Eq. (10) can be expanded about ω to give

$$\gamma = - \left. \frac{\text{Im}(d_1(\tilde{\omega}, m))}{\partial d_0(\tilde{\omega}, m)/\partial \tilde{\omega}} \right|_{\tilde{\omega}=\omega}. \quad (13)$$

The results for surface waves are the same as Eqs. (10)- (13), except that J_m is replaced by I_m everywhere. This completes the formal solutions of $\tilde{\omega}$ and γ . Further analytical progress is still possible when the inhomogeneous layer is thin enough.

3. Thin boundary approximation

Here we assume $(R - R_1)/R = a \ll 1$. Equation (10) reduces to $d_0 \approx 0$. For body waves, the latter is studied in ample detail in paper I. There, a trio of wave numbers (n, m, l) ,

corresponding to r , ϕ and z directions, is assigned to each mode. From Eq. (13) the corresponding damping rate becomes

$$\gamma_{nml} = - \left\{ \frac{\pi m^2}{\omega_{nml}^2 (\rho_i - \rho_e)} \frac{a}{R^2} \right\} / \frac{d}{d\omega} \left\{ \frac{1}{k_e} \frac{K'_m(|k_e|R)}{K_m(|k_e|R)} - \frac{1}{k_i} \frac{J'_m(|k_i|R)}{J_m(|k_i|R)} \right\}. \quad (14)$$

Again the results for surface waves are the same as those for body waves except that J_m is replaced by I_m . The two waves exhibit differences, for J_m and I_m behave differently at the boundary. We also note that each surface mode is designated by only two wave numbers, (m, l) corresponding to ϕ and z directions, respectively.

For $m = 0$, resonant absorption does not take place, because the jumps in δB_z and δv_r vanish and Eqs. (10- 13) are not valid anymore.

4. Numerical results

As typical parameters for a coronal loop, we adopt radius = 10^3 km, length = 10^5 km, $\rho_i = 2 \times 10^{-14}$ gr cm $^{-3}$, $\rho_e/\rho_i = 0.1$, $B = 100$ G. For these parameters one finds $v_{A_i} = 2000$ km s $^{-1}$, $v_{A_e} = 6400$ km s $^{-1}$ and $\omega_A = 2$ rad s $^{-1}$.

In Fig. 1 the magnetic field component, $\delta B_z(r)$, for $n = 1$, $m = 1$ and $l = 41, 50, 100$, are plotted versus $x = r/R$. They are normalized to $\max(\delta B_z, l = 41)$. The segment of the plot in $0 < x < 1$ is from the interior solutions of Eq. (6), while the segment in $x > 1$ is from the exterior solutions of Eq. (7). Slopes are discontinuous at $x = 1$. Actually, the correct location of the discontinuities is the point of singularity, r_A . Its appearance at $x = 1$ is an artifact caused by extrapolating the interior solutions to cover the boundary layer, rather than using the exact solutions there. As l increases, the maximum wave amplitude moves towards the tube axis and away from the inhomogeneous layer.

In Fig. 2, the frequencies and the damping rates are plotted versus l . The frequencies increase with increasing n and/or l . For $n = 1$ and 2, damping rates exhibit maxima at $l \approx 50$ and 70, respectively. For $n = 3$ there is only a declining branch towards higher l values. Our explanation for the occurrence of maxima in damping rates is the localization of the maximum amplitude of a wave within the resonant layer, where the dissipation is expected to be the highest. As Fig. 1 shows, this maximum moves away from that layer at both lower and higher l values.

For surface waves, specified by two mode numbers (m, l) , ω_{ml} and γ_{ml} are plotted in Figs. 3 and 4. Both frequencies and damping rates show a monotonous increase with l . Two tube radii, $R/L = 0.01$, & 0.02, are considered here. The frequencies and damping

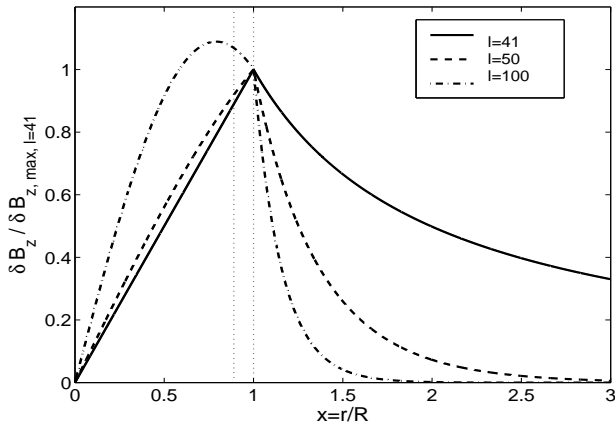


Fig. 1. Magnetic component $\delta B_z / \delta B_{z, \max, l=41}$, for body modes, where $n = 1$, $m = 1$ (kink), and $l = 41, 50, 100$. Slopes are discontinuous at $x = 1$. The maximum wave amplitude shifts towards the tube axis as l increases.

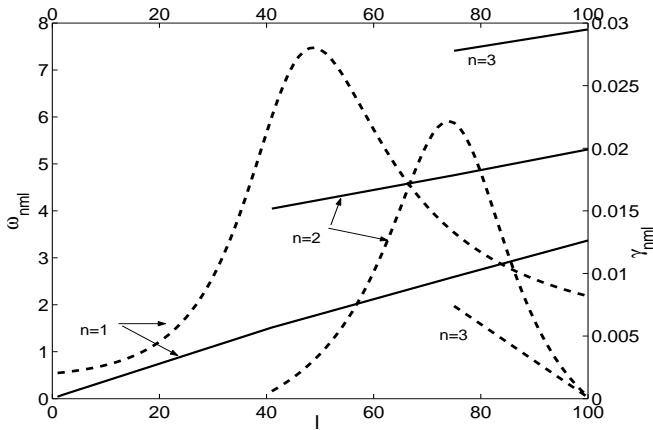


Fig. 2. Body modes: ω_{nml} (solid lines) and γ_{nml} (dashed lines) versus l for $m = 1$ (kink) modes. Auxiliary parameters are: the tube radius 10^3 km, the tube length 10^5 km, $B = 100$ G, $\rho_i = 2 \times 10^{-14}$ gcm^{-3} , $\rho_e / \rho_i = 0.1$. Frequencies are in units of the interior Alfvén frequency, $\omega_A = 2 \text{ rad s}^{-1}$.

rates of the thicker tube are almost double those of the thinner tube. This is expected, because in the limit of thin tubes, both ω and γ are proportional to R/L (see, e. g., Van Doorselaere et al. 2004). The frequencies of the surface waves of Fig. 3 and the $n = 1$ body frequencies of Fig. 2 both behave similarly. This is because of the similar behavior of $I_m(kr)$ and $J_m(kr)$ at small arguments. In physical terms this means, at least in the thin tube approximation, the surface and the r - fundamental body waves contribute in equal manner to the heating mechanism; they both dump the bulk of their energies near the tube surface, and perhaps both are excited with comparable amplitudes and energies. The $\omega/2\pi\gamma$ is the number of oscillations taking place before a wave is completely attenuated. For thick and thin tubes, and $1 \leq l \leq 10$, this number is about 1.7 and 8, respectively.

An observed value of Nakariakov et al. (1999) from TRACE data is about 3.39. Those of Goossens et al. (2002) from the same source range from 1.01- 3.21 corresponding, according to the authors, to various values of R/L , a/R , and ρ_e/ρ_i .

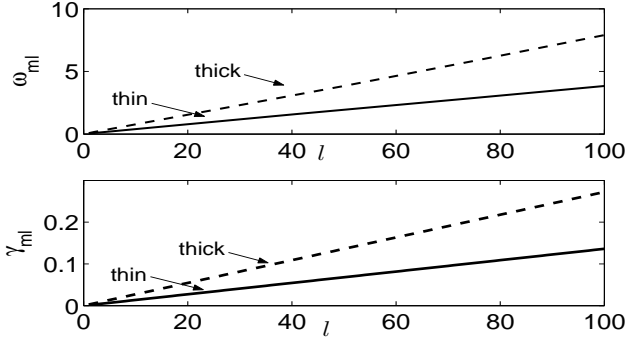


Fig. 3. Surface modes: ω_{ml} and γ_{ml} versus l for $m = 1$, $R/L = 0.01$ (Solid line) & 0.02 (Dashed line). Auxiliary parameters as in Fig. 2.

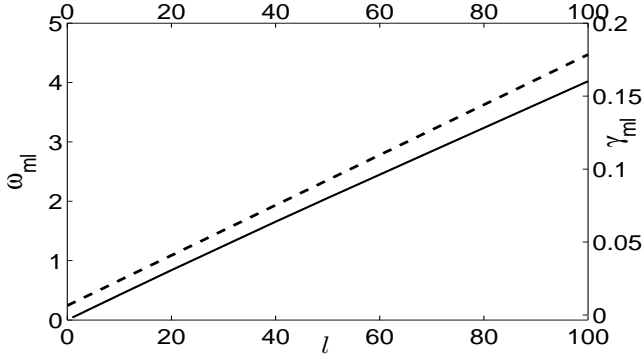


Fig. 4. Surface modes: ω_{ml} and γ_{ml} for $m = 2$ and $R/L = 0.01$. Auxiliary parameters as in Fig. 2.

5. Summary

We studied the MHD quasi modes of coronal loops. On the assumption that ohmic and viscous dissipations are operative within a thin boundary layer, we obtained an analytic dispersion relation and solved it numerically for the mode frequencies and the damping rates. For realistic values of the initial parameters thickness- to- height ratio of the loop, the density contrast with the background medium, and the equilibrium magnetic field- our numerical values agree with those obtained from observations. As the longitudinal wave number increases, the maximum amplitude of the body eigenmodes shifts away from the resonant layer and causes a decrease in damping rates. Its behavior with increasing radial wave number is not, however, all that straightforward. In additional, we have

shown that body and surface modes may contribute equally to the heating of coronal loops.

Acknowledgements. The authors wish to thank Professors Robert Erdélyi and, Marcel Goossens for valuable consultations. Elaborate and meticulous comments of the referee has significantly improved the content and the presentation of the paper. This work was supported by the Institute for Advanced Studies in Basic Sciences (IASBS), Zanjan.

References

- Andries, J., Goossens, M., Hollweg, J. V., Arregui, I., & Van Doorselaere, 2005, *A&A*, 430, 1109
- Davila, J. M. 1987, *ApJ*, 317, 514
- Edwin, P. M., & Roberts, B. 1983, *Sol. Phys.*, 88, 179
- Erdélyi, R., Goossens, M., & Ruderman, M. S. 1995, *Sol. Phys.*, 161, 123
- Goossens, M., Hollweg, J. V., & Sakurai, T. 1992, *Sol. Phys.*, 138, 233
- Goossens, M., Ruderman, M. S., & Hollweg, J. V. 1995, *Sol. Phys.*, 157, 75
- Goossens, M., Andries, J., & Aschwanden, M. J. 2002, *A&A*, 394, L39
- Hollweg, J. V. 1987a, *ApJ*, 312, 880
- Hollweg, J. V. 1987b, *ApJ*, 320, 875
- Ionson, J. A. 1978, *ApJ*, 226, 650
- Karami, K., Nasiri, S. & Sobouti, Y. 2002, *A&A*, 396, 993 (Paper I)
- Nakariakov, V. M., Ofman, L., Deluca, E. E., Roberts, B., & Davila, J. M. 1999, *Science*, 285, 862
- Ofman, L., Davila, J. M., & Steinolfson, R. S. 1994, *ApJ*, 421, 360
- Ofman, L., & Aschwanden, M. J. 2002, *ApJ*, 576, L153
- Poedts, S., Goossens, M., & Kerner, W. 1989, *Sol. Phys.*, 123, 83
- Poedts, S., Goossens, M., & Kerner, W. 1990, *ApJ*, 360, 279
- Rae, I. C., & Roberts, B. 1982, *MNRAS*, 201, 1171
- Roberts, B., Edwin, P. M., & Benz, A. O. 1984, *ApJ*, 279, 857
- Ruderman, M. S. & Roberts, B. 2002, *ApJ*, 577, 475
- Sakurai, T., Goossens, M., & Hollweg, J. V. 1991a, *Sol. Phys.*, 133, 247
- Sakurai, T., Goossens, M., & Hollweg, J. V. 1991b, *Sol. Phys.*, 133, 227
- Steinolfson, R. S., & Davila, J. N. 1993, *ApJ*, 415, 354
- Van Doorselaere, T., Andries, J., Poedts, S., & Goossens, M. 2004a, *ApJ*, 606, 1223
- Van Doorselaere, T., Debosscher, A., Andries, J., & Poedts, S. 2004b, *A&A*, 424, 1065