

Neutrino emission in the hadronic Synchrotron Mirror Model: the “orphan” TeV flare from 1ES 1959+650

A. Reimer¹, M. Böttcher²

and

S. Postnikov²

ABSTRACT

A challenge to standard leptonic SSC models are so-called orphan TeV flares, i.e. enhanced very high energy (VHE) gamma-ray emission without any contemporaneous X-ray flaring activity, that have recently been observed in TeV-blazars (e.g., 1ES 1959+650). In order to explain the orphan TeV flare of 1ES 1959+650 observed in June 2002, the co-called hadronic synchrotron mirror model has been developed. Here, relativistic protons are proposed to exist in the jet, and interact with reflected electron-synchrotron radiation of the precursor SSC flare. If the reflector is located in the cloud region, time shifts of several days are possible between the precursor and the orphan flare. The external photons, blueshifted in the comoving jet frame, are able to excite the $\Delta(1232)$ -resonance when interacting with protons of Lorentz factors $\gamma'_p \sim 10^3 - 10^4$. The decay products of this resonance include charged pions which, upon decay, give rise to neutrino production during the orphan flare. In this paper we calculate the expected neutrino emission for the June 4, 2002, orphan TeV flare of 1ES 1959+650. We compare our results with the recent observations of AMANDA-II of a neutrino event in spatial and temporal coincidence with the orphan flare of this blazar. We find that the expected neutrino signal from the hadronic synchrotron mirror model is insufficient to explain the claimed neutrino signal from the direction of 1ES 1959+650.

¹Fakultät für Physik & Astronomie, Lehrstuhl für Theoretische Physik IV: Weltraum- & Astrophysik, Ruhr-Universität Bochum, D-44780 Bochum, Germany; afm@tp4.rub.de

²Astrophysical Institute, Department of Physics and Astronomy, Ohio University, Athens, OH 45701, USA; mboett@helios.phy.ohiou.edu, postnik@helios.phy.ohiou.edu

Subject headings: galaxies: active — BL Lacertae objects: individual (1ES 1959+650) — gamma-rays: theory — radiation mechanisms: non-thermal — neutrinos

1. Introduction

Blazars are jet-dominated active galactic nuclei (AGN) that are viewed close to the jet axis. The observations of high apparent luminosities, short variability time scales and apparent superluminal motion of jet components along the jet axis can naturally be explained by those components moving with relativistic speeds, and consequently Doppler boosting their emitted radiation into the jet direction. The spectral energy distribution (SED) of blazars generally consists of two main components. The low-energy one includes continuum emission from the radio up to UV or X-ray energies, while the high-energy hump extends into the γ -rays, in some cases up to TeV-energies. X-ray observations reveal a marked flux decline between both components.

A sub-class of blazars are BL Lac objects, who themselves are generally divided up into high-frequency (HBLs) and low-frequency peaked BL Lacs (LBLs), depending on the peak frequency of their low-energy component, with a smooth transition between both classes. Up to now, only HBLs have been detected in the TeV energy range, in both, flaring and quiescent states. The TeV source catalog of AGN contains so far only six objects: Mrk 421 (Punch et al. 1992), Mrk 501 (Quinn et al. 1996), PKS 2155-314 (Chadwick et al. 1999; Aharonian et al. 2005), 1ES 2344+514 (Catanese et al. 1998), 1H 1426+428 (Horan et al. 2002), 1ES 1959+650 (Kajino et al. 1999; Holder et al. 2003)), have now been detected at VHE γ -rays (> 150 GeV) by ground-based air Čerenkov telescopes. They exhibit variability at all wavelengths and on various time scales.

Depending on the nature of the relativistic particle content in AGN jets, electron-positron pairs or electron-proton matter, the high-frequency (X-ray – γ -ray) emission could either be produced via Compton upscattering of low frequency radiation by the same electrons responsible for the synchrotron emission (for a recent review see, e.g., Böttcher 2002), or due to hadronic processes initiated by relativistic protons co-accelerated with the electrons (for a recent discussion see, e.g. Mücke et al. 2003). The difficulty in understanding the primary jet launching mechanism and constraining the jet composition from general energetics considerations currently leave both leptonic and hadronic models open as viable possibilities.

In the framework of leptonic jet models, the TeV emission from HBLs is often suc-

cessfully modelled by inverse Compton scattering of internal photon fields (i.e. the e^- synchrotron radiation), while external target radiation fields, owing to the weak accretion disks of BL Lac objects, are in general considered negligible. These so-called SSC models predict that any flaring activity at TeV energies should leave its imprints in the low energy synchrotron component as enhanced emission. This is in striking contrast to the recent observation of Krawczynski et al. (2004) of an orphan TeV flare seen in the Whipple light curve of the TeV blazar 1ES 1959+650 during a multiwavelength campaign in May and June 2002. In May 2002 the blazar displayed a TeV-flare that was accompanied by X-ray activity (observed by RXTE). This outburst (called SSC-flare in the following) can be modelled using an SSC code (Krawczynski et al. 2004). During the subsequent (well sampled) decline of the X-ray flux over the following month, a second TeV flare, on June 4, i.e. ~ 15 days after the initial one, was observed. No significant spectral changes has been observed with Whipple between the SSC- and the orphan flare (Daniel et al. 2005). Only very moderate $\lesssim 0.1^{\text{mag}}$ flaring activity in the R and V bands was observed during this time. The lack of enhanced X-ray activity during the second TeV-flare can not be explained by purely leptonic SSC blazar jet models. The occurrence of orphan TeV-flares during multifrequency campaigns has also recently been claimed from Mrk 421 (Blażejowski et al. 2005). Here, the orphan flare lagged an SSC-flare by 1 – 2 days.

Motivated by the observations of the 1ES 1959+650 orphan flare, Böttcher (2005) has developed a hadronic model which considers its occurrence in connection with a correlated SSC X-ray and TeV-flare. In this model, the secondary orphan TeV-flare is explained by π^0 -decay ($\pi^0 \rightarrow 2\gamma$) γ -rays as a result of $p\gamma \rightarrow \Delta \rightarrow p\pi^0$ pion production in the Δ (1232)-resonance from relativistic protons of energy $10^3 - 10^4$ GeV interacting with the primary synchrotron-flare photons that have been reflected off clouds located at a few pc above the accretion disk. The reflected external photons appear Doppler blue shifted in the jet-frame, which substantially lowers the required proton energy to overcome the threshold for $p\gamma$ pion production as compared to the standard hadronic-jet scenario based on synchrotron target photons (e.g., Atoyan & Dermer 2003). This relaxes the requirements on the proton acceleration mechanism.

The branching ratio for the charged pion production channel $p\gamma \rightarrow \Delta^+ \rightarrow n\pi^+$ is $\sim 33.3\%$ (e.g., Mücke et al. 2000), and the resulting π^+ decay according to $\pi^+ \rightarrow \mu^+ + \nu_\mu$ is followed by $\mu^+ \rightarrow \bar{\nu}_\mu + e^+ + \nu_e$, thereby producing 3 neutrinos per π^+ . Recently, the AMANDA collaboration has reported two neutrino events within a 66 day window around the 1ES 1959+650 orphan flare of June 2002, where one occurred exactly during the orphan outburst and the second 31 days later (Resconi 2005; Bernardini 2005). Their statistical significance, however, can not be reliably estimated since these events do not obey the original criteria for the blind analysis.

If the produced photons (and pairs) do not initiate electromagnetic cascades, the observed π^0 -decay γ -ray energy is in general related to the neutrino energy by $E_\gamma \approx 2E_\nu$ (e.g. Mücke et al. (1999)). The radiative output L_{π^0} from the π^0 -decay channel is connected to the total neutrino output, L_ν , by $L_{\pi^0} \approx (2/3)L_\nu$, i.e., the π^0 -decay photon and muon neutrino fluxes are roughly equal in the absence of neutrino oscillations. Thus, for an orphan flare flux of $\nu F_\nu(600 \text{ GeV}) \sim 3 \times 10^{-10} \text{ erg s}^{-1} \text{ cm}^{-2}$ as measured by Whipple (Krawczynski et al. 2004), the expected ν_μ -flux at Earth is roughly $E_\nu F_{\nu_\mu}(E_\nu \sim 300 \text{ GeV}) \sim \frac{1}{3} 3 \times 10^{-10} \text{ erg s}^{-1} \text{ cm}^{-2}$ for an expected flavor ratio after ν -oscillations of $\nu_\mu : \nu_e : \nu_\tau = 1 : 1 : 1$ if photon absorption in the cosmic background radiation field is not considered. This ν_μ -flux value of $F_{\nu_\mu} \sim \text{a few} \times 10^{-10} \text{ s}^{-1} \text{ cm}^{-2}$ is rather a lower limit, and is comparable to the atmospheric ν -background for a resolution element of $0.1^\circ \times 0.1^\circ$.

This paper presents the calculation of the expected neutrino emission during the 1ES 1959+650 orphan flare of June 2002 using the steady-state Monte Carlo jet emission code of Mücke & Protheroe (2001); Mücke et al. (2003), modified to allow for the hadronic synchrotron mirror (= HSM) model scenario. This code uses the SOPHIA Monte Carlo program (Mücke et al. 2000) for secondary particle production and decay. A corresponding fully time- and angle-dependent calculation will be presented elsewhere (Postnikov & Böttcher 2005). In the last section, we will present a discussion on the detectability of this ν -flux with current and near-future observatories.

2. Photon emission

In order to calculate the γ -ray emission in the framework of the HSM model we modified the synchrotron proton blazar (SPB) model code (see Mücke & Protheroe (2001) for a description of the SPB model implementation) to account for the reflected jet synchrotron emission as an external target photon field. Its energy density in the jet-frame is given by (Böttcher (2005))

$$u'_{\text{Rsy}} \sim \frac{\tau_m \Gamma^2 d_L^2}{4\pi R_m^2 c} \nu F_\nu(\text{sy}) \quad (1)$$

if the reflecting cloud is located in a direction close to our line of sight. Here and in the following, primed quantities are considered in the jet comoving frame. τ_m is the reprocessing optical depth of the mirror, $R_m \approx 2\Gamma^2 c \Delta t_{\text{obs}}$ the distance of the reflector from the accretion disk, estimated through the observed time delay Δt_{obs} between the primary and the orphan flare, $\Gamma \approx D$ the bulk Lorentz factor with D the bulk Doppler factor, d_L the luminosity distance of the blazar, and $\nu F_\nu(\text{sy})$ the observed synchrotron luminosity during the primary

γ -ray flare. This photon field, simplified as an isotropic distribution in the jet frame, serves as target for hadronic proton-photon pion production, electromagnetic proton-photon collisions and in principle electromagnetic cascading. Considering a beam of photons in the jet frame, instead, increases the resulting photon and neutrino luminosities by less than 20 %, indicating that our simplifying assumption of source photon isotropy has only a minor effect on the final results. We postpone a corresponding calculation to a later work (Postnikov & Böttcher 2005).

We base the determination of u'_{Rsy} for the 2002 1ES 1959+650 orphan flare on the SSC modelling of the primary flare SED on May 7 2002 as shown in Krawczynski et al. (2004), which gives $B' = 0.04$ G for the magnetic field strength, $D = 20$, comoving blob size $R' \sim 10^{16}$ cm and $\Delta t_{\text{obs}} = 15$ days. For a redshift $z = 0.047$ the blazar lies at a distance of $d_L \approx 210$ Mpc. Böttcher (2005) demonstrated that a Compton optical depth of $\tau_m = 0.1$ for the cloud is in agreement with a BL Lac classification of 1ES 1959+650 concerning its emission line luminosity, and typical cloud sizes and densities in the pc-scale vicinity of the central engine. We inject a proton spectrum $N'_p \propto \gamma_p'^{-\alpha_p} \exp(-\gamma_p'/\gamma_{p,\text{max}}')$ with $D = \gamma_{p,\text{min}}' \leq \gamma_p' \leq \gamma_{p,\text{max}}'$ and $\alpha_p = 2$. Our calculations take into account losses by $p\gamma$ pion production and Bethe-Heitler pair production (while proton-, muon and pion synchrotron losses are negligible). For π -production we use the SOPHIA Monte Carlo event generator (Mücke et al. 2000) which takes into account the full cross section modelled by resonance excitation and decay, direct single pion production, diffractive and non-diffractive multiparticle production.

For the parameters given above we find the $\gamma\gamma \rightarrow e^+e^-$ optical depth in the blob is too small to initiate any cascading of the produced π^0 -decay radiation. The escaping π^0 -decay γ -rays suffer, however, from absorption in the cosmic background radiation field during their propagation to the Earth. The recent background model of Primack et al. (2004) (= Primack04) promotes only minor absorption, while the phenomenological shape used in Aharonian et al. (2003) (= Phigh; essentially scaled up and smoothed using the Primack et al. (2001) calculation) gives an upper limit thereof. A model intermediate in absolute background flux, but with a different spectral shape, is provided by Malkan & Stecker (2001) (=MSbaseline).

Fig. 1 shows the resulting spectral energy distribution that provides a reasonable representation of the observed Whipple orphan flare spectrum of 1ES 1959+650 as γ -rays from the π^0 -decay for a maximum proton Lorentz factor of $\gamma'_{p,\text{max}} = 10^4$ with a $\alpha_p = 2$ proton injection spectral index and using various cosmic background models. A total energy density of relativistic protons of $u'_p = 0.045$ ergs cm $^{-3}$ is required for the Primack04-model, while a fit using the maximal absorption background model (Phigh) needs a factor 10 more injected

protons. A variation of the injected proton spectral index α_p to steeper values provides slightly better fits when using the Primack04-model, while the MSbaseline model would prefer harder injection spectra (see Fig. 2). A change of α_p from 2 to 2.5 requires a general increase of u'_p by a factor 1.7 in order to fit the data.

In the giant resonance region, $\sim 33\%$ of all produced pions are charged (Mücke et al. 2000). The charged pions decay, thereby producing copious positrons, which will primarily lose their energy through synchrotron radiation before potentially leaking out of the emission region. Because of the low field strength B'_G (in Gauss) only a fraction $f = w_{\text{obs}}^{\pi^0}/w_{\text{obs}}^{\text{esyn}}$ of the positron energy will be lost during the π^0 -decay γ -ray flare, where $w_{\text{obs}}^{\pi^0} \approx R_m/(8\Gamma^4 c)$ is the (observer-frame) duration of the γ -ray flare (Böttcher 2005) and $w_{\text{obs}}^{\text{esyn}} \approx 1.4 \cdot 10^7 (\Gamma B'_G{}^2 \gamma'_p)^{-1}$ sec is the observer-frame synchrotron loss time scale of the secondary positrons. The mean positron energy is $\gamma'_e \approx 55\gamma'_p$ (Mücke et al. 1999). Thus, we weight the synchrotron radiation of the pairs produced by each γ'_p with f . In Figs. 1, 2 we also present the resulting secondaries' synchrotron radiation which lies $\sim 2 - 3$ orders of magnitude below the optical R-band data points (from Krawczynski et al. 2004).

3. Neutrino production

In hadronic models neutrino production occurs simultaneously to π^0 -decay γ -ray production. The main neutrino production channel is through the decay of charged pions, e.g., $\pi^\pm \rightarrow \mu^\pm + \nu_\mu/\bar{\nu}_\mu$ followed by $\mu^\pm \rightarrow e^\pm + \nu_e/\bar{\nu}_e + \nu_\mu/\bar{\nu}_\mu$. The neutrinos escape without further interaction. Fig. 3 shows the predicted neutrino emission in steady-state from 1ES 1959+650 during the orphan flare in 2002. The photon-hadron interactions take place predominantly in the resonance region, where π^- and thus $\bar{\nu}_e$ production is suppressed.

The neutrino production spectrum depends in general on the injection proton spectrum modified by interactions and energy losses, and the spectrum and density of target photons. For the 1ES 1959+650 flare the photopion production rate approximately follows a broken power law, $(\dot{\gamma}'_p/\dot{\gamma}'_p)_\pi \equiv t'^{-1}_\pi \propto \gamma'^{1.2}_p$ for proton energies below $\sim 10^3$ GeV, and $t'^{-1}_\pi \propto \gamma'^{0.5}_p$ above due to the break in the target photon spectrum (see Fig. 1). The cutoff in the ν -spectrum is a consequence of the injection proton spectrum turnover at 10^4 GeV.

In addition to the neutrinos from the meson decay chain, there will be a small contribution of $\bar{\nu}_e$ from the decay of neutrons (not shown in the figure) that have been produced. For $R' = 10^{16}$ cm, only neutrons of energy ~ 300 GeV will decay inside the production region. High-energy neutrons leaving the source into the observer's sight line will decay and produce highly beamed neutrinos. Those neutrinos also appear to originate from the AGN.

In addition, there will be another contribution from neutrons decaying close enough to the system to appear as a point source to the observer at cosmological distances. In the following we disregard this ν -contribution since we aim mainly for the expected muon neutrino flux arriving at Earth. We do not consider any additional contribution from escaping cosmic rays interacting while propagating through the cosmic microwave background radiation.

For an $\alpha_p = 2$ proton spectrum and using the Primack04 background model we find the expected integrated neutrino flux at $E_\nu > 100$ GeV to be $2.2 \cdot 10^{-9} \text{cm}^{-2} \text{s}^{-1}$ with a neutrino flavor ratio of $\nu_\mu : \nu_e : \nu_\tau = 2 : 1 : 0$. Neutrino oscillations during intergalactic propagation leads to a $\nu_\mu : \nu_e : \nu_\tau = 1 : 1 : 1$ flavor ratio upon arrival at the Earth. The muon neutrino flux arriving at Earth can thus be estimated to $7.9 \times 10^{-10} \text{cm}^{-2} \text{s}^{-1}$ (> 100 GeV). The absolute neutrino flux depends on the γ -ray absorption in the cosmic background radiation field and on the unknown proton injection spectral index. We estimate the uncertainty from different cosmic background models to not more than a factor of 10 by using two extreme background models (see Sec. 2), namely Primack et al. (2004) as a low and Aharonian et al. (2003) as a high absorption model, to fit the γ -ray data. When varying the injection proton spectrum from $\alpha_p = 2 - 2.5$, the resulting ν -flux changes by not more than a factor 2.

4. Neutrino event rates and detectibility

Within the HSM model a neutrino flare is expected simultaneously to the TeV orphan flare and with an duration $w_{\text{obs}}^{\pi^0} \approx R_m / (8\Gamma^4 c)$ (Böttcher 2005) that is comparable to the γ -ray outburst. For the 2002 orphan flare of 1ES 1959+650, $w_{\text{obs}}^{\pi^0} \sim 1/3$ hr. We calculate the expected ν_μ event rate from this flare by

$$\dot{n}_{\text{AGN}} = \int_{E_{\nu, \text{min}}}^{E_{\nu, \text{max}}} dE_\nu \frac{d\Phi_{\nu, \text{AGN}}}{dE_\nu} A_{\text{eff}}^\nu(E_\nu, \delta) \quad (2)$$

where $d\Phi_{\nu, \text{AGN}}/dE_\nu$ is the differential ν_μ -flux and $A_{\text{eff}}^\nu(E_\nu, \delta)$ the effective area for ν -detection which is dependent on the neutrino energy and the declination δ of the AGN. For the determination of the expected AMANDA-II event rate the compilation of the effective ν -detection area as published in Ackermann et al. (2004) and Ahrens et al. (2004) is used, while for IceCube we assumed a factor 100 improvement of the effective area with respect to AMANDA-II.

For an $\alpha_p = 2$ proton spectrum, we anticipate a ν_μ -rate in AMANDA-II of $\dot{n}_{1\text{ES } 1959+650} \sim 9.6 \times 10^{-4 \dots -5}$ events/hr emitted during the 1ES 1959+650 orphan flare in June 2002. This is several orders of magnitude below the observed events by AMANDA-II. Even for IceCube

with an anticipated factor 100 improvement of the effective area, the detection of such flares is only possible if the signals of many flaring events are co-added.

For a meaningful signal of AGN neutrinos we need to incorporate the nearly isotropic background, predominantly from atmospheric neutrinos, which significantly aggravates the challenge for detections of events of extraterrestrial origin at GeV – PeV energies. The expected event rate \dot{n}_{atmos} from the atmospheric ν -background is obtained by

$$\dot{n}_{\text{atmos}} = \int_{\Omega} d\Omega \int_{E_{\nu, \text{min}}}^{E_{\nu, \text{max}}} dE_{\nu} \frac{d\Phi_{\nu, \text{atmos}}}{d\Omega dE_{\nu}} A_{\text{eff}}^{\nu}(E_{\nu}, \delta) \quad (3)$$

with $d\Phi_{\nu, \text{atmos}}/d\Omega dE_{\nu}$ the differential atmospheric ν -flux in a solid angle element $d\Omega$ and energy element dE_{ν} . We use a recent compilation of the atmospheric ν -flux of Spiering (2005) for the present work. AMANDA-II's capabilities in reconstructing ν -events is estimated to $\sim 2.5^{\circ}$ (Spiering 2005), which corresponds to a resolution element of $\sim 2 \times 10^{-3}$ sr. The number of atmospheric ν -events (> 100 GeV) per year and resolution element for AMANDA-II is then 0.2 and 0.8 for vertical and horizontal showers, respectively, from the direction of 1ES 1959+650. In the following we use $\dot{n}_{\text{atmos}} = 0.5$ events/yr for AMANDA-II, and estimate $\dot{n}_{\text{atmos}} = 4$ events/month for IceCube. The number of observed events N_{obs} with $N_{\text{obs}} = N_{\text{AGN}} + N_{\text{atmos}}$ follows a Poissonian distribution

$$P(N_{\text{obs}}, N_{\text{atm}}) = \frac{N_{\text{atm}}^{N_{\text{obs}}}}{N_{\text{obs}}!} \exp(-N_{\text{atm}}) ,$$

and by appropriate summation of this distribution we can determine the event rate of AGN neutrinos required for a signal of pre-specified significance. Fig. 4 gives the result for a 5σ excess of 100 GeV – 100 TeV AGN neutrinos in a predetermined 2×10^{-3} sr resolution element. Obviously, AMANDA-II would need AGN flare exposures of order years for only a 5σ signal, while the required exposure time scale for IceCube is of order months. The duration of the 1ES 1959+650 orphan flare in June 2002 was only a fraction of an hour. Mkn 421 had similar flare durations. This indicates that many orphan flare states have to be co-added to produce meaningful signals, even in the IceCube detector.

5. Conclusions

We presented calculations of the neutrino flux and ν_{μ} event rate from the expected neutrino flare that was accompanied by the γ -ray orphan flare of 1ES 1959+650 in June 2002, within the recently proposed hadronic Synchrotron Mirror model. In this model, neutrino production is the result of decaying charged mesons that are produced in hadronic

interactions of photons and relativistic protons in the giant resonance region of the cross section, with the target photon field built up through reflecting the primary flare synchrotron emission at clouds at a distance of a few pc from the central engine. The duration of this ν -outburst is of order $\sim 1/3$ hr, comparable to the orphan TeV-flare, and should occur ~ 15 days after the primary TeV- and contemporaneously with the orphan TeV-flare.

The expected neutrino flux level ranges between $\sim 8 \times 10^{-10}$ and 1.3×10^{-8} $\text{cm}^{-2} \text{s}^{-1}$ (> 100 GeV), depending on the cosmic background model and proton injection spectral indices ($\alpha_p = 2 - 2.5$). Given the short duration of this ν -flare, the expected rate in AMANDA-II is of order $10^{-4} \nu_\mu$ events per hour and thus insufficient to explain the recent ν -event observed by AMANDA-II from the direction of 1ES 1959+650 at the time of the June 2002 orphan TeV-flare. For a ground based neutrino observatory this signal at energies ≤ 10 TeV has to compete with the strong atmospheric neutrino background. An estimate of the required exposure time for a 5σ signal in AMANDA-like and IceCube-like instruments reveals that AMANDA's capabilities do not allow to detect single ν -flares within the HSM model, and an accumulation of order years of orphan flare states would be necessary to produce a meaningful signal. This situation significantly improves with km^3 arrays like IceCube where a 5σ signal is expected by co-adding less than ~ 2 months of flaring data.

AR acknowledges financial support by a Lise-Meitner fellowship. MB acknowledges partial support by NASA through XMM-Newton GO grant no. NNG 04GF70G.

REFERENCES

- Ackermann, M., et al. (AMANDA collaboration), 2004, astro-ph/0412347
- Aharonian, F.A., et al. 2003, A&A, 403, 523
- Aharonian, F.A., et al. (H.E.S.S. collaboration), 2005, A&A, 430, 865
- Ahrens, J., et al. (AMANDA collaboration), 2004, Phys. Rev. Lett., 92, 071102
- Atoyan, A. M., & Dermer, C. D., 2003, ApJ, 586, 79
- E. Bernardini, 2005, in: "Workshop on Particles and Radiation from Cosmic Accelerators", Chiba, Japan (<http://astr.phys.s.chiba-u.ac.jp/ca2005/>)
- Blażejowski, M., et al., 2005, ApJ, submitted
- Böttcher, M., 2002, in proc. "The Gamma-Ray Universe", XXII Moriond Astrophysics Meeting, eds. A. Goldwurm, D. N. Neuman, & J. T. T. Vãn, p. 151
- Böttcher, M., 2005, ApJ, 621, 176
- Catanese, M., et al. 1997, ApJ, 487, L143
- Chadwick, P. M., et al., 1999, ApJ, 513, 161
- Daniel, M. K., et al. (VERITAS collaboration), 2005, ApJ, 621, 181
- Holder, J., et al., 2003, ApJ, 583, L9
- Horan, D., et al., 2002, ApJ, 571, 753
- Kajino, F., et al., 1999, 26th ICRC, OG 2.1.21, 3, 370
- Krawczynski, H., et al., 2004, ApJ, 601, 151
- Malkan, M.A., Stecker, F.W., 2001, ApJ, 555, 641
- Mücke, A., et al., 1999, in: Proc. "19th Texas Symposium on Relativistic Astrophysics and Cosmology", Paris, France.
- Mücke, A., et al., 2000, Comp.Phys.Commun., 124, 290
- Mücke, A., & Protheroe, R. J., 2001, Astropart. Phys., 15, 121
- Mücke, A., et al., 2003, Astropart. Phys., 18, 593

Postnikov, S., & Böttcher, M., 2005, in preparation

Primack, J., et al., 2001, AIP Conf. Proc., 558, 463

Primack, J., Bullock, J. & Somerville, R., 2004, in: Proc. of the "Gamma 2004" conf., Heidelberg, Germany

Punch, M., et al., 1992, Nature, 358, 477

Resconi, E., 2005, in: "Aspen Winter Conference: The Highest Energy Physics", Aspen, USA (<http://conferences.fnal.gov/aspen05/>)

Spiering, C., 2005, astro-ph/0503122

Quinn, J., et al. 1996, ApJ, 456, 83

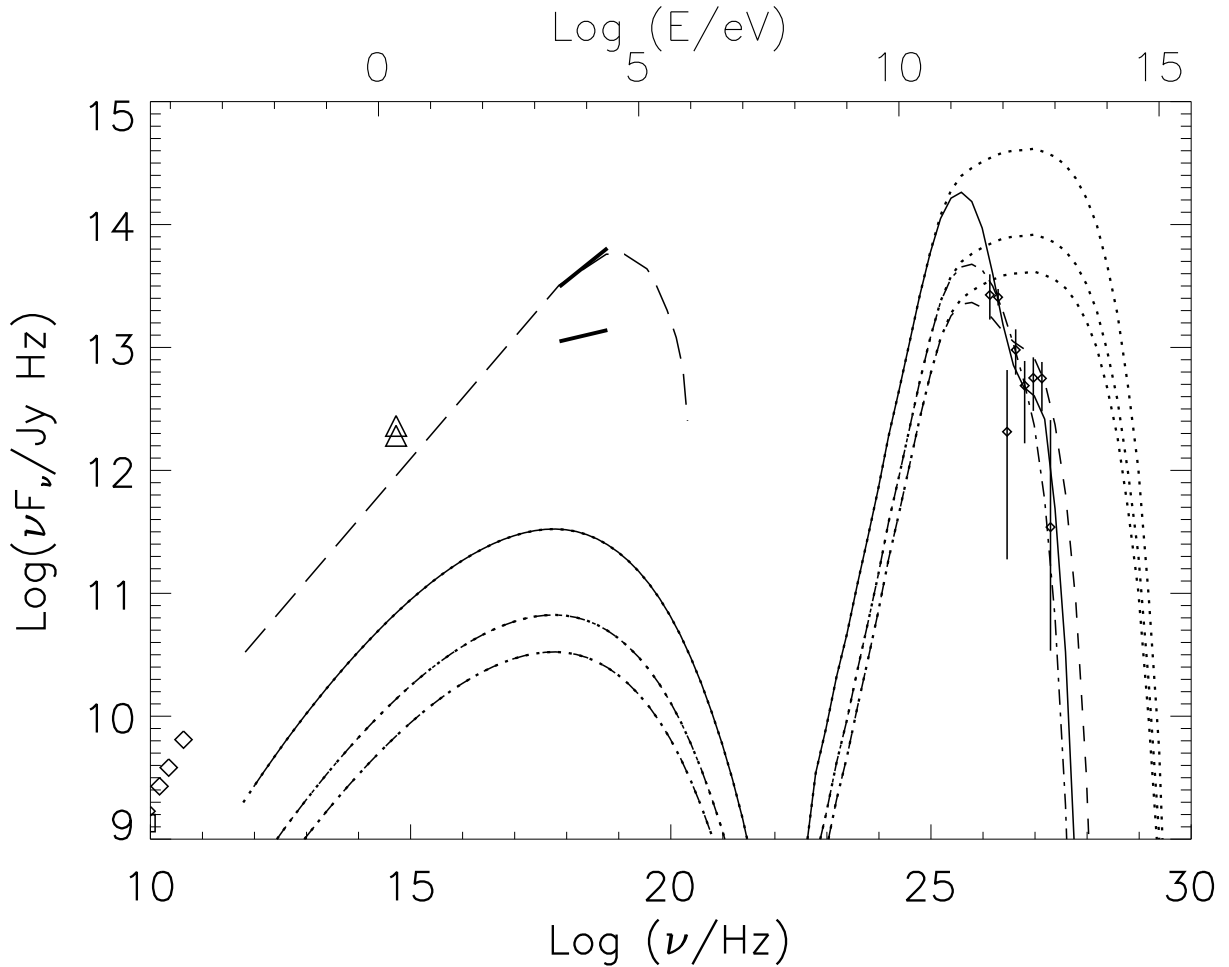


Fig. 1.— Broadband spectral energy distribution of 1ES 1959+650. The long-dashed line represents the electron synchrotron component of the primary TeV flare as modelled by Krawczynski et al. (2004) and scaled to account for the May X-ray data. The RXTE data of the low and high state are represented by the heavy solid lines. The dotted line shows the calculated de-absorbed π^0 -decay γ -ray spectrum for an $\alpha_p = 2$ proton injection spectrum, while the solid, dashed and dashed-dotted lines refer to the case where absorption in the cosmic background radiation field has been taken into account, using the background model of Aharonian et al. (2003) (=Phigh), Primack et al. (2004) (=Primack04) and Malkan & Stecker (2001) (=MSbaseline), respectively. The corresponding predicted secondary e^+ synchrotron emission following π^+ decay in the IR-to-X-ray range is indicated by the same line styles for each background model. The parameters are: $B' = 0.04$ G, $R' = 10^{16}$ cm, $D = 20$, $\tau_m = 0.1$, $\Delta t_{\text{obs}} = 15$ days, $\gamma'_{p,\text{min}} = D$, $\gamma'_{p,\text{max}} = 10^4$, $u'_p = 0.45$, 0.045 and 0.09 erg/cm³ for the Phigh, Primack04 and MSbaseline model, respectively. Data are from Krawczynski et al. (2004) and Daniel et al. (2005).

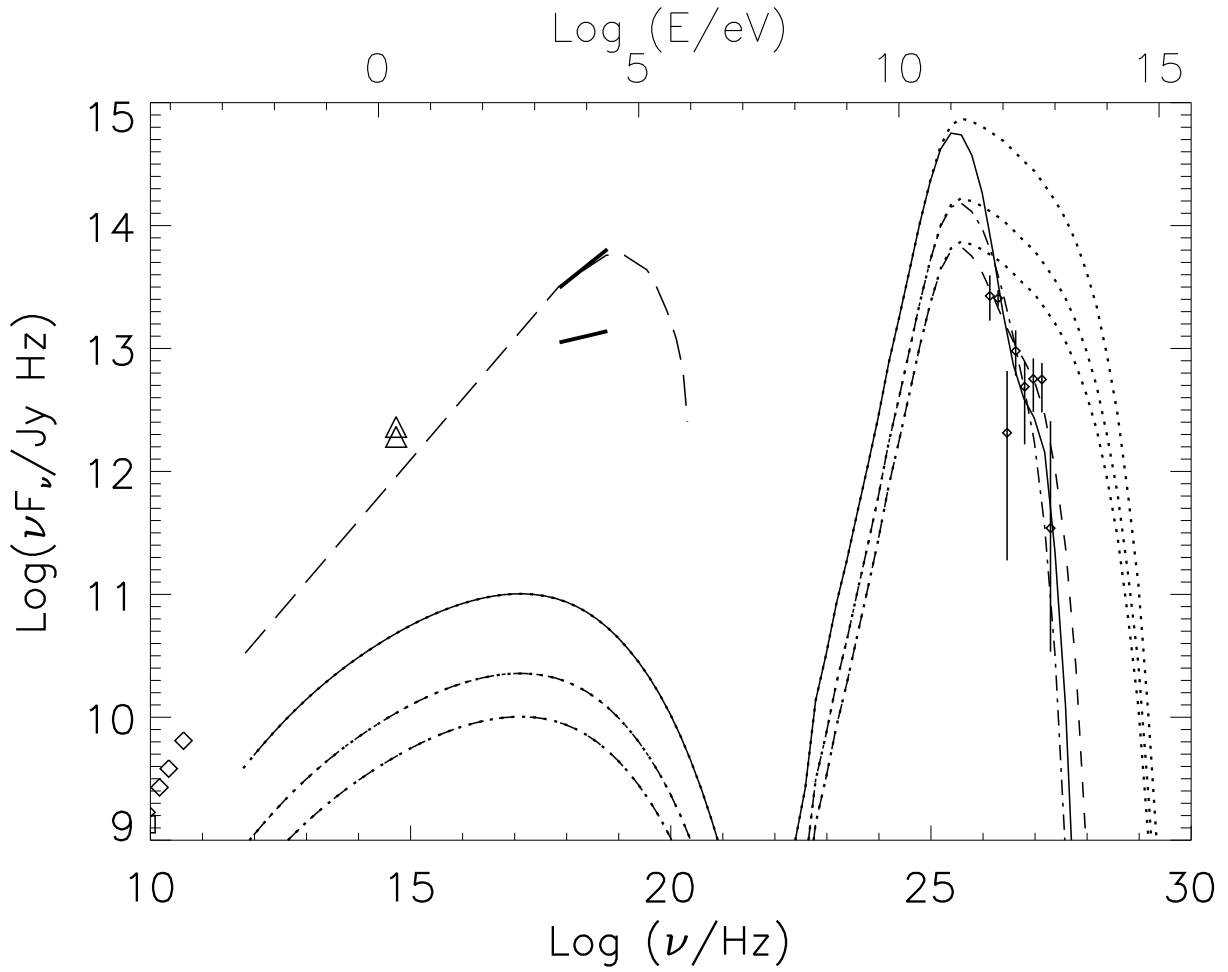


Fig. 2.— Same as Fig. 1 but with $\alpha_p = 2.5$ and $u'_p = 1.2, 0.12$ and 0.27 erg/cm^3 for the Phigh, Primack04 and MSbaseline model, respectively.

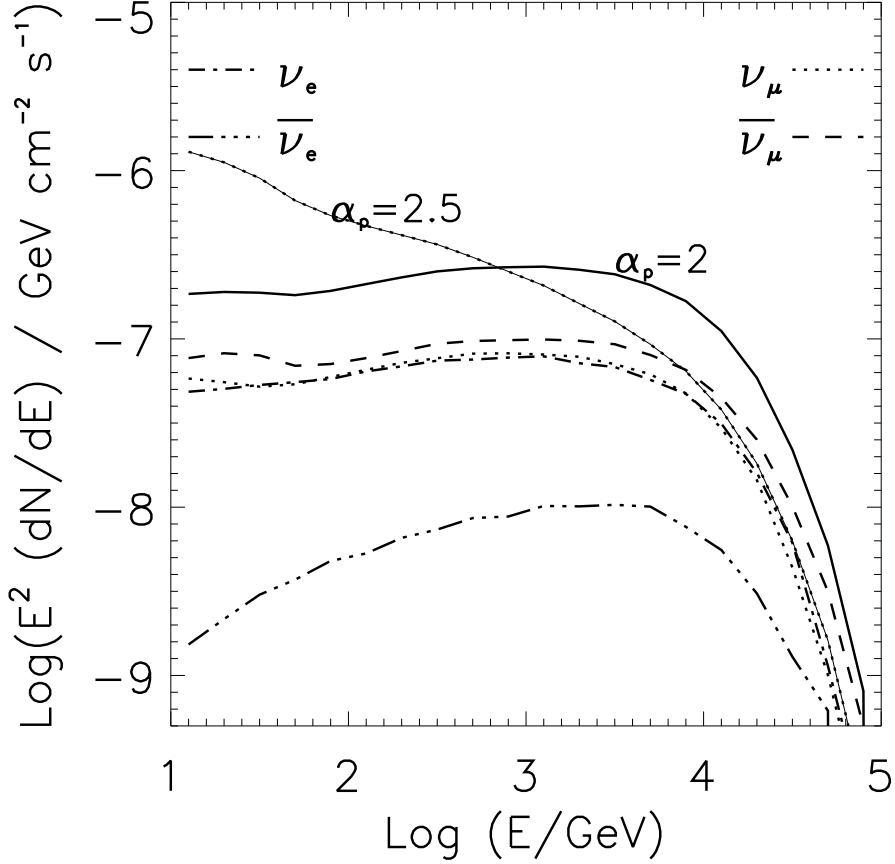


Fig. 3.— Predicted neutrino spectrum of 1ES 1959+650 during the "orphan" flare. The dashed, dotted, dashed-dotted and dashed-triple dotted lines refer to a $\alpha_p = 2$ injection spectrum. The solid lines represent the total neutrino ($\nu_\mu + \bar{\nu}_\mu + \nu_e + \bar{\nu}_e$) flux for a $\alpha_p = 2$ and $\alpha_p = 2.5$ injection spectrum and using the low photon absorption model (Primack et al. 2004). The use of a high photon absorption model (Phigh) leads to a factor 10 higher ν -flux. Neutrino oscillations nor β -decay neutrinos has not been taken into account here.

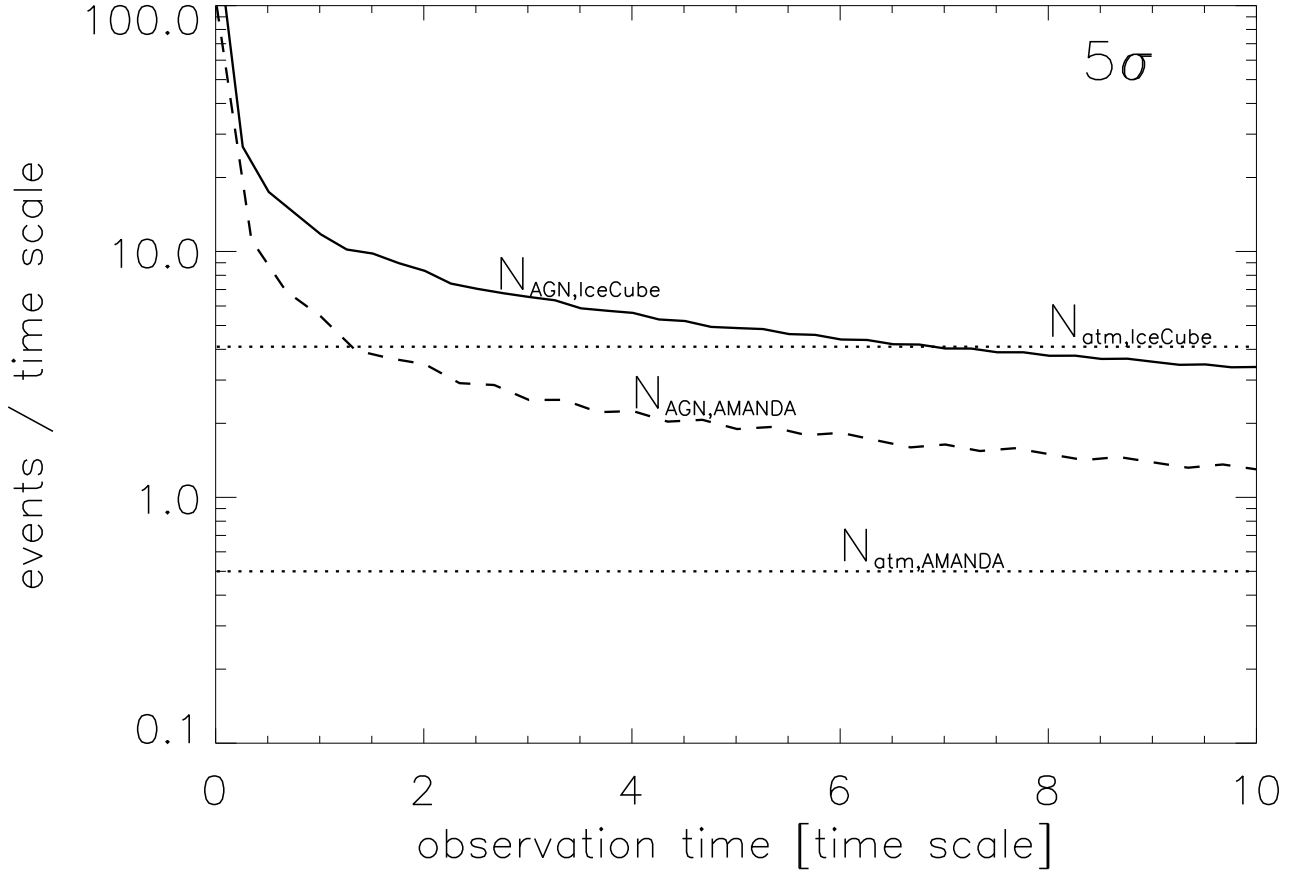


Fig. 4.— The required AGN neutrino event rate in AMANDA-II (dashed line) and IceCube (solid line) for a 3σ excess per $(2.5^\circ \times 2.5^\circ)$ resolution element as a function of the observing time, measured *in months for IceCube* and *in years for AMANDA-II*. The dotted and dashed-dotted line represents the event rate from the atmospheric background for IceCube and AMANDA-II, respectively. For an AGN neutrino rate of $\sim(0.8-8)/\text{year}$ (AMANDA-II) and $\sim(7-70)/\text{month}$ (IceCube) an observing time of $\sim 0.5 \dots > 10$ years and < 2 months, respectively, would be needed to produce a 5σ signal for a source flaring throughout the observation time.