

Inhomogeneous distribution of mercury on the surfaces of rapidly rotating HgMn stars

O. Kochukhov¹, N. Piskunov¹, M. Sachkov², and D. Kudryavtsev³

¹ Department of Astronomy and Space Physics, Uppsala University, SE-751 20, Uppsala, Sweden

² Institute of Astronomy, Russian Academy of Sciences, Pyatnitskaya 48, 119017 Moscow, Russia

³ Special Astrophysical Observatory, Russian Academy of Sciences, Nizhnii Arkhyz, 357147 Karachai-Cherkessian Republic, Russia

Received 24 March 2005 / Accepted 26 April 2005

Abstract. Starspots are usually associated with the action of magnetic fields at the stellar surfaces. However, recently an inhomogeneous chemical distribution of mercury was found for the mercury-manganese (HgMn) star α And – a well-established member of a *non-magnetic* subclass of the chemically peculiar stars of the upper main sequence. In this study we present first results of the high-resolution survey of the Hg 3984 Å resonance line in the spectra of rapidly rotating HgMn stars with atmospheric parameters similar to those of α And. We use spectrum synthesis modelling and take advantage of the Doppler resolution of the stellar surfaces to probe horizontal structure of mercury distribution. Clear signatures of spots are found in the Hg 3984 Å line profiles of HR 1185 and HR 8723. Two observations of the latter star separated by two days give evidence for the line profile variability. We conclude that inhomogeneous distribution of Hg is a common phenomenon for the rapidly rotating HgMn stars in the 13 000–13 800 K effective temperature range independently of the stellar evolutionary stage. These results establish existence of a new class of spectrum variable spotted B-type stars. It is suggested that the observed Hg inhomogeneities arise from dynamical instabilities in the chemical diffusion processes and are unrelated to magnetic phenomena.

Key words. line: profiles – stars: atmospheres – stars: chemically peculiar – stars: individual: HR 1185, HR 8723

1. Introduction

In several classes of the main sequence stars surface structures are created and supported by a strong magnetic field. The Sun and late-type active stars show complex surface magnetic topologies where the field suppresses convective energy transport and creates cool dark spots. These structures evolve on a relatively short timescale, whereas the magnetic field itself is regenerated by a contemporary dynamo mechanism and undergoes quasi-periodic evolution during activity cycles lasting from a few years to decades. In contrast, some of the B, A, and F chemically peculiar stars have strong global, often dipolar, fields of ~ 1 –10 kG strength which do not change on the short timescales and are believed to be fossil remnants from the epoch of stellar formation. These strong fields introduce anisotropy in the processes of radiative diffusion, resulting in depletion and accumulation of certain chemical elements in different depth layers and surface zones (Michaud et al. 1981). Since magnetic field geometry and uneven surface chemical distribution are generally non-symmetric with respect to the rotation axis, many upper main sequence magnetic stars exhibit rotational modulation of various magnetic field observables,

line profiles, and brightness in broad photometric bands – a behaviour commonly described by *the oblique rotator model*.

Alongside the magnetic spotted chemically peculiar stars there exists a group of mercury-manganese (HgMn) stars for which no solid evidence of a magnetic field is detected (Shorlin et al. 2002 and references therein). These objects are found within the main sequence band in the T_{eff} range between 10 500 and 15 000 K and have extremely stable photospheres, providing one of the best astrophysical laboratories for investigation into the radiative diffusion in stars. None of the variability phenomena associated with the oblique rotator framework has been unambiguously detected nor expected for the HgMn stars until recently. This paradigm had to be abandoned when convincing evidence for the profile changes in the resonance Hg 3984 Å line has been revealed by the very high quality observations of the brightest HgMn star α And collected by Ryabchikova et al. (1999) and Adelman et al. (2002). The authors of the latter study demonstrated that the most likely interpretation of this variability is an inhomogeneous Hg surface distribution, coupled with the 2.382 day rotation period of the star. Doppler mapping of the mercury distribution in α And (Adelman et al. 2002) showed that this element is depleted close to both rotation poles and is concentrated in a series of spots located at the stellar equator.

The discovery of Hg spots in the atmosphere of α And has challenged our understanding of the nature of HgMn stars and the role of magnetic field in creating stellar surface structures. In no classical magnetic A or B star with inhomogeneous chemical distributions could we find a spotted structure limited to just one chemical element and showing such a high degree of symmetry with respect to the stellar rotation axis. Adding to the puzzle, numerous high-precision spectropolarimetric observations of α And (Glagolevskij et al. 1985; Chountonov 2001; Wade et al. 2004) failed to detect magnetic field which could be responsible for the observed anomalous behaviour of Hg.

A clue to the nature of the α And phenomenon can be obtained by establishing its extent among other HgMn stars. This requires collecting high-resolution high S/N observations of Hg lines followed by a careful time-series analyses of the integral line profile characteristics, such as equivalent width, line depth, and central wavelength. A different and more sensitive type of observation can be performed for the rapidly rotating HgMn stars. In these objects the stellar line shapes are dominated by the rotational Doppler broadening and spectral contribution of different surface zones could be resolved in the profiles of absorption lines. In this situation surface structures manifest themselves through significant deviation of the spectral line shapes from a pure rotational profile. The *Doppler imaging* method (Vogt & Penrod 1983) exploits these unique properties of the spectra of rapidly rotating stars and, in principle, is capable of establishing the presence of stellar surface inhomogeneities from a single high-quality recording of a spectral line profile.

In the present study we utilize the Doppler imaging principle and search for the signatures of mercury spots in the atmospheres of rapidly rotating HgMn stars with T_{eff} similar to that of α And. Using this approach we discover two HgMn stars with inhomogeneous surface distribution of Hg and demonstrate line profile variability for one of them.

2. Observations and data reduction

We recorded high-resolution spectra of rapidly rotating HgMn stars using the cross-dispersed Nasmyth Echelle Spectrometer (NES, Panchuk et al. 1999) installed at the 6-m telescope of the Russian Special Astrophysical Observatory. A sample of 6 bright ($V = 5.45\text{--}6.05$) HgMn stars was chosen according to the spectral classification in the SIMBAD database and literature references. Catalogues of the projected rotational velocity measurements (Abt et al. 2002; Strom et al. 2003) were used to select HgMn stars with $v_e \sin i \gtrsim 50 \text{ km s}^{-1}$. According to the literature references in SIMBAD and information in the relevant catalogues (Pourbaix et al. 2004), none of the program stars is known to be a spectroscopic binary.

Stellar observations were obtained during the period between July 28 and August 5, 2004. All program stars were observed once, except HR 8723 for which two spectra were obtained. A 2K \times 2K Loral CCD detector used with the NES spectrograph allowed us to record 22 echelle orders with complete wavelength coverage of the 3495–4190 Å region and a spectral resolving power of $\lambda/\Delta\lambda = 36\,500$.

Table 1. The log of NES observations of rapidly rotating HgMn stars. Columns give the HR and HD numbers of the target stars, heliocentric Julian Date for the middle of exposure, the length of exposure, and the signal-to-noise ratio achieved for the spectral region around the Hg 3984 Å line.

HR	HD	HJD–2 400 000	T_{exp} (min)	S/N
1079	21933	53223.506	50	290
1185	23950	53218.519	55	370
1445	28929	53215.532	60	330
1484	29589	53219.548	40	330
1576	31373	53224.523	60	290
8723	216831	53216.520	40	510
		53218.432	40	470

The software package (Piskunov & Valenti 2002) was used for the optimal extraction of the NES spectra. A wavelength scale with an internal accuracy of 50–70 m s^{−1} was established by means of a 2-D wavelength calibration procedure which made use of ≈ 600 ThAr lines in all echelle orders. Provisional normalization of the spectra was performed by fitting a smooth function to the line-free spectral regions. This procedure is not applicable to the echelle orders containing wide hydrogen Balmer lines. Continuum in these regions was instead adjusted in such a way that the observed hydrogen line wings would match synthetic spectra computed as described in Sect. 3.

For the employed CCD detector and spectral resolution of our observations the instrumental profile of the spectrograph is somewhat oversampled (4.4 pixels/resolution element). This allowed us to reduce the pixel sampling of the spectra by a factor of 2 which increased the S/N ratio without compromising resolution. The signal-to-noise ratio of the resampled spectra lies in the range of 290–510 for the spectral region containing the Hg 3984 Å line.

The summary of our spectroscopic observations of HgMn stars is given in Table 1.

3. Spectrum synthesis calculations

To probe the structure of mercury distribution on the surfaces of HgMn stars we have to develop an objective method for characterizing deviation of the observed profile of the resonance Hg line at $\lambda 3984$ Å from the basic rotational profile. We choose to compare the observed spectra with the theoretical spectrum synthesis computation performed under assumption of a homogenous Hg abundance distribution.

The colours in the Strömgren photometric system were extracted from the $uvby\beta$ catalogue of Hauck & Mermilliod (1998) and were used to determine atmospheric parameters, T_{eff} and $\log g$, with the help of two widely used photometric calibrations (Moon & Dworetzky 1985; Napiwotzki et al. 1993) implemented in the code (Rogers 1995). For all program stars we found consistent atmospheric parameters and adopted effective temperature and surface gravity in between the values given by the two calibrations (see Table 2). The errors in T_{eff} and $\log g$ are estimated to be 200 K and 0.1 dex respectively. Model atmospheres of the program stars were gen-

Table 2. Atmospheric parameters and other characteristics of the rapidly rotating HgMn stars included in our study. Columns give the HR number of the program stars, effective temperature and surface gravity obtained from the Strömgren photometric colours using calibrations of Moon & Dworetzky (1985) and Napiwotzki et al. (1993), T_{eff} and $\log g$ adopted in the present paper, Hipparcos parallax, and projected rotational velocity. The last three columns report inferred abundances of Si, Y, and Hg. The latter parameter corresponds to the optimum fit of the Hg λ line wings.

HR	Moon & Dworetzky (1985) T_{eff} (K)	$\log g$	Napiwotzki et al. (1993) T_{eff} (K)	$\log g$	Adopted T_{eff} (K)	$\log g$	$v_e \sin i$ (km s^{-1})	π (mas)	$\log N/N_{\text{tot}}$		
									Si	Y	Hg
1079	11948	4.13	12040	4.07	12000	4.1	87.6	9.18±0.87	-5.00	-6.60	-6.00
1185	12892	4.06	13110	3.97	13000	4.0	67.0	10.14±0.90	-4.80	-7.50	-5.45
1445	12885	4.05	12990	3.97	12900	4.0	56.4	7.00±0.86	-4.40	-7.80	-6.15
1484	14473	4.29	14763	4.16	14600	4.2	63.2	9.46±0.78	-4.70	-7.50	-6.80
1576	13884	4.14	14013	4.03	13900	4.1	74.6	7.71±0.87	-4.50	-7.50	-6.20
8723	13057	3.65	13058	3.56	13100	3.6	67.1	3.90±0.70	-4.65	-7.30	-6.40

erated with the rot code of Kurucz (1993) assuming zero microturbulence and solar chemical composition.

The spectrum synthesis calculations in this paper were carried out with the help of the rot code developed by O. Kochukhov. This program is based on the rot code (Piskunov 1992) and rot package (Valenti & Piskunov 1996).

rot uses a non-magnetic version of the quadratic DELO radiative transfer algorithm (Socas-Navarro et al. 2000) to compute theoretical intensity spectra on the adaptive wavelength grid for a range of angles between the line of sight and normal to the stellar surface. The disk-integrated flux spectrum is calculated for a given $v_e \sin i$ by summing the Doppler-broadened contributions of different surface annular zones. This spectrum synthesis approach allows us to reach a higher precision in modelling the spectra of rapidly rotating stars compared to the convolution of the flux spectra with a Doppler broadening function (Gray 1992) assuming a linear limb-darkening law.

Numerical procedure for the calculation of the opacity due to the hydrogen Balmer lines implemented in rot includes recent developments in the Balmer line broadening theory (Stehlé 1994; Barklem et al. 2000).

Atomic line list used in our study of the HgMn stars was obtained from the VALD database (Kupka et al. 1999). In addition, the line list was complemented by 15 isotope and hyperfine components of the Hg λ 3984 Å line based on the data given in Table 3 of Woolf & Lambert (1999). The oscillator strengths of the Hg λ line components were recalculated for the terrestrial isotope mixture of Hg (see Table 1 in Proffitt et al. 1999).

3.1. Si II lines

Since all HgMn stars investigated here are characterized by substantial rotation, $v_e \sin i$ is the most important parameter determining the spectral line shapes. Accurate measurements of the projected rotational velocity were obtained by fitting a short spectral segment containing strong Si II lines at λ 4128.05, 4130.87, 4130.89 Å. The stellar radial velocity, $v_e \sin i$, and the silicon abundance were adjusted simultaneously. Occasionally, concentrations of Mn, Ti, and Cr were also modified to obtain a better description of the weak features of these elements blending the Si II lines. Resulting $v_e \sin i$ parameter and Si abundance

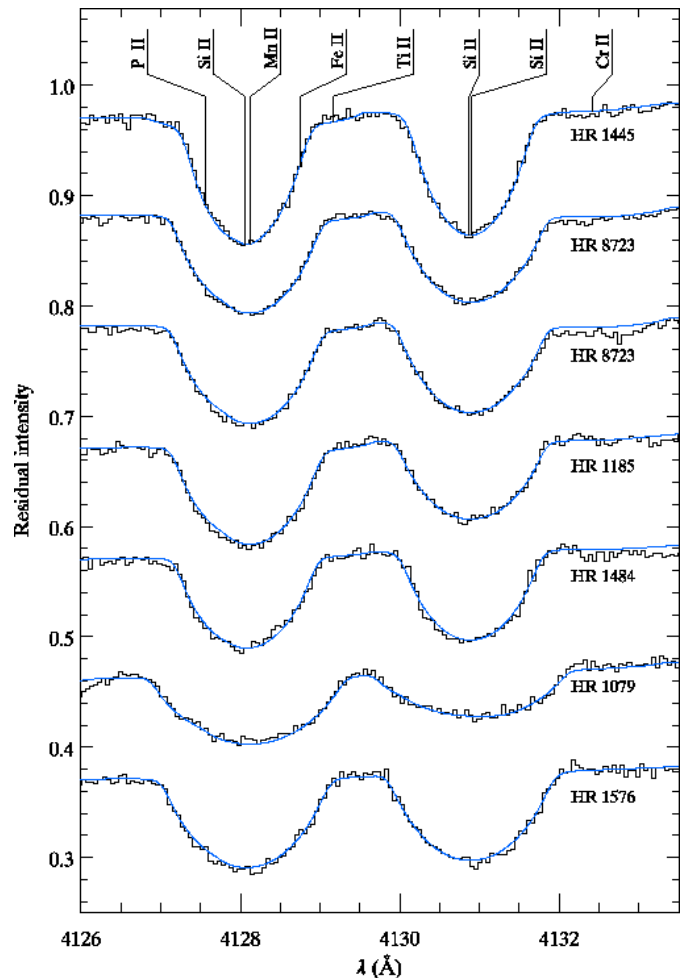


Fig. 1. The spectra of rapidly rotating HgMn stars in the vicinity of the Si II λ 4128.05 and 4130.89 Å lines. Observations are shown with histograms, whereas the solid curves correspond to the best-fit synthetic spectra. Stellar spectra are displaced in the vertical direction for display purpose. Two observations of HR 8723 are compared with the same theoretical calculation.

are reported in Table 2. These values are uncertain to approximately $\pm 1 \text{ km s}^{-1}$ and ± 0.05 dex respectively.

The fit of the high S/N spectra of HgMn stars in the 4126–4134 Å region is illustrated in Fig. 1. For all 7 observations

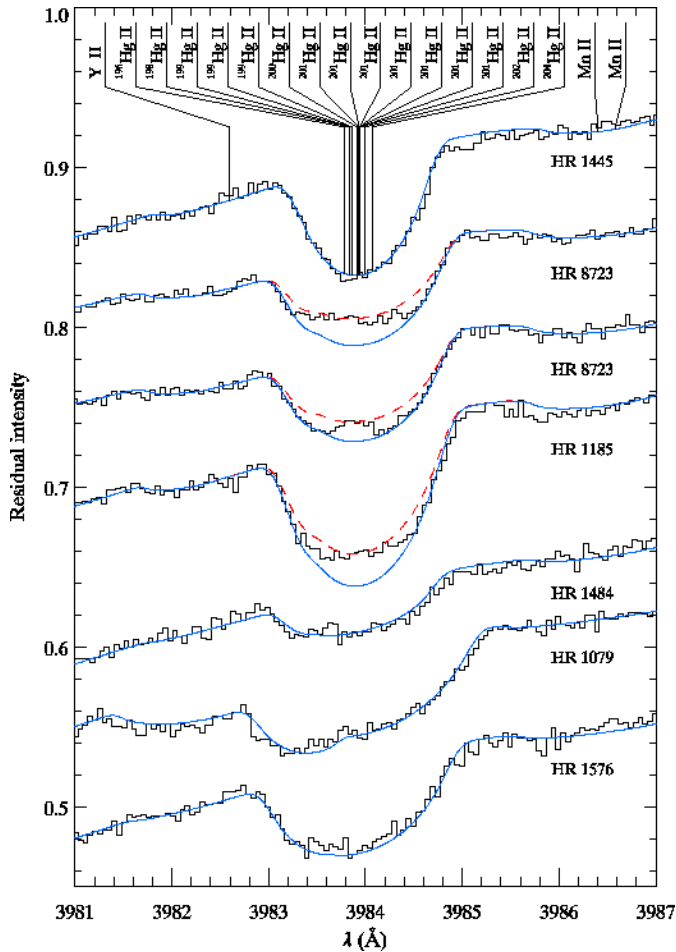


Fig. 2. The resonance Hg λ 3984 Å in the spectra of rapidly rotating HgMn stars. Observations are shown with histogram, whereas lines correspond to the best-fit theoretical spectra. The solid curve illustrates the fit of the Hg λ 3984 Å line wings. For the spectrum of HR 1185 and two observations of HR 8723 showing anomalous line profile shapes additional theoretical spectrum (dashed line) shows approximate fit of the line cores. The spectra of the HgMn stars are displaced in the vertical direction for display purpose.

of 6 stars we are able to obtain a very good description of the Si λ 3965 Å line shapes. No distortion of the Si λ 3965 Å lines indicative of the surface structures or spectroscopic binarity is detected.

3.2. Hg λ 3984 Å line

The resonance line of Hg λ 3984 Å was analysed using the $v_e \sin i$ value determined from fitting the Si λ 3965 Å lines. To achieve a good description of this spectral region abundances of Hg, Y, and Mn were adjusted simultaneously. Absorption due to the red wing of the hydrogen H ϵ line was taken into account. Resulting best-fit synthetic spectra are illustrated in Fig. 2. Inferred abundances of Hg and Y are given in Table 2. The respective internal error bars are approximately 0.1 and 0.3 dex. For HR 1445, HR 1484, HR 1079, and HR 1576 the observed spectra can be reproduced within the error bars with a unique Hg abundance. We note that the double structure visible in the

Hg λ 3984 Å line of HR 1079 is due to the blending with the unusually strong Y λ 3982.59 Å line and is successfully modelled by our theoretical calculation. At the same time, we find that the Hg λ 3984 Å line in the spectra of HR 1185 and HR 8723 could not be fitted assuming a homogeneous surface distribution of mercury. When Hg abundance is chosen to describe the outer line wings, the inner part of the profile is too deep compared to observations. Decreasing abundance to fit intensity in the line core does not produce acceptable results either. It is clear that the overall shape of the Hg λ 3984 Å line deviates significantly from the Doppler-broadened profile expected for these two HgMn stars.

It should be emphasized that the wavelength separation of the isotope components of the Hg λ 3984 Å line is considerably smaller than Doppler broadening for $v_e \sin i = 50\text{--}70$ km s $^{-1}$. Hence, an unusual isotope mixture could not be responsible for the observed line shapes. Our spectrum synthesis calculations demonstrate that, even in the extreme case when the Hg λ 3984 Å line contains only the ^{196}Hg and ^{204}Hg isotope components, a flat-bottomed spectral line shape is only seen for $v_e \sin i$ not exceeding ≈ 15 km s $^{-1}$.

The shallow Hg λ 3984 Å line profiles of HR 1185 and HR 8723 bear strong resemblance to the appearance of this line in some of the rotation phases of α And (see Fig. 5 in Adelman et al. 2002). Consequently, the line profile anomalies found for HR 1185 and HR 8723 are interpreted as a signature of an inhomogeneous surface distribution of Hg.

Two observations of HR 8723 separated by 2 days are shown in Fig. 2. The Hg λ 3984 Å line profile has clearly changed, whereas the Si λ 3965 Å lines (Fig. 1) and all other spectral features are identical within the noise level in the two spectra. This behaviour has a striking similarity to the spectrum variability pattern of α And and strengthens the conclusion that the Hg λ 3984 Å line anomalies seen in HR 8723 arise from a spotted distribution of Hg and that the corresponding profile variability occurs with the rotation period of the star.

4. Discussion

Inspired by the recent discovery and mapping of Hg spots in the atmosphere of α And (Adelman et al. 2002), we carried out a high S/N survey of the Hg λ 3984 Å line in a carefully chosen group of rapidly rotating HgMn stars. For such objects Doppler broadening of the stellar spectra allowed us to obtain partial resolution of the stellar surface and probe possible Hg inhomogeneities. Our observations demonstrate that a spotted Hg distribution is not limited to α And and exists in other HgMn stars. With the help of detailed spectrum synthesis calculations we revealed signatures of an inhomogeneous mercury distribution in two out of six studied stars. Furthermore, for the HgMn star HR 8723 we discover profile variability of the Hg λ 3984 Å line. These observations establish existence of a new class of spectrum variable, spotted, apparently non-magnetic, HgMn stars. The three currently known members include α And, HR 1185, and HR 8723.

Precise Hipparcos parallaxes (ESA 1997) reported for the program stars in Table 2 enable us to establish evolutionary status of the HgMn stars investigated here. In Fig. 3 we compare effective temperatures and luminosities of the HgMn stars stud-

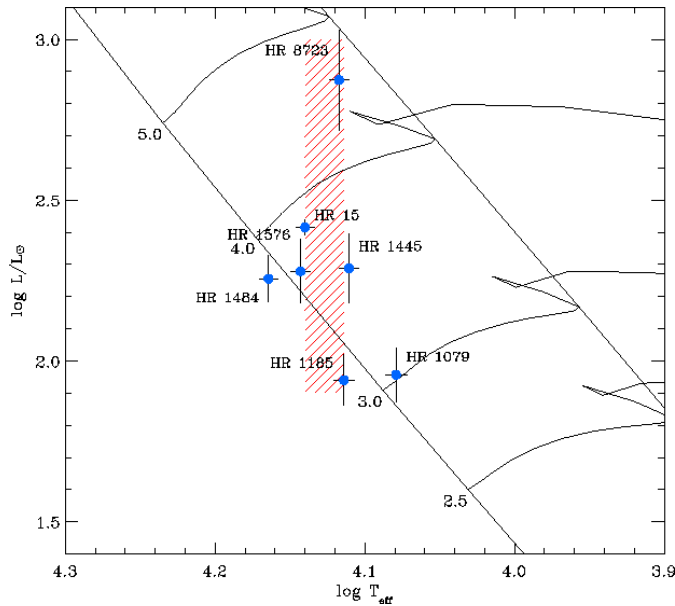


Fig. 3. Effective temperatures and luminosities of rapidly rotating HgMn stars (symbols) are compared with the theoretical evolutionary tracks of Schaller et al. (1992). The shaded area highlights the 13 000–13 800 K T_{eff} range where HgMn stars with an inhomogeneous mercury surface distribution were found so far.

ied by us and α And (=HR 15, $T_{\text{eff}} = 13\,800$ K, Ryabchikova et al. 1999) with the theoretical stellar evolutionary tracks of Schaller et al. (1992). Most of the stars are located close to the zero-age main sequence line and have masses between 3.0 and 4.0 M_{\odot} . HR 8723 is apparently a more massive and evolved HgMn star with $M \approx 4.5 M_{\odot}$. There seems to be no relation between the stellar age and presence of mercury spots. At the same time, a striking result is that the spotted HgMn stars occupy a relatively narrow range of T_{eff} between 13 000 and 13 800 K. Further observations are required to confirm this intriguing behaviour, but taken at face value the outcome of our study indicates that Hg spots can only form in the atmospheres of rapidly rotating HgMn stars lying in this limited T_{eff} interval.

The origin of Hg inhomogeneities in the atmospheres of HgMn stars remains a mystery. The standard link between stellar surface structures and magnetic field is doubtful in this case because the HgMn stars as a class are known to be non-magnetic (Shorlin et al. 2002). Numerous attempts to detect magnetic field in α And itself (Glagolevskij et al. 1985; Chountounov 2001; Wade et al. 2004) steadily decrease an upper limit on the strength of the possible global field, culminating in the recent unprecedented longitudinal field measurement consistent with zero magnetic field, with an error bar less than 10 G, obtained with the new ESPaDOnS spectropolarimeter at CFHT by G. Wade and collaborators (private communication). This places a stringent upper limit of a few tens G on the possible large-scale field, which is well below the equipartition limit for α And. Furthermore, the high-resolution spectropolarimetric observations by Wade et al. (2004) also place severe constraints on the possible presence of higher-order multipole and tangled fields – a type of magnetic topology which has been

successfully detected using identical observational methods in the Doppler-broadened Stokes V profiles of active stars (Donati et al. 1997). Thus, if we assume that the spotted HgMn stars are magnetic at some low level, their field topology as well as the origin of magnetism have to be very unusual and qualitatively different from both global fossil fields of the early-type chemically peculiar stars and complex dynamo-generated magnetic structures found in the active late-type stars. At the same time, these hypothetical magnetic fields of HgMn stars have to possess some degree of global coherency in order to be related to the observed large-scale Hg structures. At the current level of understanding it appears exceedingly difficult to reconcile these contradictory requirements on the field topology and, therefore, we consider a magnetic explanation of the Hg inhomogeneities to be very unlikely.

An alternative interpretation may be related to the possible dynamical instability of the diffusion processes in rapidly rotating HgMn stars. It is not inconceivable that in the narrow range of stellar parameters where Hg spots are found accumulation of this element in the line forming region becomes extremely sensitive to external perturbations. In this situation a few % reduction of the effective gravitational acceleration at the equators of the HgMn stars with substantial rotation is sufficient to produce the observed pole-to-equator gradient in the Hg concentration. In addition to this axisymmetric effect, a range of hydrodynamical instabilities, possibly related to the rotationally induced mixing of the subphotospheric layers, may inhibit or amplify a buildup of the Hg overabundance in different surface zones, creating a patchy time-dependent horizontal distribution of this chemical element. Detailed theoretical investigations into the Hg diffusion are needed to verify this hypothesis and establish timescales of the possible evolution of Hg distribution. A long-term observational campaign aimed at detecting such changes in the surface Hg maps also appears to be extremely promising by itself and as a test of predictions of the radiative diffusion theory.

Acknowledgements. We acknowledge resources provided by the Vienna Atomic Line Database (VALD) and the SIMBAD database, operated at CDS, Strasbourg, France.

We also thank the referee, Dr. G. Wade, whose constructive remarks contributed to the improvement of this paper.

References

- Abt, H. A., Levato, H., & Grosso, M. 2002, *ApJ*, 573, 359
- Adelman, S. J., Gulliver, A. F., Kochukhov, O. P., & Ryabchikova, T. A. 2002, *ApJ*, 575, 449
- Barklem, P. S., Piskunov, N., & O’Mara, B. J. 2000, *A&A*, 363, 1091
- Chountounov, G. 2001, in *Magnetic field across the HR diagram*, eds. G. Mathys, S. Solanki and W. Wickramasinghe, ASP Conf. Ser., 248, 385
- Donati, J.-F., Semel, M., Carter, B. D., Rees, D. E., & Collier Cameron, A. 1997, *MNRAS*, 291, 658
- ESA 1997, *The Hipparchos Catalogue*, ESA SP-1200
- Glagolevskij, Yu. V., Romanyuk, I. I., Bychkov, V. D., & Najdenov, I. D. 1985, *Astron. Letters*, 11, 45
- Gray, D. F. 1992, *The observation and analysis of stellar photospheres*, Cambridge, New York: Cambridge University Press, 2nd ed.
- Hauck, B., & Mermilliod, M. 1998, *A&AS*, 129, 431

- Kupka, F., Piskunov N., Ryabchikova, T. A., Stempels, H. C., Weiss W. W. 1999, A&AS, 138, 119
- Kurucz, R. L. 1993, ATLAS9 Stellar Atmosphere Programs, CD-ROM No. 13, (Smithsonian Ap. Obs.)
- Michaud, G., Charland, Y., & Megessier, C. 1981, A&A, 103, 244
- Moon T. T., & Dworetsky, M. M. 1985, MNRAS, 217, 305
- Napiwotzki, R., Schoenberner, D., & Wenske, V. 1993, A&A, 268, 635
- Panchuk, V. E., Klochkova, V. G., & Najdenov, I. D. 1999, Preprint of the Spec. Astrophys. Obs., No. 135
- Piskunov, N. 1992, in *Stellar magnetism*, eds. Yu. V. Glagolevskij and I. I. Romanyuk, St. Petersburg, Nauka, 92
- Piskunov, N. E., & Valenti, J. A. 2002, A&A, 385, 1095
- Pourbaix, D., Tokovinin, A. A., Batten, A. H., et al. 2004, A&A, 424, 727
- Proffitt, C. R., Brage, T., Leckrone, D. S., et al. 1999, ApJ, 512, 942
- Rogers, N. Y. 1995, Comm. Asteroseismology, 78
- Ryabchikova, T. A., Malanushenko, V. P., & Adelman, S. J. 1999, A&A, 351, 963
- Schaller, G., Schaerer, D., Meynet, G., & Maeder, A. 1992, A&AS, 96, 269
- Shorlin, S. L. S., Wade, G. A., Donati, J.-F., et al. 2002, A&A, 392, 637
- Socas-Navarro, H., Trujillo Bueno, J., & Ruiz Cobo, B. 2000, ApJ, 530, 977
- Stehlé, C. 1994, A&AS, 104, 509
- Strom, S. E., Wolff, S. C., & Dror, D. H. A. 2003, AJ, 129, 809
- Valenti, J. A., & Piskunov, N. 1996, A&AS, 118, 595
- Vogt, S. S., & Penrod, G. D. 1983, PASP, 95, 565
- Wade, G. A., Abecassis, M., Auriere, M., et al. 2004, in *Magnetic stars 2003*, eds. Yu. V. Glagolevskij, D. O. Kudryavtsev and I. I. Romanyuk, 108
- Woolf, V. M., & Lambert, D. L. 1999, ApJ, 521, 414