

# Neutrino Mass Limit from Galaxy Cluster Number Density Evolution

Tina Kahniashvili,<sup>1,2,\*</sup> Eckhard von Toerne,<sup>1,3,†</sup> Natalia A. Arhipova,<sup>4,‡</sup> and Bharat Ratra<sup>1,§</sup>

<sup>1</sup>*Department of Physics, Kansas State University, 116 Cardwell Hall, Manhattan, KS 66506, USA*

<sup>2</sup>*Center for Plasma Astrophysics, Abastumani Astrophysical Observatory, 2A Kazbegi Ave, GE-0160 Tbilisi, Georgia*

<sup>3</sup>*Physikalisches Institut, Universität Bonn, Nussallee 12, D-53115 Bonn, Germany*

<sup>4</sup>*Astro Space Center, P. N. Lebedev Physical Institute, 84/32 Profsoyuznaya, Moscow 117997, Russia*

(Dated: March 2005 KSUPT-05/1)

Measurements of the evolution with redshift of the number density of massive galaxy clusters are used to constrain the energy density of massive neutrinos and so the sum of neutrino masses  $\sum m_\nu$ . We consider a spatially-flat cosmological model with cosmological constant, cold dark matter, baryonic matter, and massive neutrinos. Accounting for the uncertainties in the measurements of the relevant cosmological parameters we obtain a limit of  $\sum m_\nu < 2.4$  eV (95 % C.L.).

PACS numbers: 14.60.Pq, 98.65.Dx, 98.80.Es

Constraints on neutrino masses are of great interest for particle physics as well as for cosmology, and thus attract a lot of scientific attention (for recent reviews see Refs. [1, 2, 3, 4]). Current upper limits on the sum of neutrino masses,  $\sum m_\nu$ , from cosmological structure formation data [5, 6], cosmic microwave background (CMB) fluctuation data [7, 8], or combined CMB + large-scale structure data [9, 10, 11, 12, 13], are of order an eV [14] (for various limits see Table 1 of Ref. [4]). The number of neutrino species can be constrained from Big Bang nucleosynthesis or by using CMB and large-scale structure data [11, 15].

High energy physics experiments also constrain neutrino masses, and have measured the number of light neutrino species with high precision [3]. Direct searches for neutrino mass effects in beta decays yield limits in the region of several eV, but the sum over all neutrino masses is almost unconstrained by beta decay and other experiments, mainly due to the weak limit on the tau-neutrino mass. The measurement of neutrino oscillations on the other hand constrains the differences between the squared masses of the neutrino mass eigenstates  $\Delta m^2$ . With the justified assumption that neutrino masses are non-negative and for mass splittings  $\Delta m_{\odot}^2 \approx 7 \times 10^{-5}$  eV<sup>2</sup> and  $\Delta m_{\text{atm}}^2 > 1.3 \times 10^{-3}$  eV<sup>2</sup> [3], we obtain  $\sum m_\nu > 0.04$  eV if the solar mass splitting is between the highest and second highest mass eigenstates ( $\sum m_\nu > 0.07$  eV if the atmospheric mass splitting is between the two highest states). Results from the LSND collaboration yield a larger lower limit on  $\sum m_\nu$ , and must be considered if confirmed by the MiniBooNE experiment [16], which is currently taking data.

In this paper we use the dependence of galaxy cluster number density evolution on the massive neu-

trino energy density parameter  $\Omega_\nu$  to set a limit on  $\sum m_\nu$ . We consider the standard spatially-flat  $\Lambda$ CDM Friedmann–Lemaître–Robertson–Walker cosmological spacetime model with baryons, cold dark matter (CDM), massive neutrinos, and a non-zero cosmological constant  $\Lambda$  (for a recent review see Ref. [17]). To compute the cluster number density as a function of redshift  $z$  we use the Press–Schechter approach [18, 19] as modified by Sheth and Tormen (ST) [20].<sup>1</sup> This approach makes use of the mass function  $N(M > M_0)$  of clusters (cluster number density as a function of cluster mass  $M$  greater than a fiducial mass  $M_0$ ), which depends on cosmological model parameters [21, 22, 23, 24]. In particular, it is very sensitive to the matter density parameter  $\Omega_M$  ( $= \Omega_b + \Omega_{\text{cdm}} + \Omega_\nu$ , where  $\Omega_b$  and  $\Omega_{\text{cdm}}$  are the density parameters of baryons and CDM, respectively) and the value of  $\sigma_8$  (the r.m.s. amplitude of density fluctuations smoothed over a sphere of  $8h^{-1}$ Mpc radius, where  $h$  is Hubble constant in units of  $100 \text{ km s}^{-1} \text{ Mpc}^{-1}$ ) [25]. The observationally-viable ranges of these two parameters are related (for recent reviews see Refs. [12, 26, 27]), and a current version of the relation between  $\Omega_M$  and  $\sigma_8$  is given in Table 5 of Ref. [26]. The parameter  $\sigma_8$  is determined by the matter fluctuation power spectrum which is sensitive to  $\Omega_\nu$  [2, 6]. This is because the neutrinos are light particles and have a much larger free streaming path length<sup>2</sup> than the CDM particles. Gravitational instability is therefore unable to confine the neutrinos on small and intermediate length scales, resulting in a suppression of small- and intermediate-scale power. See Fig. 6 of Ref. [4] for  $\sigma_8$  as a function of  $\Omega_\nu$  for models normalized to the Wilkinson Microwave Anisotropy Probe (WMAP)

<sup>1</sup> In the following we use PS to refer to the un-modified Press–Schechter approach.

<sup>2</sup> For ultrarelativistic particles the free streaming path length is equal to Hubble radius. After they became non-relativistic, particle velocities are redshifted away adiabatically and so the free streaming path length grows only slowly or decreases [11].

\*Electronic address: tinatin@phys.ksu.edu

†Electronic address: evt@phys.ksu.edu

‡Electronic address: arna@lukash.asc.rssi.ru

§Electronic address: ratra@phys.ksu.edu

data.

Neutrinos are weakly interacting and this characterises how they affect cosmology. When  $m_\nu > 10^{-3}$  eV neutrinos are non-relativistic today [11] and thus behave like a hot component of dark matter. The presence of even a small fraction of massive neutrinos (hot dark matter)  $f_\nu \equiv \Omega_\nu/\Omega_M$ , of order 10-20 %, requires a smaller value for the cosmological constant in comparison to a pure  $\Lambda$ CDM model, while other cosmological parameters are largely unaffected [6]. This is because a smaller  $\Omega_\Lambda$  results in a larger  $\Omega_M$  and hence a faster fluctuation growth rate, which compensates for the reduction of small- and intermediate-scale power caused by the neutrinos. Neutrino free-streaming suppression of the linear<sup>3</sup> growth of density perturbations on small and intermediate scales results in only a fraction of matter of order  $1 - f_\nu$  being involved in gravitational clustering [29]. Being an integral over the power spectrum,  $\sigma_8$  depends sensitively on  $\Omega_\nu$ . This makes the cluster number density evolution with redshift very sensitive to the value of  $\Omega_\nu$  [30, 31], and so to the value of  $\sum m_\nu$  (since  $\sum m_\nu = 94\Omega_\nu h^2$  eV [3]).

As with other cosmological tests, the cluster number density evolution test for neutrino masses requires fixing the range of some cosmological parameters. This may be viewed as a choice of priors; see Ref. [6] for a detailed discussion of priors in the context of deriving neutrino mass limits from cosmological data. The parameter ranges we consider in this computation are picked as follows. Based on Hubble Space Telescope (HST) measurements of the Hubble constant [32], we use  $h = 0.71 \pm 0.07$  (one standard deviation limit).<sup>4</sup> We assume adiabatic density perturbations with primordial power spectral index close to scale-invariant,  $n = 0.98 \pm 0.02$  (1- $\sigma$  range) [12, 26]. Concerning the value of the matter density parameter  $\Omega_M$ , there is evidence for  $\Omega_M \in (0.2, 0.35)$  from different data such as Type Ia supernovae [35], WMAP [33], Sloan Digital Sky Survey (SDSS) and 2 degree Field Galaxy Redshift Survey (2dFGRS) galaxy clustering [26, 27], and galaxy cluster gas mass fraction evolution [36]. For a summary see Ref. [37], who find  $0.2 \lesssim \Omega_M \lesssim 0.35$  at two standard deviations; in our computation we use this as a one standard deviation range. We choose  $\sigma_8 \in (0.77, 1.11)$  as the two standard deviation range; for a discussion see Sec. 3.1 of Ref. [39]. For the baryon density parameter we use from Big Bang nucleosynthesis

$\Omega_b h^2 \in (0.018, 0.022)$ .<sup>5</sup> We work in a spatially-flat model which requires  $1 - \Omega_\Lambda = \Omega_b + \Omega_{\text{cdm}} + \Omega_\nu = \Omega_M$ . The prior on  $\Omega_b$  is less important than the priors on  $\sigma_8$ ,  $\Omega_M$ ,  $h$  or  $n$  [6].

The paucity of galaxy cluster evolution data makes it inappropriate to use data analysis techniques based on  $\chi^2$  fits. Reviewing such data-poor situations in the literature one finds either modified  $\chi^2$  fits assuming gaussian errors on the logarithm of the observed cluster number density or likelihood approaches with Poisson errors based on the number of observed clusters. In our analysis we use a likelihood approach and we define our likelihood function by  $\mathcal{L} = \prod_i e^{-\mu_i} \mu_i^{k_i}/k_i!$ . Here  $k_i$  is the number of observed clusters with mass greater than  $M_0$ , in the  $i^{\text{th}}$  redshift bin (centered at redshift  $z_i$  and of width  $\Delta z$ ) and  $\mu_i(M > M_0, z_i, \Delta z) = \int_{z_i}^{z_i+\Delta z} N_{\text{pred}}(M > M_0, z) dz / (\Delta z \alpha_i)$  is the predicted cluster number in this bin.  $N_{\text{pred}}(M > M_0, z)$  is the predicted cluster number density. The normalization factor  $\alpha_i$ , which has dimensions of inverse volume, is the detection efficiency defined by  $N_{\text{obs}}(M > M_0, z_i) = \alpha k_i$  where  $N_{\text{obs}}(M > M_0, z_i)$  is the observed cluster number density in  $i^{\text{th}}$  redshift bin.

The predicted cluster number density  $N_{\text{pred}}(M > M_0, z)$  depends on the cosmological model considered. An important characteristic of a cosmological model is the linear energy density perturbation power spectrum  $P(k, z)$ . This is sensitive to the values of the cosmological parameters  $h$ ,  $\Omega_M$ , and  $\Omega_b$ , as well as to the density parameter of each dark matter component, i.e.,  $\Omega_{\text{cdm}}$  and  $\Omega_\nu$  (although the requirement of flat spatial hyperspaces can be used to eliminate the dependence on  $\Omega_{\text{cdm}}$ ), and to additional parameters discussed below. This wavenumber-space two-point correlation function of density perturbations,  $P(k, z)$ , at given redshift  $z$ , is determined by the power spectrum of initial perturbations  $P_0(k)$ , the energy density perturbation transfer function  $T(k, z)$ , and the perturbation growth rate  $D(z)$ . The functions  $T(k, z)$  and  $D(z)$  depend on model parameters and describe the evolution of density inhomogeneities [40]. To compute  $P(k, z)$  we assume a close to scale-invariant (Harrison-Peebles-Yu-Zeldovich) post-inflation energy density perturbation power spectrum  $P_0(k) \propto k^n$ , with  $n \sim 1$ , and we use a semi-analytical approximation for the transfer function  $T(k, z)$  in the  $\Lambda$ CDM model with three species of equal-mass neutrinos [41].<sup>6</sup> For the

<sup>3</sup> The effect of massive neutrino infall into CDM halos is studied in Ref. [28]. They found that three degenerate-mass neutrinos with  $\sum m_\nu \sim 2.7$  eV alters the non-linear matter power spectrum by about 1 %.

<sup>4</sup> An analysis of all available measurements of the Hubble constant results in the more restrictive, but HST consistent, estimate  $h = 0.68 \pm 0.07$  (two standard deviation range) [34].

<sup>5</sup> This is more consistent with estimates from WMAP data and from Big Bang nucleosynthesis using the mean of the primordial deuterium abundance measurements, but it is significantly larger than an estimate based on helium and lithium abundance measurements, see, e.g., Ref. [17].

<sup>6</sup> The effects of neutrino mass differences are irrelevant for our considerations, since if  $\sum m_\nu > 0.4$  eV the mass eigenvalues are essentially degenerate [4], while if  $\sum m_\nu < 0.4$  eV the mass differences do not much affect cluster number density evolution

growth rate  $D(z)$  we use Eqs. (2)–(4) of Ref. [31], which are based on results from Refs. [42]. In summary, in our model the free parameters are  $n$ ,  $h$ ,  $\Omega_M$ ,  $\sum m_\nu$  (or  $\Omega_\nu$ ), and  $\sigma_8$  (which fixes the normalization of the power spectrum, as discussed below).

The cluster mass function at redshift  $z$  is  $N(M > M_0, z) = \int_{M_0}^{\infty} dM n(M, z)$ , where  $n(M, z)dM$  is the comoving number density of collapsed objects with mass lying in the interval  $(M, M + dM)$ . In the PS approach the cluster mass function is determined by  $\sigma(R, z)$  the r.m.s. amplitude of density fluctuations smoothed over a sphere of radius  $R = (3M/4\pi\rho_M)^{1/3}$ , where  $\rho_M$  is the mean matter density [18]. The function  $n(M, z)$  is a universal function of the peak height  $\delta_C/\sigma(R)$ , where  $\delta_C = 1.686$ . For gaussian fluctuations,

$$n(M, z) \propto \frac{\delta_C}{\sigma^2(R, z)} \left| \frac{d\sigma(R, z)}{dM} \right| \exp \left[ -\frac{\delta_C^2}{2\sigma^2(R, z)} \right], \quad (1)$$

see, e.g., Eq. (1) of Ref. [19]. The evolution of the cluster mass function is determined by the  $z$  dependence of  $\sigma(R, z)$ . Now  $\sigma^2(R, z)$  is related to the power spectrum  $P(k, z)$  through

$$\sigma^2(R, z) = \frac{1}{2\pi^2} \int_0^{\infty} P(k, z) |W(kR)|^2 k^2 dk, \quad (2)$$

where  $W(kR)$  is the Fourier transform of the top-hat window function,  $W(x) = 3(\sin x - x \cos x)/x^3$ . Numerical computation results for  $n(M, z)$  are not accurately fit by the PS expression of Eq. (1), see Refs. [20, 43, 44]. Several more accurate modifications of  $n(M, z)$  have been proposed, see Refs. [20, 43, 45]. Here we use the ST modification [20], as defined in Eq. (5) of Ref. [24],

$$n(M, z) \propto \frac{\delta_C}{\sigma^2(R, z)} \left| \frac{d\sigma(R, z)}{dM} \right| \left[ 1 + \left( \frac{a\delta_C^2}{\sigma^2(R, z)} \right)^{-p} \right] \times \left( \frac{a\delta_C^2}{\sigma^2(R, z)} \right)^{-1/2} \exp \left[ -\frac{a\delta_C^2}{2\sigma^2(R, z)} \right], \quad (3)$$

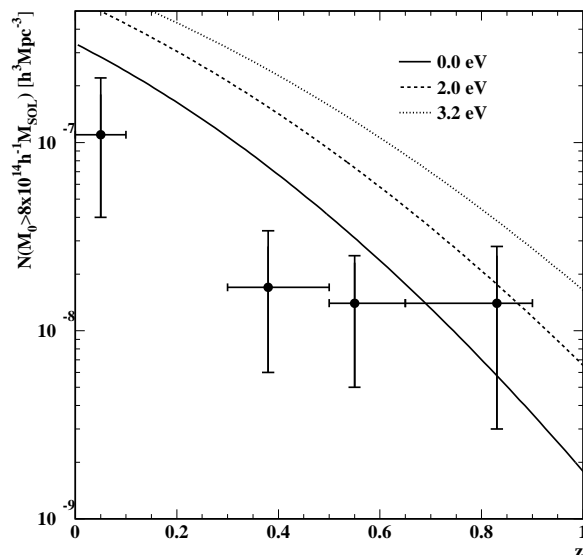
where the parameters  $a = 0.303$  and  $p = 0.707$  are fixed by fitting to the numerical results (for the PS case  $a = 1$  and  $p = 0$ ) [20, 24]. With this choice of parameter values the mass of collapsed objects in Eq. (3) must be defined using a fixed over-density contrast with respect to the background density  $\rho_M$  [23, 24, 25, 43], and this requires accounting for the mass conversion between  $M_{180b}$  and  $M_{200c}$  [23, 24].<sup>7</sup> Such a conversion depends on cosmolog-

ical parameters, see Fig. 1 of Ref. [23]; we use an analytical extrapolation of this figure to do the conversion for  $\Omega_M \in (0.2, 0.35)$ .

Our analysis is based on data from a compilation of massive clusters (with  $M > M_0 = 8 \times 10^{14} h^{-1} M_\odot$ , where  $M_0$  here corresponds to the mass within a comoving radius of  $1.5 h^{-1} \text{Mpc}$  and  $M_\odot$  is the solar mass) observed at redshifts up to  $z \approx 0.8$ , [19, 25],

$$N(M > 8 \times 10^{14} h^{-1} M_\odot) h^{-3} \text{Mpc}^3 = \begin{cases} 1.1^{+1.1}_{-0.7} \times 10^{-7}, & \text{at } z = 0.0 - 0.1, \\ 1.7^{+1.7}_{-1.1} \times 10^{-8}, & \text{at } z = 0.3 - 0.5, \\ 1.4^{+1.1}_{-0.9} \times 10^{-8}, & \text{at } z = 0.5 - 0.65, \\ 1.4^{+1.4}_{-1.1} \times 10^{-8}, & \text{at } z = 0.65 - 0.9. \end{cases} \quad (4)$$

Here the errors in  $N$  are from counting uncertainty and are automatically included in our Poisson likelihood analysis. The bin width in  $z$  is chosen to reflect the uncertainty in the redshift measurement.



<sup>7</sup>  $\int_0^{R_{\Delta c}} \rho(R) R^2 dR = \Delta \rho_{cr} R_{\Delta c}^3 / 3$ .  $M_{200c}$ , which corresponds to an over-density  $\Delta = 200$  with respect to the critical density, is a common definition of the virial mass of the cluster [21, 24], while  $M_{180b}$  corresponds to the mass within a sphere of radius  $R_{180b}$  inside which the mean density is 180 times the background density  $\rho_M$  ( $R_{180b} = R_{54c}$  for  $\Omega_M = 0.3$ ) [24]. For details of mass conversion assuming a Navarro-Frenk-White density profile [21] see [24].

[11].

<sup>7</sup> The mass of a collapsed object is defined with respect to the Einstein-de Sitter critical density  $\rho_{cr} = 3H^2/(8\pi G)$ , as the mass within a radius  $R_{\Delta c}$ , inside of which the mean interior density is  $\Delta$  times the critical density  $\rho_{cr}$ . Assuming a  $\rho(R)$  density profile,

FIG. 1: The curves show the number density evolution of massive clusters ( $M > 8 \times 10^{14} h^{-1} M_{\odot}$ ) for models in which the sum of neutrino masses  $\sum m_{\nu} = 0, 2, 3.2$  eV (from bottom to top). The other five parameters  $\Omega_M, \Omega_b, \sigma_8, n,$  and  $h$  are set at the center of the scan interval. The crosses show the observational data of Eq. (4) in four redshifts bins with  $1-\sigma$  Poisson error bars.

We compute the likelihood from the data using Poisson errors and the predicted number of clusters in each bin, and perform a maximum likelihood fit over a discretized parameter space. We compare the observed cluster number density evolution of massive clusters with  $M > 8 \times 10^{14} h^{-1} M_{\odot}$  to model predictions for different values of  $\sum m_{\nu}$  (see Figure 1 for some examples) and for each value of  $\sum m_{\nu}$  we marginalize the likelihood by integrating over the parameter space ( $\Omega_M, \Omega_b, h, n, \sigma_8$ ) with Gaussian weighting. Figure 2 shows the dependence of cluster number density evolution on  $\sigma_8$ . Here  $\sum m_{\nu} = 0$  and other four parameters ( $\Omega_M, \Omega_b, h, n$ ) are set at the center of the scan interval.

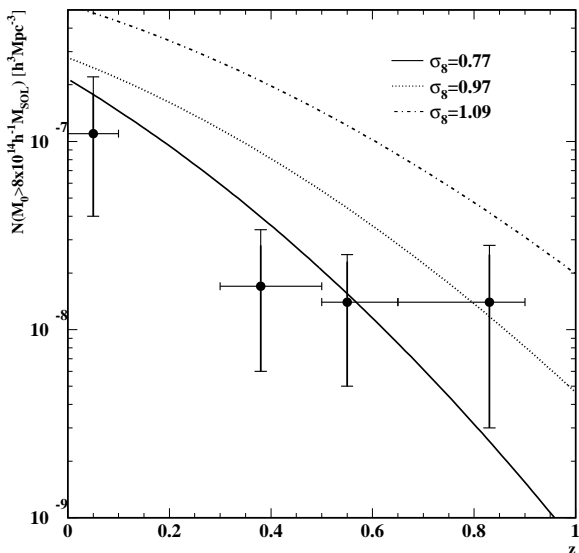


FIG. 2: Variation of cluster number density evolution  $N(M > 8 \times 10^{14} h^{-1} M_{\odot}, z)$  as a function of  $\sigma_8$  with parameters kept at the same values as in Figure 1 except for  $\sigma_8$  which is varied and  $\sum m_{\nu}$  which is kept at zero. The observational data are the same as those shown in Figure 1.

The likelihood as a function of  $\sum m_{\nu}$  is shown in Figure 3. Low values of  $\sum m_{\nu}$  are favored but we find no preference for a non-zero value. We obtain an upper limit of  $\sum m_{\nu} < 2.37$  eV (95 % C.L.), accounting for the uncertainties in all five cosmological parameters  $\Omega_M, n, h, \sigma_8,$  and  $\Omega_b$ . The cluster number density evolution depends significantly on  $\sigma_8$  (see Figure 2). The two-dimensional likelihood in  $(\sigma_8, \sum m_{\nu})$  is shown in Figure 4. Lower

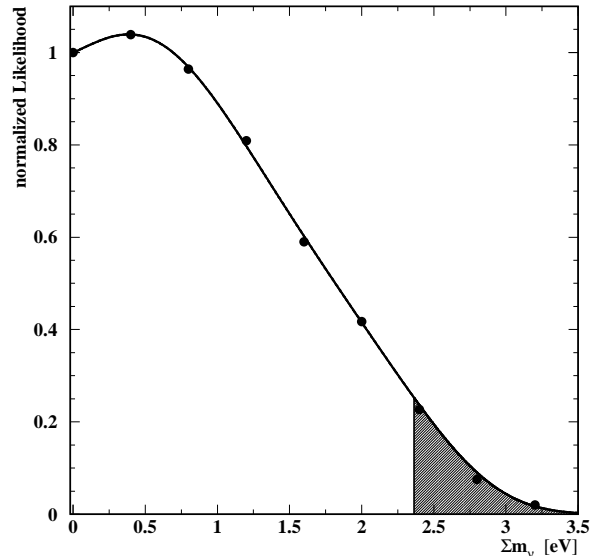


FIG. 3: The marginalized (integrated) likelihood  $\mathcal{L}/\mathcal{L}_{max}$  as a function of  $\sum m_{\nu}$ , accounting for the observational uncertainties in  $\Omega_M, \Omega_b, \sigma_8, n,$  and  $h$ . The shaded region is excluded at 95% confidence level. The likelihood function has been scaled for display purposes to a value of one at  $\sum m_{\nu} = 0$ .

values of  $\sigma_8$  favor a higher neutrino mass.

Our result of  $\sum m_{\nu} < 2.4$  eV, which is based on the cluster number density evolution, is in good agreement with bounds on neutrino masses from CMB (and other) measurements [4, 8] and corroborates that evidence. Our limit indicates that effects from the neutrinos on the evolution of galaxy clusters cannot be excluded and also indicates that these effects should be taken into account in the determination of cosmological parameters. Based on our result and on the particle physics limit of  $\sum m_{\nu} > 0.04$  eV, we find  $\Omega_{\nu}$  is in the range of 0.1 % to 5 %.

We thank Arthur Kosowsky, Vladimir Lukash, and Sergei Shandarin for fruitful discussions and suggestions. We also acknowledge helpful comments from Neta Bahcall concerning the cluster mass function data. We acknowledge support from CRDF-GRDF grant 3316, NSF CAREER grant AST-9875031, DOE EPSCoR grant DE-FG02-00ER45824, RFBR grants 01-02-16274 and 05-02-16658, and the Alexander von Humboldt Foundation.

- 
- [1] A. D. Dolgov, Phys. Repts. **370**, 333 (2002); V. Barger, D. Marfatia, and K. Whisnant, Intl. J. Mod. Phys. E **12**, 569 (2003); S. Bashinsky and U. Seljak, Phys. Rev. D **69**, 083002 (2004).
  - [2] A. Ringwald and Y. Wong, J. Cosmol. Astropart. Phys. **042**, 005 (2004); J. W. Valle, hep-ph/0410103.
  - [3] S. Eidelman, et al., Phys. Lett. B **592**, 1 (2004).

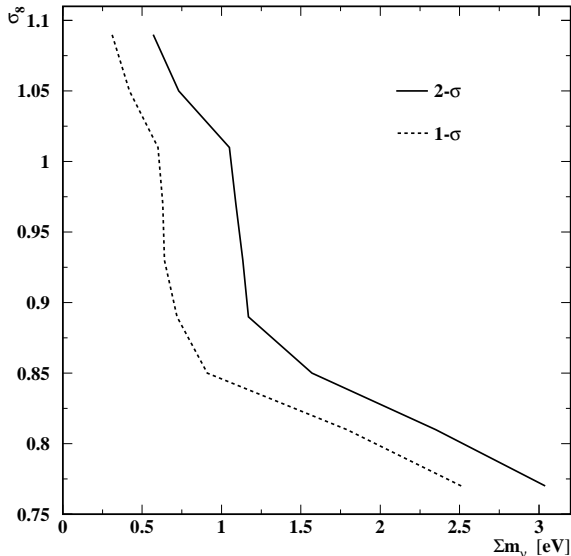


FIG. 4: The curves show the two-dimensional likelihood in  $(\sigma_8, \sum m_\nu)$ . Continuous line is the  $2\text{-}\sigma$  contour and the dashed line is the  $1\text{-}\sigma$  contour. Lower values of  $\sigma_8$  favor a higher neutrino mass, for example, at  $\sigma_8 = 0.77$  the most likely neutrino mass value is  $\sum m_\nu = 1.3$  eV (also see Ref. [46]) whereas at high  $\sigma_8$  values only upper limits on  $\sum m_\nu$  apply.

- [4] Ø. Elgarøy and O. Lahav, *New J. Phys.* **7**, 61 (2005).  
 [5] W. Hu, D. J. Eisenstein, and M. Tegmark, *Phys. Rev. Lett.* **80**, 3255 (1998); K. N. Abazajian and S. Dodelson, *Phys. Rev. Lett.* **91**, 0413001 (2003); O. Lahav and Ø. Elgarøy, *astro-ph/0411092*.  
 [6] Ø. Elgarøy and O. Lahav, *J. Cosmol. Astropart. Phys.* **0304**, 004 (2003).  
 [7] E. Pierpaoli, *Mon. Not. Roy. Astron. Soc.* **342**, L63 (2003); Z. Chacko, L. J. Hall, T. Okui, and S. J. Oliver, *Phys. Rev. D* **70**, 085008 (2004); S. Bashinsky, *astro-ph/0411013*.  
 [8] K. Ichikawa, M. Fukugita, and M. Kawasaki, *Phys. Rev. D* **71**, 043001 (2005); S. Hannestad, *J. Cosmol. Astropart. Phys.* **0502**, 011 (2005).  
 [9] V. Barger, D. Marfatia, and A. Tregre, *Phys. Lett. B* **595**, 55 (2004).  
 [10] J. Lesgourgues, S. Pastor, and L. Perotto, *Phys. Rev. D* **70**, 045016 (2004).  
 [11] P. Crotty, J. Lesgourgues, and S. Pastor, *Phys. Rev. D* **69**, 123007 (2004).  
 [12] U. Seljak, et al., *astro-ph/0407372*.  
 [13] A. Melchiorri, G. L. Fogli, E. Lisi, A. Marrone, A. Palazzo, P. Serra, and J. Silk, *astro-ph/0501531*.  
 [14] G. L. Fogli, E. Lisi, A. Marrone, A. Melchiorri, A. Palazzo, P. Serra, and J. Silk, *Phys. Rev. D* **70**, 113004 (2004).  
 [15] M. White, G. Gelmini, and J. Silk, *Phys. Rev. D* **51**, 2669 (1995); M. Kaplighat and M. S. Turner, *Phys. Rev. Lett.* **86**, 385 (2001); V. Barger, J. P. Kneller, H. Lee, D. Marfatia, and G. Steigman, *Phys. Lett. B* **566**, 8 (2003).  
 [16] H. L. Ray [MiniBooNE], *hep-ex/0411022*.  
 [17] P. J. E. Peebles and B. Ratra, *Rev. Mod. Phys.* **75**, 559 (2003).  
 [18] W. H. Press and P. Schechter, *Astrophys. J.* **187**, 425 (1974).  
 [19] N. Bahcall and X. Fan, *Astrophys. J.* **504**, 1 (1998).  
 [20] R. K. Sheth and G. Tormen, *Mon. Not. Roy. Astron. Soc.* **308**, 119 (1999).  
 [21] J. F. Navarro, C. S. Frenk, and S. D. M. White, *Astrophys. J.* **462**, 563 (1996).  
 [22] S. Cole, D. H. Weinberg, C. S. Frenk, and B. Ratra, *Mon. Not. Roy. Astron. Soc.* **289**, 37 (1997).  
 [23] M. White, *Astron. Astrophys.* **367**, 27 (2001).  
 [24] M. White, *Astrophys. J. Supp.* **143**, 241 (2002); W. Hu and A. Kravtsov, *Astrophys. J.* **584**, 702 (2003).  
 [25] N. A. Bahcall and P. Bode, *Astrophys. J.* **588**, 1 (2003); D. Younger, N. A. Bahcall, and P. Bode, *Astrophys. J.* **622**, 1 (2005).  
 [26] M. Tegmark, et al. [SDSS], *Phys. Rev. D* **69**, 103501 (2004).  
 [27] S. Cole, et al. [2dFGRS], *astro-ph/0501174*.  
 [28] K. Abazajian, E. R. Switzer, S. Dodelson, K. Heitmann, and S. Habib, *Phys. Rev. D* **71**, 043507 (2005).  
 [29] J. R. Bond, G. Efstathiou, and J. Silk, *Phys. Rev. Lett.* **45**, 1980 (1980).  
 [30] R. Valdarnini, T. Kahniashvili, and B. Novosyadlyj, *Astron. Astrophys.* **311**, 1 (1998).  
 [31] N. A. Arkhipova, T. Kahniashvili, and V. N. Lukash, *Astron. Astrophys.* **386**, 775 (2001).  
 [32] W. Freedman, et al. [HST], *Astrophys. J.* **553**, 47 (2001).  
 [33] D. N. Spergel, et al. [WMAP], *Astrophys. J. Supp.* **148**, 175 (2003).  
 [34] G. Chen, J. R. Gott, and B. Ratra, *Publ. Astron. Soc. Pac.* **115**, 1269 (2003); J. R. Gott, M. S. Vogeley, S. Podariu, and B. Ratra, *Astrophys. J.* **549**, 1 (2001).  
 [35] R. A. Knop, et al., *Astrophys. J.* **598**, 102 (2003); A. G. Riess, et al., *Astrophys. J.* **607**, 665 (2004).  
 [36] S. W. Allen, R. W. Schmidt, H. Ebeling, A. C. Fabian, and L. van Speybroeck, *Mon. Not. Roy. Astron. Soc.* **353**, 457 (2004); J. A. S. Lima, J. V. Cunha, and J. S. Alcaniz, *Phys. Rev. D.* **68**, 023510 (2003); Z.-H. Zhu, M. K. Fujimoto, and X. T. He, *Astrophys. J.* **603**, 365 (2004); G. Chen and B. Ratra, *Astrophys. J. Lett.* **612**, L1 (2004).  
 [37] G. Chen and B. Ratra, *Publ. Astron. Soc. Pac.* **115**, 1143 (2003).  
 [38] P. Schuecker, H. Böhringer, C. A. Collins, and L. Guzzo, *Astron. Astrophys.* **398**, 867 (2003); A. Voevodkin and A. Vikhlinin, *Astrophys. J.* **601**, 610 (2004); D. Tytler, et al., *Astrophys. J.* **617**, 1 (2004).  
 [39] M. Viel, J. Weller, and M. Haehnelt, *Mon. Not. Roy. Astron. Soc.* **355**, L23 (2004).  
 [40] P. J. E. Peebles, *The Large-Scale Structure of the Universe*, (Princeton University, Princeton, 1980), Sec. V.  
 [41] D. Eisenstein and W. Hu, *Astrophys. J.* **496**, 605 (1998).  
 [42] P. J. E. Peebles, *Astrophys. J.* **284**, 439 (1984); L. A. Kofman and A. A. Starobinsky, *Pis'ma Astron. Zh.* **11**, 643 (1985) [English translation: *Sov. Astron. Lett.* **11**, 271 (1985)]; S. M. Carroll, W. H. Press, and E. L. Turner, *Annu. Rev. Astron. Astrophys.* **30**, 499 (1992).  
 [43] A. Jenkins, C. S. Frenk, S. D. M. White, J. M. Colberg, S. Cole, A. E. Evrard, H. M. P. Couchman, and N. Yoshida, *Mon. Not. Roy. Astron. Soc.* **321**, 372 (2001).  
 [44] N. Rahman and S. F. Shandarin, *Astrophys. J. Lett.* **550**,

- L121 (2001); H. K. Sheth, H. J. Mo, and G. Tormen, *Mon. Not. Roy. Astron. Soc.* **323**, 1 (2001); Z. Zheng, J. L. Tinker, D. H. Weinberg, and A. A. Berlind, *Astrophys. J.*, **575**, 617 (2002).
- [45] J. J. Lee and S. Shandarin, *Astrophys. J. Lett.* **517**, L5 (1999); E. Lokas, *Mon. Not. Roy. Astron. Soc.* **311**, 423 (2001); A. Del Popolo, *Mon. Not. Roy. Astron. Soc.* **337**, 529 (2002); Yu. Kulinich and B. Novosyadlyj, *J. Phys. Stud.* **7**, 234 (2003).
- [46] S. W. Allen, R. W. Schmidt, and S. L. Bridle, *Mon. Not. Roy. Astron. Soc.* **346**, 593 (2003).