

RADIO EMISSION ASSOCIATED WITH THE ULX IN HOLMBERG II

NEAL A. MILLER^{1,2}, RICHARD F. MUSHOTZKY³, AND SUSAN G. NEFF⁴

Draft version of May 23, 2018

ABSTRACT

We report the detection of radio emission coincident with the ultraluminous X-ray source (ULX) in Holmberg II. The radio emission is diffuse and resolved, covering an area $\sim 60 \times 40$ pc in extent and well-matched to the recently discovered He II nebula surrounding the X-ray source. Comparison of the radio and optical properties of this extended radio emission argue against its association with either an H II region or supernova remnant. This is additional evidence that this ULX is not powered by a stellar-mass object whose emission is relativistically beamed towards the observer, and thus is either a super-Eddington source or intermediate mass black hole as suggested by optical observations. Implications of this result to future and existing radio studies of ULXs are discussed.

Subject headings: galaxies: individual (Holmberg II) – stars: individual (Holmberg II X-1) – X-rays: galaxies – radio continuum: galaxies

1. INTRODUCTION

One of the more interesting discoveries of X-ray observatories is that of unusually strong, compact non-nuclear sources in galaxies. These non-nuclear sources may have luminosities exceeding 2×10^{39} ergs s⁻¹, meaning that should they result from isotropic emission at the Eddington limit the implied masses are larger than those expected for end products of normal stellar evolution (about 20 M_⊙; Fryer & Kalogera 2001). They might then be “intermediate mass black holes” (IMBHs, Colbert & Mushotzky 1999), an attractive possibility as these could fill in the black hole mass function between stellar-mass black holes and the supermassive ($10^6 - 10^9$ M_⊙) black holes found in the centers of galaxies. Similarly, there is a large gap in the distribution of X-ray luminosities for known discrete sources between X-ray binaries ($\lesssim 10^{38}$ ergs s⁻¹) and AGN ($\gtrsim 10^{42}$ ergs s⁻¹). Thus, ULXs are also often called intermediate X-ray objects or IXOs. It is clear that if ULXs proved to be associated with IMBHs in the $10^2 - 10^4$ M_⊙ range, they would no longer violate the Eddington limit.

However, the identification of ULXs as IMBHs is only one possible theory. One obvious possibility is that ULXs are not physically associated with the host galaxies, being background AGN (or foreground stars) whose luminosity is thereby mistaken. While this may certainly explain some ULXs, the number of possible ULXs is well in excess of what would be expected based on random superpositions (Fabbiano 1989). Supernova remnants (SNR) are capable of producing X-ray luminosities of $\sim 10^{40}$ ergs s⁻¹, and are viable explanations for some ULXs (e.g., Fabian & Terlevich 1996). However, SNR do not exhibit the X-ray variability observed for most ULXs, which argues that ULXs are compact sources and thereby

presumably XRBs.⁵ Thus, an attractive alternative are the more energetic hypernovae (potentially associated with gamma-ray bursts; Fryer & Woosley 1998), which could form both a compact X-ray object and a large associated optical nebula (Wang 2002). In fact, some ULXs have been demonstrated to be associated with large optical nebulae (e.g., Wang 2002; Pakull & Mirioni 2003; Roberts et al. 2003; Kaaret et al. 2004; Lehmann et al. 2004). In many cases, the X-ray spectra of ULXs are consistent with expectations for accreting black holes (e.g., rotating Kerr holes, Makishima et al. 2000). However, it is not required that these XRBs include a compact object more massive than a stellar mass black hole. King et al. (2001) proposed anisotropic emission from XRBs, thereby alleviating the need for super-Eddington emission. A similar model invokes relativistic beaming (Körding et al. 2002), with ULXs akin to microquasars whose jets are observed directly along our line of sight. There is also a model which allows super-Eddington emission from thin accretion disks around stellar-mass black holes (Begelman 2002).

We are engaged in a study of archival NRAO Very Large Array (VLA) data which aims to identify ULXs with radio counterparts. Radio emission is an excellent tool for understanding ULXs and differentiating among the various progenitor models. Interferometric radio data provide good positional accuracy, uncomplicated by the dust extinction which often plagues optical analyses. Under the assumption that the radio emission is powered by the same source as the X-ray emission, the radio morphology can determine whether the emission is beamed. Unresolved, compact radio emission is consistent with beaming towards the observer whereas extended emission rules out this possibility (e.g., as in Kaaret et al. 2003). Spectral indices garnered from multi-frequency observations may also be assessed relative to known sources and emission mechanisms (i.e., thermal emission or synchrotron). Neff et al. (2003) noted the wealth of baseline expectations for the ratio of radio (at ~ 5 GHz) to X-ray

¹ Jansky Fellow of the National Radio Astronomy Observatory. The National Radio Astronomy Observatory is a facility of the National Science Foundation operated under cooperative agreement by Associated Universities, Inc.

² Department of Physics and Astronomy, Johns Hopkins University, 3400 N. Charles Street, Baltimore, MD 21218

³ NASA Goddard Space Flight Center, Laboratory for High Energy Astrophysics, Code 662, Greenbelt, MD 20771

⁴ NASA Goddard Space Flight Center, Laboratory for Astronomy & Solar Physics, Code 681, Greenbelt, MD 20771

⁵ Observed X-ray variability also largely precludes ULXs representing multiple unresolved XRBs, each of normal luminosity (Roberts & Warwick 2000).

flux, enabling empirical comparisons between ULXs and more understood sources such as X-ray transients, SNR, star clusters, and AGN. Should some ULXs be associated with IMBHs, this last comparison is particularly apt. Perhaps most importantly, radio data enable the computation of source total energies and lifetimes. These may be assessed in relation to specific ULX progenitor models as well as the evolution of such sources.

Among the better studied ULXs is source X-1 in the dwarf irregular galaxy Holmberg II (or UGC 4305, DDO 50, and hereafter HoII). This ULX was first identified using the *ROSAT* HRI (Zezas et al. 1999), and has subsequently been observed using both *Chandra* (Kaaret et al. 2004) and *XMM-Newton* (Dewangan et al. 2004). The proximity of HoII (3.05 Mpc based on Cepheids, 3.39 Mpc from *HST* observations of the red giant branch; Hoessel et al. 1998; Karachentsev et al. 2002) has also made it a prime target for optical observation. Pakull & Mirioni (2002) noted He II emission in the location of the ULX, which Kaaret et al. (2004) confirmed using *HST* and Lehmann et al. (2004) verified using several ground-based spectrographs. Both the X-ray data (in the spectral components and observed variation thereof) and the He II data argue that the ULX in HoII is associated with a black hole with $L_x \gtrsim 4 \times 10^{39}$ ergs s $^{-1}$, and therefore either a super-Eddington source or an IMBH of at least $25M_{\odot}$ (Dewangan et al. 2004; Kaaret et al. 2004). In the present paper, we discuss the radio properties of the ULX in HoII.

2. DATA

HoII has been the subject of several *VLA* observing campaigns. Our objectives are to detect radio emission which is presumably faint, and do so at a resolution high enough to resolve modest physical scales ($1'' = 14.8$ pc at the distance of 3.05 Mpc assumed for HoII, chosen for consistency with Kaaret et al. 2004). Thus, we sought longer duration observations performed in the larger *VLA* configurations. Two general programs fit these parameters, one at 1.4 GHz in the A configuration and the other at 4.86 GHz in the B configuration (each with a resolution of $\sim 1''.5$). There were also prior radio observations at $\sim 15''$ resolution at 335 MHz, 1.4 GHz, and 4.86 GHz detailed in Tongue & Westpfahl (1995). These detected unresolved radio emission consistent with the ULX position, with corresponding flux densities of 6.4 ± 2.1 mJy, 1.37 ± 0.08 mJy, and 0.77 ± 0.05 mJy, respectively.

The 1.4 GHz data were collected on 3 April 1994 as program code AT159, and consist of over 3 hours time on source. The raw data were obtained from the archive and loaded including antenna-specific weights. The flux scale was set using 3C286 with phase calibration provided by 0903+679 (J2000), following recommendations in the *VLA Calibration Manual*.⁶ Imaging was done using the task IMAGR with multiple facets to alleviate problems such as the “3D effect.” The (u, v) data were gridded and tapered in a manner which resulted in a beam with good Gaussian characteristics, helping produce excellent sensitivity output maps. Multiple rounds of imaging and self calibration were performed until the final map was cre-

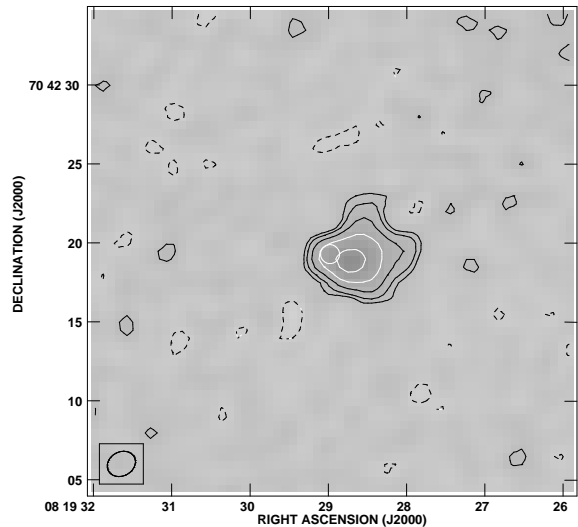


FIG. 1.— 1.4 GHz map, with contours plotted at $-2, 2, 3, 5, 8,$ and 13 times a base level of $17 \mu\text{Jy beam}^{-1}$. The restoring beam is shown at lower left. The *Chandra* ULX position is shown as a circle whose size represents its positional uncertainty.

ated. This map has an rms noise of just $17 \mu\text{Jy beam}^{-1}$ in the vicinity of the ULX position, where the beam size is $1''.9 \times 1''.5$.

Radio emission coincident with the ULX location is readily apparent (see Figure 1). Based on a Gaussian fit (using the task JMFIT), its peak is located at $08^{\text{h}}19^{\text{m}}28^{\text{s}}.65 + 70^{\circ}42'19''.0$, about $1''.6$ from the *Chandra* ULX position reported in Kaaret et al. (2004). The error in the radio position is less than $0''.1$, although the radio emission is clearly extended and covers the *Chandra* position. Based on the surface density of detected radio sources within the central $10'$ of the radio image, the probability of a chance ULX-radio superposition within $1''.6$ is well under 0.1%. The radio emission has deconvolved major and minor axes of $3''.7$ (1σ range of $3''.4 - 4''.0$) and $2''.7$ ($2''.4 - 2''.9$) at a position angle of 91° ($80^{\circ} - 104^{\circ}$). The flux is 1.174 ± 0.085 mJy, after correction for primary beam attenuation. Emission on slightly larger scales is possible given the 1.4 GHz flux reported in Tongue & Westpfahl (1995), although the two fluxes do not differ significantly.

The 4.86 GHz data consist of three related programs totalling four observations. Unfortunately, each observation is relatively short at ~ 10 minutes time on source. Program AR165 observed HoII on 18 January 1988 and 14 March 1989, while program AR227 and AR258 observed it on 29 July 1990 and 6 December 1991, respectively. Each observation was performed with effectively identical observational setups, making it fairly easy to combine the data into a single ~ 40 minute observation as well as analyzing each individually.

Data reduction was achieved using the same basic procedures as the 1.4 GHz data except in this case the phase calibrator was 0642+679 and the lack of strong sources within the fields prevented self-calibration. The ULX was not significantly detected in any of the individual observations, with rms noises in the ULX vicinity ranging from 58 to $79 \mu\text{Jy beam}^{-1}$. Peaks in the radio emission within $2''$ of the ULX *Chandra* position were determined, and although the flux between the different

⁶ [protecthttp://www.aoc.nrao.edu/~gtaylor/calib.html](http://www.aoc.nrao.edu/~gtaylor/calib.html)

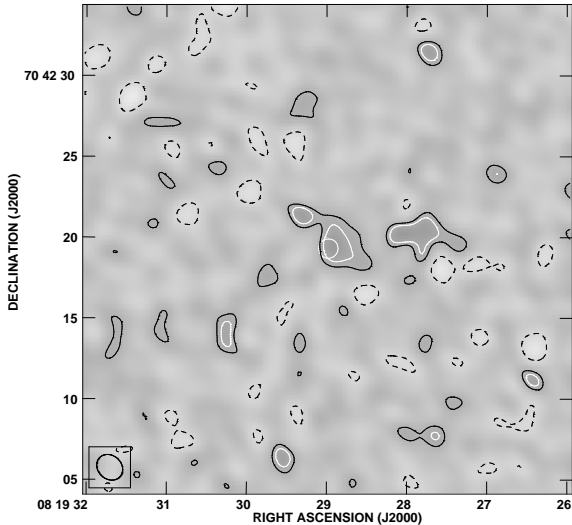


FIG. 2.— 4.86 GHz map. All contours and symbols the same as Figure 1, with the exception of the base contour level being $44 \mu\text{Jy beam}^{-1}$.

observations differed by a factor of two this variability is not statistically significant. At this point, the (u, v) data for the four observations were combined, weighting the individual observations by the inverse of their rms noise squared. The rms noise of the final map created using the combined data was $44 \mu\text{Jy beam}^{-1}$ with a beam size of $1''.7 \times 1''.5$. Weak extended emission having an integral flux of $0.677 \pm 0.207 \text{ mJy}$ covers the ULX position (see Figure 2). The deconvolved size is $3''.4$ ($2''.3 - 4''.5$) by $1''.9$ ($1''.0 - 2''.0$) with a position angle of 37° ($10^\circ - 66^\circ$). The peak in this emission, located at $08^{\text{h}}19^{\text{m}}28^{\text{s}}.84 + 70^\circ42'19''.5$ (accurate to $\sim 0''.2$ and within $0''.7$ of the *Chandra* position), does not constitute a traditional 5σ detection. However, imaging runs using pure natural weighting of the (u, v) data with a slight taper were able to yield detections at over 6σ significance. The integral flux of the source was consistent in all imaging runs and additionally is consistent with the value reported in Tongue & Westpfahl (1995).

Taken together, the 1.4 GHz and 4.86 GHz data imply a spectral index of $\alpha = 0.44 \pm 0.31$ (where $S_\nu \propto \nu^{-\alpha}$). Tongue & Westpfahl (1995) determined a spectral index of 0.5 ± 0.1 over the same frequency range for the region coincident with the ULX, based on their lower resolution data. The greater uncertainty in our value is simply the result of the fairly noisy 4.86 GHz data.

3. DISCUSSION

The location of the ULX in HoII has been shown to lie within extended radio emission. Should the radio emission arise from the same physical source as the X-ray emission, the resolved nature of the radio argues against relativistic beaming along the line of sight. In fact, the size of the radio emission implies a region of $\sim 60\text{pc}$ by $\sim 40\text{pc}$, elongated in the East-West direction. The eastern region of the radio emission is coincident with the He II nebulae reported in Kaaret et al. (2004), as shown in Figure 3.

The obvious question here is to what extent the radio emission is linked to the ULX. The ULX position

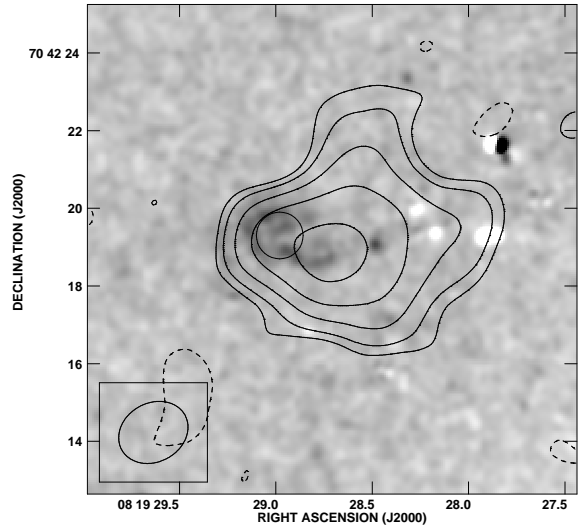


FIG. 3.— 1.4 GHz contours overlaid on He II emission as presented in Kaaret et al. (2004). The *Chandra* position is indicated by a circle sized to represent the positional uncertainty. The H II region extends well to the west of this figure.

is associated with a region of star formation indicated by H α and other emission lines (e.g., Puche et al. 1992; Kaaret et al. 2004; Lehmann et al. 2004), and H II regions are known sources of radio emission through thermal bremsstrahlung and non-thermal emission arising in supernovae. The derived radio spectral index is marginally steeper than that of bremsstrahlung which has $\alpha \approx 0.1$, suggesting that all the emission is not simply due to this. We can also get some idea of the contribution of bremsstrahlung to the net radio flux through the reported emission line measurements. Kaaret et al. (2004) find a net flux of $1.1 \times 10^{-14} \text{ ergs s}^{-1}$ for H β , and Lehmann et al. (2004) find that the H II region has little extinction (i.e., the ratio of H α to H β is close to 2.85). For thermal bremsstrahlung emission in H II regions, Moorwood & Salinari (1983) derive the expression:

$$I_{Br \alpha} = 2.71 \times 10^{-14} \left(\frac{T}{10^4}\right)^{-0.85} \left(\frac{\nu}{5 \text{ GHz}}\right)^{0.1} F_\nu \quad (1)$$

Using a line intensity ratio of 0.0834 for $j_{Br\alpha}/j_{H\beta}$ (e.g., Osterbrock for $T = 10^4 \text{ K}$), this predicts a 4.86 GHz flux of only 0.034 mJy. Thus, the likely contribution of thermal bremsstrahlung to the total radio emission is quite small, about 5%. Qualitatively, we also note that the radio and He II emission appear only at the eastern edge of the full H II region, which is $\sim 15''$ in size. Furthermore, the He II emission line is narrow and lacks the associated “bump” from nearby N III, C III, and C IV seen in Wolf-Rayet spectra. That the line is narrow also shows the He II is optically thin, further underscoring that the calculated lower bound on the X-ray luminosity ($4 \times 10^{39} \text{ ergs s}^{-1}$) of the source reported in Kaaret et al. (2004) is indeed a true lower limit.

Alternatively, we may consider SNR. The total 4.86 GHz flux is remarkably comparable to what would be emitted by Cas A were it to lie within HoII, and the derived spectral index is consistent with shell-type supernovae ($\alpha = 0.45$, Clark & Caswell 1976). However, the radio morphology does not exhibit a shell-

type appearance but rather is filled, or “plerionic” (e.g., Weiler & Panagia 1978). These types of SNR have flatter spectral indices ($\alpha \sim 0$) and are of much smaller size. In fact, the radio-emitting region around the HoII ULX is very large for its luminosity, placing it as an outlier to any $\Sigma - D$ relation (e.g., Green 2004). Similarly, the integral field spectroscopy of Lehmann et al. (2004) indicates that the line emission is not that expected for supernovae nor is the X-ray emission consistent with an SNR origin (e.g., Dewangan et al. 2004).

The radio data also allow for calculation of total energy and cooling time under the assumption of equipartition (e.g., Longair 1994). For this calculation, we made the simple approximation that the radio source was a sphere whose projected area is equivalent to the measured size at 1.4 GHz, and that the filling factor within this sphere was unity (the effect of lowering the filling factor is to reduce the minimum energy and cooling time). The total radio luminosity of the source was estimated by assuming a power law between the observed frequencies of 1.4 GHz and 4.86 GHz. The resulting minimum energy was $2.6 \times 10^{49} \eta^{4/7}$ ergs, implying a cooling time of $2.5 \times 10^7 \eta^{4/7}$ years (where η is the ratio of baryon to electron particle energy). The calculated minimum magnetic field strength was $13\eta^{2/7} \mu\text{G}$. Derived cooling times under the assumption that the radio emission is thermal bremsstrahlung are about an order of magnitude larger.

The collection of X-ray, optical, and radio data show that the radio emission is not due to a simple SNR or H II region, and that the radio emission is positionally associated with the X-ray source and the He II nebula. We are thus led to the conclusion that the radio emission and the ULX are causally connected. In searching for other examples of accreting binaries with extended luminous radio emission, we note some similarities to the Galactic system of the W50 nebula and the jet source SS 433. In each case, the radio emission covers an extent of ~ 50 pc with a total spectral index of about 0.5 (e.g., Dubner et al. 1998). However, the HoII nebula is over an order of magnitude more luminous and correspondingly implies a much greater energy in relativistic particles ($5 \times 10^{45} \eta^{4/7}$ ergs for W50-SS 433 vs. $2.6 \times 10^{49} \eta^{4/7}$ ergs for HoII; Dubner et al. 1998).

Computation of a cooling time also enables an investigation of possible source motion as discussed in Kaaret et al. (2004). The simple hypothesis is that ULXs are associated with stellar clusters, and their X-ray emission declines as they move away from these clusters. The HoII ULX is bright, but not close to any apparent stellar cluster. Thus, for this model to be correct the HoII ULX would need to be travelling at high velocity. Using the major axis size of ~ 60 pc and the cooling time of 2.5×10^7 years, the velocity is only about 2 km s^{-1} . This is much less than the expected kick velocities of X-ray binaries (unless there is a very substantial radial component to the velocity), and would seem to preclude the ULX being a young system ejected from a stellar cluster at high

velocity.

What are the prospects for detecting similar ULXs in the radio? Based on the X-ray luminosities reported in Kaaret et al. (2004) and our radio results, a representative value of R_X (the radio to X-ray ratio, see Terashima & Wilson 2003; Neff et al. 2003) for the HoII ULX is 5×10^{-6} (about the same as for the NGC 5408 ULX Kaaret et al. 2003; Neff et al. 2003). Assuming this R_X and $L_X = 10^{39} \text{ ergs s}^{-1}$, a one-hour integration with the VLA can detect such a source at the 5σ level provided it lies within a distance of 2.8 Mpc and is unresolved. If this hypothetical source has an intrinsic size of 40 pc (hence about $3''$ across), the one-hour observation will fail to detect it unless the VLA is in its more compact C or D configurations.

The above explanation fits the results of two other radio studies of ULXs. Kaaret et al. (2003) used archival ATCA data to detect the ULX in NGC 5408 at 4.8 GHz (where it was unresolved) but not at 8.64 GHz. The resolutions were $2''.9 \times 1''.8$ and $1''.6 \times 1''.0$, respectively (see Stevens et al. 2002). At the assumed distance of 4.8 Mpc, $1'' = 23$ pc. Given the noted $40 \mu\text{Jy beam}^{-1}$ rms of the 8.64 GHz data, emission extended over ~ 40 pc might easily be missed. This scenario is roughly consistent with the spectral index of the HoII data, provided the 4.8 GHz NGC 5408 emission is only marginally unresolved. This theory will be testable in the near future, as an NGC 5408 monitoring campaign using the VLA is currently in progress (Kaaret, private communication). Similarly, K rding et al. (2005) performed a monitoring campaign of nine nearby ULXs (within 5.5 Mpc) with possible detections of two compact sources, believed to be SNR. The observations were performed with the VLA primarily in its largest configuration (A) at 8.46 GHz, with a resolution of about $0''.25$. Their excellent sensitivities of $\sim 15 \mu\text{Jy beam}^{-1}$ are still nearly an order of magnitude larger than necessary to detect any diffuse emission akin to that observed for HoII.

In summary, we have identified an extended radio source coincident with the ULX in HoII. The peak of the radio emission lies within $1''.6$ of the ULX location, implying a very small probability that the radio and X-ray sources represent a random superposition. The properties of the radio emission argue against simple interpretations as an H II region or SNR, particularly when considered in light of the He II nebula and attendant optical spectroscopy. We believe that this association, very different from what has been observed for accreting X-ray sources within the Galaxy, furthers the identification of HoII X-1 as an intermediate mass black hole.

The authors thank Michael Rupen for supplying the 4.86 GHz radio data, Schuyler Van Dyk for a preliminary 1.4 GHz image, Philip Kaaret for the He II image, and an anonymous referee for insightful comments.

REFERENCES

- Begelman, M. C. 2002, ApJ, 568, L97
 Clark, D. H., & Caswell, J. L. 1976, MNRAS, 174, 267
 Colbert, E. J. M., & Mushotzky, R. F. 1999, ApJ, 519, 89
 Dewangan, G. C., Miyaji, T., Griffiths, R. E., Lehmann, I. 2004, ApJ, 608, L57
 Dubner, G. M., Holdaway, M., Goss, W. M., & Mirabel, I. F. 1998, AJ, 116, 1842
 Fabian, A. C., & Terlevich, R. 1996, MNRAS, 280, L5
 Fabbiano, G. 1989, ARA&A,
 Fryer, C. L., & Woosley, S. E. 1998, ApJ, 502, L9

- Fryer, C. L., & Kalogera, V. 2001, *ApJ*, 554, 548
- Green, D.A. 2004, *Bulletin of the Astronomical Society of India*, 32, 335
- Hoessel, J. G., Saha, A., & Danielson, G. E. 1998, *AJ*, 115, 573
- Kaaret, P., Corbel, S., Prestwich, A. H., & Zezas, A. 2003, *Science*, 299, 365
- Kaaret, P., Ward, M. J., & Zezas, A. 2004a, *MNRAS*, 351, L83
- Kaaret, P., Alonso-Herrero, A., Gallagher, J. S. III, Fabbiano, G., Zezas, A., & Rieke, M. J. 2004b, *MNRAS*, 348, L28
- Karachentsev, I. D. et al. 2002, *A&A*, 383, 125
- King, A., Davies, M. B., Ward, M. J., Fabbiano, G., & Elvis, M. 2001, *ApJ*, 552, L109
- Körding, E., Falcke, H., & Markoff, S. 2002, *A&A*, 382, L13
- Körding, E., Colbert, E. J. M., & Falcke, H. 2005, *A&A*, accepted
- Longair, M. S. 1994, *High Energy Astrophysics, Volume 2: Stars, the Galaxy and the Interstellar Medium*, (Cambridge University Press: Cambridge, UK)
- Lehmann, I. et al. 2004, *A&A*, in press [astro-ph/0410458](#)
- Makishima, K. et al. 2000, *ApJ*, 535, 632
- Moorwood, A. F. M., & Salinari, P. 1983, *A&A*, 125, 342
- Neff, S. G., Ulvestad, J. S., & Campion, S. D. 2003, *ApJ*, 599, 1043
- Pakull, M. W., & Mirioni, L. 2002, [astro-ph/0202488](#)
- Pakull, M. W., & Mirioni, L. 2003, *RevMexAA*, 15, 197
- Puche, D., Westpfahl, D., Brinks, E., & Roy, J. R. 1992, *AJ*, 103, 1841
- Roberts, T. P., & Warwick, R. S. 2000, *MNRAS*, 315, 98
- Roberts, T. P., Goad, M. R., Ward, M. J., & Warwick, R. S. 2003, *MNRAS*, 342, 709
- Stevens, I. R., Forbes, D. A., & Norris, R. P. 2002, *MNRAS*, 335, 1079
- Terashima, Y., & Wilson, A. S. 2003, *ApJ*, 583, 145
- Tongue, T. D., & Westpfahl, D. J. 1995, *AJ*, 109, 2462
- Wang, Q. D. 2002, *MNRAS*, 332, 764
- Weiler, K. W., & Panagia, N. 1978, *A&A*, 70, 419
- Zezas, A. L., Georgantopoulos, I., & Ward, M. J. 1999, *MNRAS*, 308, 302