

Upper limit on the photon fraction in highest-energy cosmic rays from AGASA data

M. Risse^{1,2,*}, P. Homola¹, R. Engel², D. Góra¹, D. Heck², J. Pękala¹, B. Wilczyńska¹, and H. Wilczyński¹

(1) *Institute of Nuclear Physics, Polish Academy of Sciences, ul. Radzikowskiego 152, 31-342 Kraków, Poland*

(2) *Forschungszentrum Karlsruhe, Institut für Kernphysik, 76021 Karlsruhe, Germany*

**Corresponding author. Electronic address: markus.risse@ik.fzk.de*

An analysis of highest-energy air showers recorded by the AGASA experiment is performed. The measured muon content of each event is compared to predictions from primary photon simulations. A method to derive an upper limit on photon primaries is presented which accounts for shower properties varying with the primary energy and arrival direction. An upper limit on the photon fraction of 50% (65%) at a confidence level of 90% (95%) for primary energies above 125 EeV is derived. This is the first photon limit above the GZK cutoff energy, constraining non-acceleration models of cosmic-ray origin.

PACS numbers: 96.40.Pq, 96.40.-z, 13.85.-t, 13.85.Tp

Since their first discovery about 40 years ago [1], the existence of particles with energies around and above 100 EeV = 10^{20} eV was confirmed by several air shower experiments using different measurement techniques [2, 3, 4, 5, 6, 7]. The quest for the nature and origin of these extremely high-energy (EHE) cosmic rays continues to drive considerable experimental and theoretical efforts (reviews are given, for instance, in [8]). As first pointed out by Greisen, Zatsepin and Kuzmin [9], the travel distance of EHE particles is limited due to energy losses on background radiation fields. For instance, the energy loss length of 200 EeV protons is $\simeq 30$ Mpc (e.g. [8, 10]). A cosmological origin of the observed EHE particles thus seems disfavoured. However, no astrophysical object in our cosmological vicinity could be identified yet as source of these events. Moreover, explaining efficient particle acceleration to such enormous energies poses a theoretical challenge. The acceleration problem is circumvented if EHE particles are generated in decays or annihilation of topological defects (TD) or super-heavy dark matter (SHDM) [11, 12, 13, 14, 15]. These objects are expected in certain inflation scenarios and have also been proposed as dark matter candidates.

A common feature of non-acceleration models on the origin of EHE particles is the large fraction of electromagnetic energy and, in particular, of EHE photons in the injected particle spectrum. Due to interactions of these photons with background fields, the diffuse photon flux at GeV energies allows one to derive an upper limit on the electromagnetic energy injected as EHE particles at distances beyond a few Mpc [16, 17]. This constrains non-acceleration models that try to explain the observed EHE cosmic-ray flux by particle injection at large distances [12, 18]. In turn, non-acceleration models with injection sites closer to the observer imply a significant fraction of primary photons in the observed EHE events. As an example, in the SHDM model metastable particles of mass $M_x \simeq 10^{14}$ GeV are clumped in the galactic halo and produce EHE photons, nucleons and neutrinos by decay [12]. Thus, a stringent upper limit on the EHE photon fraction provides constraints on non-acceleration models complementary to those imposed by the diffuse

GeV photon background.

Based on an analysis of muons in air showers observed by the Akeno Giant Air Shower Array (AGASA), upper limits on the photon fraction were estimated to be 28% above 10 EeV and 67% above 32 EeV (95% CL) [5]. By comparing the rates of near-vertical showers to inclined ones recorded by the Haverah Park shower detector, upper limits of 48% above 10 EeV and 50% above 40 EeV (95% CL) were deduced [4]. Non-acceleration models of cosmic-ray origin are not severely constrained by these bounds [19], however. Photons are predicted to reach a considerable fraction only at highest energies, while with decreasing energies below 100 EeV the “conventional” hadronic cosmic-ray component soon outnumbers photon primaries due to the steep flux spectrum. For instance, in a typical SHDM model the photon fraction above 40 EeV is estimated as $\simeq 25\%$ only, increasing to $\simeq 50\%$ at 70 EeV [12].

In this work, we focus on events above 100 EeV. These particles are most directly linked to the production scenario in non-acceleration models, and the predicted photon dominance can be checked with the data. The largest data set on EHE events available to date was obtained by the AGASA experiment. From eleven AGASA showers reconstructed with energies above 100 EeV, the muon content in the shower is measured in six [5, 20]. For each event, we compare the observed muon signal with results from shower simulations using primary photons. Combining the information from all events, an upper limit on the primary photon fraction is derived. In contrast to the analysis method in [5], where the data distribution above energies of 10 EeV and 32 EeV was compared to an overall simulated distribution, we perform calculations for each individual event geometry adopting its reconstructed primary energy. This new analysis method of a dedicated study of single events makes use of recent developments in the simulation of EHE photon showers [21] and was introduced in [22] to study the 320 EeV cosmic ray observed with the Fly’s Eye detector [2]. We extend the method in the present analysis to combine the information from several events.

AGASA [5, 23], located in Japan (35.8° N, 138.5° E)

TABLE I: Reconstructed shower parameters of the AGASA events [5] (upper part of the Table) and simulation results (lower part). The energies are increased by 20% to account for the case of photon primaries [5]. The azimuth angle is given clockwise from north for the incoming direction.

primary energy [EeV]	295	240	173	161	126	125
zenith angle [°]	37	23	14	35	33	37
azimuth angle [°]	260	236	211	55	108	279
ρ_j [m ⁻²]	8.9	10.7	8.7	5.9	12.6	9.3
preshower occurrence [%]	100	100	96	100	93	100
$\langle \rho_j^s \rangle$ [m ⁻²]	4.3	3.1	2.1	2.3	1.7	1.8
$\Delta \rho_j^s$ [m ⁻²]	0.7	0.6	0.8	0.3	0.4	0.3
χ_j^2	1.6	3.1	3.4	2.3	4.7	4.0
p_j [%]	20.0	7.9	6.3	12.8	3.0	4.4

at an altitude of 900 m a.s.l. (atmospheric depth of 920 g cm⁻²), consisted of 111 array detectors of 2.2 m² spread over a $\simeq 100$ km² area. Additionally, 27 muon detectors of 2.8-20 m² with an energy threshold of 0.5 GeV for vertically incident muons, were placed near array detectors. The primary energy was determined from the array data with a statistical accuracy of $\simeq 25\%$ for hadron primaries [20]. Assuming photon primaries, the energies reconstructed this way were found to be underestimated by $\simeq 20\%$ for the most-energetic events [5]. Six events were reconstructed with >100 EeV which had more than one muon detector within 800-1600 m distance from the shower core [5]. The muon density ρ_j at 1000 m core distance was obtained for each event $j=1 \dots 6$ by fitting an empirical lateral distribution function [24] to the data. The uncertainty estimated for the resulting ρ_j is 40% [5]. The reconstructed shower parameters of the highest-energy events with muon data are given in Tab. I.

It is well known that air showers initiated by photons in general are expected to contain significantly fewer muons compared to hadron-initiated events. For each AGASA event, 100 primary photon showers are generated. The reconstructed primary direction [20] is chosen as simulation input. The quoted 20% underestimation of the primary energy in case of photons [5] is taken into account, i.e. the simulations are performed at 20% increased energy. Electromagnetic cascading of photons in the geomagnetic field is simulated for the AGASA site with the new PRESOWER code [21]. For the conditions of the AGASA events, it turns out that in most cases a preshower is formed (see Tab. I). The resulting atmospheric shower is simulated with CORSIKA 6.18 [25] as a superposition of subshowers initiated by the preshower particles or, if no preshower occurred, with the original primary photon. Electromagnetic interactions are treated by the EGS4 code [26], which was upgraded [25] to take photonuclear reactions as well as the Landau-Pomeranchuk-Migdal (LPM) effect [27] into account. For the photonuclear cross-section, we choose the extrapolation recommended by the Particle Data Group (σ^{PDG}) [28, 29] as shown in Fig. 1. The influence of assuming different extrapolations is discussed below. Hadronic interactions are simulated with QGSJET 01 [32], and for energies below 80 GeV with

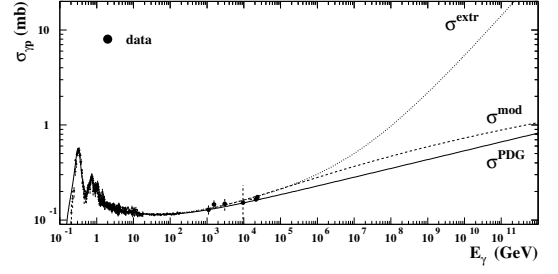


FIG. 1: Data [28] and extrapolations of the photonuclear cross-section $\sigma_{\gamma p}$. The PDG extrapolation (σ^{PDG}) [28, 29] is chosen for this analysis. Also shown are two parametrizations with larger cross-sections at highest energies, denoted σ^{mod} [30] and σ^{extr} [31] (see text). The cross-section on air is given by $\sigma_{\gamma\text{-air}} = 11.5 \sigma_{\gamma p}$.

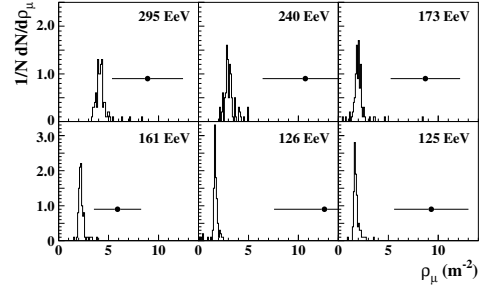


FIG. 2: Simulated muon densities (histograms) and data [5] (points with error bars). The simulated primary energy is indicated for each event.

GHEISHA [33].

The distribution ρ_j^s of simulated muon densities obtained from CORSIKA for each AGASA event is given in Fig. 2 together with the data. The average values $\langle \rho_j^s \rangle$ and standard deviations $\Delta \rho_j^s$ are listed in Tab. I. The average muon densities for primary photons are a factor 2-7 below the data.

To quantify the level of agreement between data and primary photon expectation, a χ_j^2 value is calculated for each event j as

$$\chi_j^2 = \frac{(\rho_j - \langle \rho_j^s \rangle)^2}{(\Delta \rho_j)^2 + (\Delta \rho_j^s)^2} \quad (1)$$

with $\Delta \rho_j$ being the measurement uncertainty, $\Delta \rho_j = 0.4 \cdot \rho_j$ [5]. To account for possible deviations of the simulated muon densities from a Gaussian distribution, the probability $p_j(\chi^2 \geq \chi_j^2)$ of a photon-initiated shower to yield a value $\chi^2 \geq \chi_j^2$ is determined by a Monte Carlo technique: A simulated muon density value is taken at random from the distribution ρ_j^s , a random shift is performed according to the experimental resolution $\Delta \rho_j$, and a χ^2 value is calculated with Eq. (1), replacing ρ_j by the artificial muon density value. Repeating this many times then gives $p_j(\chi^2 \geq \chi_j^2)$. As it turns out, p_j can reasonably well be reproduced even with the standard χ^2 distribution for $n_{\text{dof}} = 1$ degrees of freedom. The values χ_j^2 and p_j are listed for the six events in Tab. I. The probabilities p_j range from 3% to 20%.

The probability $p(\chi^2 \geq \sum_{j=1}^6 \chi_j^2)$ of six photon-initiated events to yield a χ^2 value larger or equal to the measured one can be determined correspondingly by the two methods; both give $p = 0.4\%$. Thus, it is unlikely that all cosmic rays at these energies are photons (rejection with 99.6% confidence), and it is possible to derive an upper limit on the primary photon fraction F_γ .

It should be noted that, due to the small event statistics, the upper limit cannot be smaller than a certain value. Assuming a fraction F_γ of photons in the primary flux, a set of n_m primaries picked at random is expected to *ab initio* contain no primary photon with probability $(1 - F_\gamma)^{n_m}$. For $n_m=6$, this probability is $\simeq 5\%$ for $F_\gamma=40\%$. Thus, in the present case only hypothetical photon fractions $F_\gamma \geq 40\%$ could in principle be tested at a confidence level of 95%.

For deriving an upper limit $F_\gamma^{\text{ul}} < 100\%$, scenarios have to be tested in which $n_\gamma=0 \dots n_m$ events might be initiated by photons. For a hypothetical photon fraction F_γ , the probability that a set of n_m events contains n_γ photons is $F_\gamma^{n_\gamma} (1 - F_\gamma)^{n_m - n_\gamma} \binom{n_m}{n_\gamma}$. This probability is multiplied by the probability $p(n_\gamma)$ that an event set containing n_γ primary photons yields a value $\chi^2 \geq \sum_{i=1}^{n_m} \chi_{k_i}^2$. The quantities $\chi_{k_i}^2$ are obtained from the data as follows: For n_γ events, $\chi_{k_i}^2 = \chi_j^2$ with χ_j^2 from Tab. I, where index k_1 refers to the smallest value χ_j^2 , and $\chi_{k_i}^2 \leq \chi_{k_{i+1}}^2$. This corresponds to the minimum value $\sum_{i=1}^{n_\gamma} \chi_{k_i}^2$ allowed from the data when requiring n_γ photon-initiated events. For the remaining $n_m - n_\gamma$ non-photon events, Eq. (1) does not apply, and the corresponding $\chi_{k_i}^2$ are set to zero. This corresponds to not specifying a hypothesis for non-photon events. The probability $p(n_\gamma)$ is then determined by the MC technique. It can well be reproduced with the standard χ^2 distribution for $n_{\text{dof}}=n_\gamma$ degrees of freedom. Summing over all possibilities $n_\gamma=0 \dots n_m$ then gives the probability $P(F_\gamma)$ to obtain χ^2 values at least as large as in the data as a function of the hypothetical fraction F_γ ,

$$P(F_\gamma) = \sum_{n_\gamma=0}^{n_m} F_\gamma^{n_\gamma} \cdot (1 - F_\gamma)^{n_m - n_\gamma} \cdot \binom{n_m}{n_\gamma} \cdot p(n_\gamma) \quad (2)$$

With $P(F_\gamma=50\%) = 10\%$ and $P(F_\gamma=65\%) = 5\%$, the upper limit on the primary photon fraction results to $F_\gamma^{\text{ul}} = 50\%$ (65%) at 90% (95%) confidence level.

The derived bound is the first experimental limit on the photon contribution to EHE cosmic rays. The limit refers to the photon fraction integrated above the primary photon energy that corresponds to the lowest-energy event in the data sample, which in the present analysis is 125 EeV. In Fig. 3, upper limits derived previously at lower energy and the current bound are compared to typical predictions of some non-acceleration models. It should be noted that the photon fraction predicted by the models depends on the flux normalization chosen with respect to the “conventional” cosmic-ray component; also, different assumptions on parameters such as the galactic radio background can change the predictions [14]. Mod-

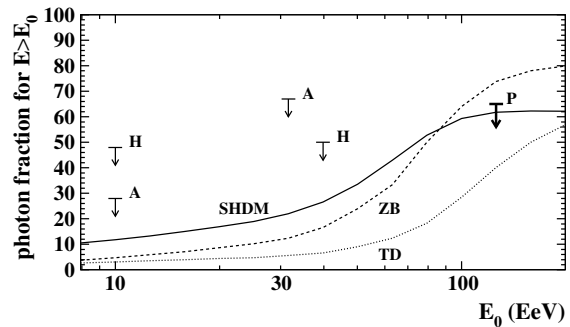


FIG. 3: Upper limits (95% CL) on cosmic-ray photon fraction derived in the present analysis (P) and previously from AGASA (A) [5] and Haverah Park (H) [4] compared to exemplary predictions from super-heavy dark matter (SHDM) [12], Z-bursts (ZB) and topological defect (TD) [13] models.

els predicting photon dominance at highest energies are disfavoured by the new upper limit.

The statistical stability of the upper limit can be tested by, e.g., omitting one event and calculating an upper limit with the remaining five. Iterating through all six possibilities of rejecting an event, the upper limits are between 60-75% (95% CL). Alternatively, the 320 EeV Fly’s Eye event can be added to the event list with probability $p_\gamma = 13\%$ [22]. The upper limit then becomes 64% (95% CL). The result is quite stable, as the individual photon probabilities do not differ much from each other.

The upper limit derived in the present analysis is conservative with respect to different sources of systematic uncertainties, since p_j might be overestimated. As an example, in the 295 EeV event data, muon detectors saturated and the obtained ρ_j might rather be regarded as a lower limit [5, 34]. Concerning the simulations, ρ_j^s is robust when changing the low-energy hadronic interaction model [35]. However, the high-energy model QGSJET 01 produces $\simeq 20\text{-}30\%$ more muons [36] compared to SIBYLL 2.1 [37] and also compared to a preliminary version of QGSJET II [38]. Smaller values of ρ_j^s or, in case of the 295 EeV event, a larger value of ρ_j , would decrease p_j and reduce the photon upper limit.

The derived upper limit is robust against reasonable variations of the primary photon energy adopted. In general, a larger primary energy would result in larger values of ρ_j^s and p_j . We already accounted for a possible 20% underestimation in case of primary photons. It seems unlikely that an additional, systematic underestimation of reconstructed primary photon energies of more than 20-30% exists, also because of the stronger preshower effect at increased energy that makes the profiles of primary photon showers more similar to hadron-initiated events.

A considerable uncertainty exists in extrapolating the photonuclear cross-section. A stronger (weaker) increase of the cross-section with energy than adopted in this work leads to larger (smaller) values of ρ_j^s . We repeated the calculations with different cross-section assumptions. The upper limit of 65% (95% CL) changes little for modest variations of the extrapolation. Adopting, for instance, the parametrization denoted σ^{mod} in Fig. 1, the

upper limit becomes 72% (95% CL). However, as an illustration, assuming the extreme extrapolation labeled σ^{extr} (Fig. 1), the simulated ρ_j^s are increased on average by 70–80% with respect to the calculation using σ^{PDG} . In such a scenario, one would obtain $p(\sigma^{\text{extr}}, F_\gamma=100\%) \simeq 14\%$, and no upper limit could be set with high confidence. It should be noted that also the upper limits derived previously from Haverah Park and AGASA data [4, 5] would increase when assuming σ^{extr} .

In summary, a new analysis approach was developed for a detailed study of individual air shower events. It allowed us to derive the first experimental limit on the primary photon fraction in EHE cosmic rays. Comparing the highest-energy AGASA events to primary photon simulations, the upper limit on the photon fraction in the primary cosmic-ray flux at energies above 125 EeV amounts to 50% (65%) at 90% (95%) CL. This bound on primary photons, derived from air shower data, imposes constraints on non-acceleration models of cosmic-ray origin, with possible implications also on the description of

the dark matter or inflation scenarios in these models.

Within the next few years, a considerable increase of EHE event statistics is expected from the HiRes detector [6] and the Pierre Auger Observatory [39]. Thus, even more stringent conclusions on EHE photons are possible by performing an analysis as presented in this work. It is then interesting to check whether a scenario of dominant EHE primary photons together with a steep increase of the photonuclear cross-section can be tested or to what extent EHE photons might mimic hadron-like events. This is studied in a forthcoming publication.

Acknowledgments. We are grateful to K. Eitel, M. Jeżabek, M. Kachelrieß, S.S. Ostapchenko, S. Sarkar, K. Shinozaki, and G. Sigl for helpful comments. This work was partially supported by the Polish State Committee for Scientific Research under grants No. PBZ KBN 054/P03/2001 and 2P03B 11024 and in Germany by the DAAD under grant No. PPP 323. MR is supported by the Alexander von Humboldt-Stiftung.

-
- [1] J. Linsley, Phys. Rev. Lett. **10**, 146 (1963).
 - [2] D.J. Bird *et al.*, Phys. Rev. Lett. **71**, 3401 (1993); D.J. Bird *et al.*, Astrophys. J. **441**, 144 (1995).
 - [3] N. Hayashida *et al.*, Phys. Rev. Lett. **73**, 3491 (1994); M. Takeda *et al.*, Phys. Rev. Lett. **81**, 1163 (1998).
 - [4] M. Ave *et al.*, Phys. Rev. Lett. **85**, 2244 (2000); M. Ave *et al.*, Phys. Rev. **D65**, 063007 (2002).
 - [5] K. Shinozaki *et al.*, Astrophys. J. **571**, L117 (2002).
 - [6] R.U. Abbasi *et al.*, Phys. Rev. Lett. **92**, 151101 (2004).
 - [7] V.P. Egorova *et al.*, astro-ph/0408493 (2004).
 - [8] M. Nagano, A.A. Watson, Rev. Mod. Phys. **72**, 689 (2000); J. Cronin, astro-ph/0402487 (2004); “*Ultimate energy particles in the Universe*” (eds. M. Boratav, G. Sigl), C.R. Physique **5** (2004).
 - [9] K. Greisen, Phys. Rev. Lett. **16**, 748 (1966); G.T. Zatsepin, V.A. Kuzmin, JETP Lett. **4** 78 (1966).
 - [10] F.W. Stecker, Phys. Rev. Lett. **21**, 1016 (1968).
 - [11] M.B. Hindmarsh, T.W.B. Kibble, Rep. Prog. Phys. **58**, 477 (1995); V. Berezhinsky, M. Kachelrieß, A. Vilenkin, Phys. Rev. Lett. **79**, 4302 (1997); V.A. Kuzmin, V.A. Rubakov, Phys. At. Nucl. **61**, 1028 (1998); S. Sarkar, R. Toldra, Nucl. Phys. **B621**, 495 (2002); C. Barbot, M. Dress, Astropart. Phys. **20**, 5 (2003).
 - [12] R. Aloisio, V. Berezhinsky, M. Kachelrieß, Phys. Rev. **D69**, 094023 (2004).
 - [13] G. Sigl, hep-ph/0109202 (2001).
 - [14] S. Sarkar, Acta Phys. Polon. **B35**, 351 (2004).
 - [15] P. Bhattacharjee, G. Sigl, Phys. Rep. **327**, 109 (2000).
 - [16] V.S. Berezhinsky, A.Yu. Smirnov, Ap. Sp. Sci. **32**, 461 (1975); G. Sigl, Science **291**, 73 (2001).
 - [17] P. Sreekumar *et al.*, Astrophys. J. **494**, 523 (1998); A.W. Strong *et al.*, astro-ph/0405441 (2004).
 - [18] D.V. Semikoz, G. Sigl, JCAP **0404**, 003 (2004).
 - [19] M. Kachelrieß, C.R. Physique **5**, 441 (2004).
 - [20] M. Takeda *et al.*, Astropart. Phys. **19**, 447 (2003); N. Hayashida *et al.*, astro-ph/0008102 (2000); M. Takeda *et al.*, Astrophys. J. **522**, 225 (1999); <http://www-akeno.icrr.u-tokyo.ac.jp/AGASA>
 - [21] P. Homola *et al.*, astro-ph/0311442 (2003).
 - [22] M. Risse *et al.*, Astropart. Phys. **21**, 479 (2004).
 - [23] N. Chiba *et al.*, Nucl. Instr. Meth. **A311**, 338 (1992); H. Ohoka *et al.*, Nucl. Instr. Meth. **A385**, 268 (1997).
 - [24] N. Hayashida *et al.*, J. Phys. **G21**, 1001 (1995).
 - [25] D. Heck *et al.*, Report **FZKA 6019**, and D. Heck, J. Knapp, Report **FZKA 6097**, Forschungszentrum Karlsruhe (1998).
 - [26] W.R. Nelson, H. Hirayama, D.W.O. Rogers, Report **SLAC 265**, Stanford Linear Accelerator Center (1985).
 - [27] L.D. Landau, I.Ya. Pomeranchuk, Dokl. Akad. Nauk SSSR **92**, 535 & 735 (1953) (in Russian); A.B. Migdal, Phys. Rev. **103**, 1811 (1956).
 - [28] S. Eidelmann *et al.*, Particle Data Group, Phys. Lett. **B592**, 1 (2004).
 - [29] J.R. Cudell *et al.*, Phys. Rev. **D65**, 074024 (2002).
 - [30] L. Bezrukov, E. Bugaev, Sov. J. Nucl. Phys. **33**, 635 (1981).
 - [31] A. Donnachie, P. Landshoff, Phys. Lett. **B518**, 63 (2001).
 - [32] N.N. Kalmykov, S.S. Ostapchenko, A.I. Pavlov, Nucl. Phys. B (Proc. Suppl.) **52**, 17 (1997).
 - [33] H. Fesefeldt, Report **PITHA-85/02**, RWTH Aachen (1985).
 - [34] N. Sakaki *et al.*, Proc. 27th Int. Cosmic Ray Conf., Hamburg, 329 (2001).
 - [35] D. Heck, astro-ph/0410735 (2004).
 - [36] D. Heck, M. Risse, J. Knapp, Nucl. Phys. B (Proc. Suppl.) **122**, 451 (2004).
 - [37] R. Engel, T.K. Gaisser, P. Lipari, T. Stanev, Proc. 26th Int. Cosmic Ray Conf., Salt Lake City, 415 (1999).
 - [38] S.S. Ostapchenko, hep-ph/0501093 (2005).
 - [39] J. Abraham *et al.*, Auger Collaboration, Nucl. Instrum. Meth. **A523**, 50 (2004); J. Blümer for the Auger Collaboration, J. Phys. **G29**, 867 (2003).