

CMBR Constraint on a Modified Chaplygin Gas Model

Dao-jun Liu* and Xin-zhou Li†
*Shanghai United Center for Astrophysics(SUCA),
 Shanghai Normal University,
 100 Guilin Road, Shanghai 200234, China*
 and
*Division of Astrophysics,
 E-institute of Shanghai Universities,
 Shanghai Normal University,
 100 Guilin Road, Shanghai 200234, China*
 (Dated: November 12, 2018)

In this paper, a modified Chaplygin gas model of unifying dark energy and dark matter with exotic equation of state $p = B\rho - \frac{A}{\rho^\alpha}$ which can also explain the recent accelerated expansion of the universe is investigated by the means of constraining the location of the peak of the CMBR spectrum. We find that the result of CMBR measurements does not exclude the nonzero value of parameter B , but allows it in the range $-0.35 \lesssim B \lesssim 0.025$.

PACS numbers: 98.80.-k, 98.80.Es

I. INTRODUCTION

The observational results of the anisotropy of cosmic microwave background radiation (CMBR) [1], supernovae type Ia (SNIa) [2] and Sloan Digital Sky Survey (SDSS) [3] show that about seventy percent of the total energy in the universe should be hidden as dark energy which accelerates the expansion of the universe at present. Several candidate to represent dark energy have been suggested and confronted with observations: cosmological constant, quintessence with a single field [4] or with N coupled fields [5], phantom field with canonical [6] or Born-Infeld type Lagrangian [7], k-essence [8] and generalized Chaplygin gas (GCG) [9] which is stemmed from the Chaplygin gas [10].

In the GCG approach, the conjecture that dark energy and dark matter can be unified by using an exotic equation of state has been investigated. Within this framework, the difficulties of GCG associated to unphysical oscillations or blow-up in the matter power spectrum can be circumvented [11]. Recently, Hao and Li [12] extend the equation of state of GCG to $w < -1$ regime. Many phenomenological tests have been considered: high precision CMBR [9], SNIa data [13], and gravitational lensing [14]. GCG can be extended to modified Chaplygin gas (MCG) model [15, 16] which can also describe the current accelerating expansion of the universe.

In this paper, we study the cosmological constraints on the MCG model. The detailed structure of the anisotropies the CMBR depends upon two epochs in cosmology: the emission of the radiation, *i.e.* last scattering and today. Therefore, the CMBR can serve as a test to distinguish models of dark energy. Contrast to the cal-

ulation of CMBR spectra, the location of the peaks and troughs can be estimated with much less detailed calculation if we assume that there exist adiabatic initial conditions and the universe is flat [17].

II. MODIFIED CHAPLYGIN GAS MODEL

The energy density ρ and pressure p of MCG are related by the following equation of state

$$p = B\rho - \frac{A}{\rho^\alpha}, \quad (1)$$

where B , A and α are three arbitrary constants. It is obvious that when B is zero, the above equation corresponds to the equation of state of GCG, whereas when $A = 0$ it reduces to the equation of state of barotropic fluid.

In the flat 3-dimensional Friedmann-Robertson-Walker spacetime with metric

$$ds^2 = -dt^2 + a^2(t)d\vec{x}^2, \quad (2)$$

the equation of conservation can be written as

$$\dot{\rho} + 3H(\rho + p) = 0, \quad (3)$$

where dot denotes the derivative with respect to cosmic time t . From Eqs.(1) and (3), the density ρ can be expressed by

$$\rho_{MCG}(a) = \rho_0 \left[B_s + (1 - B_s) \left(\frac{a_0}{a} \right)^{3(1+B)(1+\alpha)} \right]^{\frac{1}{1+\alpha}} \quad (4)$$

for $B \neq -1$, and when $B = -1$,

$$\frac{\rho_{MCG}(a)}{\rho_0} = \left[1 + A_s \ln \left(\frac{a_0}{a} \right) \right]^{\frac{1}{1+\alpha}}. \quad (5)$$

*Electronic address: cufa3@shnu.edu.cn

†Electronic address: kychz@shnu.edu.cn

Here ρ_0 denotes the energy density of MCG at $t = t_0$ and the integration constants A_s and B_s are defined as

$$A_s = \frac{3A(1+\alpha)}{\rho_0^{1+\alpha}} \quad (6)$$

and

$$B_s = \frac{A}{(1+B)\rho_0^{1+\alpha}} \quad (7)$$

respectively. For the flat universe, the Friedmann equation reads

$$H^2 \equiv \left(\frac{\dot{a}}{a}\right)^2 = \frac{8\pi G}{3} \left(\frac{\rho_{b,0}}{a^3} + \frac{\rho_{r,0}}{a^4} + \rho_{MCG}\right), \quad (8)$$

where $\rho_{b,0}$ and $\rho_{r,0}$ are the energy density of baryons and radiation at $t = t_0$, and ρ_{MCG} is energy density of MCG represented in Eq.(4) or Eq.(5). We do not include dark matter in that dark matter is accounted for by MCG. Notice that B_s must lie in the interval $0 \leq B_s \leq 1$ because otherwise ρ_{MCG} would be undefined for some time

in the past. Therefore, we can find that at early epoch the energy density behaves as matter while at late time it behaves like a cosmological constant except the MCG models with $B = -1$. From Eq.(5), it is easy to find that ρ_{MCG} is only well-defined in the regime $a \geq a_0 e^{1/A_s}$ for the case $B = -1$. It is not difficult to find that the MCG behaves as dust matter for $B_s = 0$ and cosmological constant for $B_s = 1$. Unlike the GCG Model, the MCG model does not correspond to a Λ -CDM model when $\alpha = -1$, but does when $\alpha = \frac{-B}{1+B}$.

Define the new variables $\Omega_{b,0} \equiv \frac{\rho_{b,0}}{\rho_{c,0}}$ and $\Omega_{r,0} \equiv \frac{\rho_{r,0}}{\rho_{c,0}}$, where $\rho_{c,0} = \frac{3H_0^2}{8\pi G}$ is the critical density of the universe and H_0 is the Hubble parameter at $t = t_0$. Using the fact that $H = \frac{1}{a^2} \frac{da}{d\tau}$ and taking scale factor $a_0 = 1$, we obtain

$$\frac{da}{d\tau} = H_0 X(a), \quad (9)$$

where

$$X(a) = \sqrt{\Omega_{r,0} + \Omega_{b,0}a + a^4(1 - \Omega_{r,0} - \Omega_{b,0}) \left[B_s + \frac{1 - B_s}{a^{3(1+A)(\alpha+1)}} \right]^{\frac{1}{1+\alpha}}}, \quad \text{for } B \neq -1, \quad (10)$$

and

$$X(a) = \sqrt{\Omega_{r,0} + \Omega_{b,0}a + a^4(1 - \Omega_{r,0} - \Omega_{b,0}) (1 + A_s \ln(a))^{\frac{1}{1+\alpha}}}, \quad \text{for } B = -1. \quad (11)$$

III. THE LOCATION OF THE CMBR SPECTRUM PEAKS

The CMBR peaks arise from acoustic oscillations of the primeval plasma just before the universe becomes transparent. The angular momentum scale of the oscillations is set by the acoustic scale l_A which for a flat Universe is given by

$$l_A = \pi \frac{\tau_0 - \tau_{ls}}{\bar{c}_s \tau_{ls}}. \quad (12)$$

Here τ_0 and τ_{ls} are the conformal time today and at last scattering which are equal to the particle horizons and $\tau = \int \frac{dt}{a(t)}$ with cosmological scale factor a ; while \bar{c}_s is the average sound speed before decoupling,

$$\bar{c}_s = \frac{\int_0^{\tau_{ls}} c_s(\tau) d\tau}{\tau_{ls}}, \quad (13)$$

where c_s is satisfied by

$$c_s = \left[3 + \frac{9}{4} \frac{\rho_b(\tau)}{\rho_\gamma(\tau)} \right]^{-1/2}, \quad (14)$$

with ρ_b/ρ_γ the ratio of baryon to photon energy density. So that,

$$l_A = \frac{\pi}{\bar{c}_s} \left[\frac{\int_0^1 \frac{da}{X(a)}}{\int_0^{a_{ls}} \frac{da}{X(a)}} - 1 \right]. \quad (15)$$

where a_{ls} is the scale factor at the last scattering time, for which we use the fitting formula developed in Ref.[18],

$$a_{ls}^{-1} + 1 = 1048 [1 + 0.00124(\Omega_{b,0} h^2)^{-0.738}] [1 + g_1(\Omega_{m,0} h^2)^{g_2}], \quad (16)$$

where

$$g_1 = 0.0783(\Omega_{b,0} h^2)^{-0.238} [1 + 39.5(\Omega_{b,0} h^2)^{0.763}]^{-1} \quad (17)$$

$$g_2 = 0.56 [1 + 21.1(\Omega_{b,0} h^2)^{1.81}]^{-1}. \quad (18)$$

The location of the m -th peak can be approximated by [19]

$$l_m = l_A (m - \phi_m) \quad (19)$$

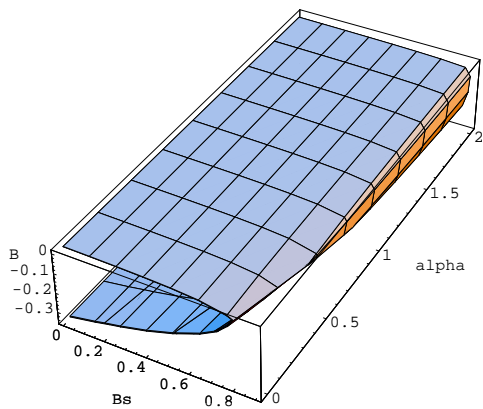


FIG. 1: constraints on the three parameters B_s , α and B of the MCG model ($B \neq -1$) corresponding to the bounds on the first peak of the CMBR power spectrum for spectral index $n = 1$, $h = 0.71$, $\Omega_{b,0} = 0.046$ and $\Omega_{r,0} = 9.89 \times 10^{-5}$.

where ϕ_m is the m -th peak shift. The Analytical relationships between the cosmological parameters and the peak shifts are not available, but one can use fitting formulae describing their dependence on these parameters [9]. Particularly, for the spectral index of scalar perturbations $n = 1$, the shifts of the first peak can be expressed approximately by

$$\phi_1 = 0.267 \left(\frac{r_{ls}}{0.3} \right)^{0.1}, \quad (20)$$

where the ratio of radiation to matter at last scattering r_{ls} is fitted by

$$r_{ls} \equiv \frac{\rho_{r,ls}}{\rho_{m,ls}} = \frac{0.042}{10^3 \Omega_{m,0} h^2} \left(\frac{1}{a_{ls}} - 1 \right). \quad (21)$$

According to the WMAP measurements of the CMBR temperature angular power spectrum, the first peak is located at

$$l_1 = 220.1 \pm 0.8, \quad (22)$$

with 1σ uncertainty.

In FIG.1, we plot the constraint on the three parameters B_s , α and B of the MCG model ($B \neq -1$) corresponding to the bounds on the first peak of the CMBR power spectrum (Eq.(22)) for spectral index $n = 1$.

The constraint on the parameters A_s and α of the MCG model with $B = -1$ are plotted in FIG.2 corresponding to the same bounds as that of FIG.1.

Modified Chaplygin gas Model of unifying dark energy and dark matter with exotic equation of state can explain the current accelerating expansion of the universe. By investigating the constraint from the location of the peak of the CMBR spectrum, we find that the result of CMBR measurements does not exclude the nonzero value of parameter B , but allows it in the range $-0.35 \lesssim B \lesssim 0.025$.

It is worth noting that an interesting model that investigated in Ref. [16] is included in (1). As a special

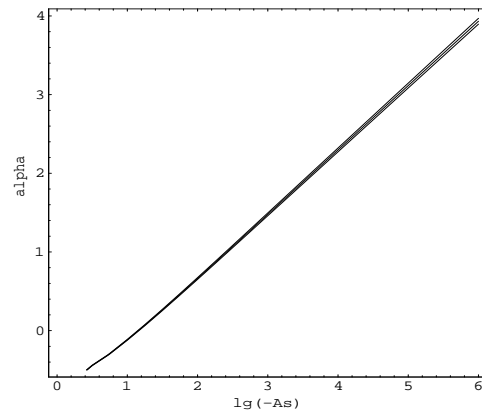


FIG. 2: Constraint on the parameters A_s and α of the MCG model with $B = -1$ corresponding to the bounds on the first peak of the CMBR power spectrum for spectral index $n = 1$, $h = 0.71$, $\Omega_{b,0} = 0.046$ and $\Omega_{r,0} = 9.89 \times 10^{-5}$.

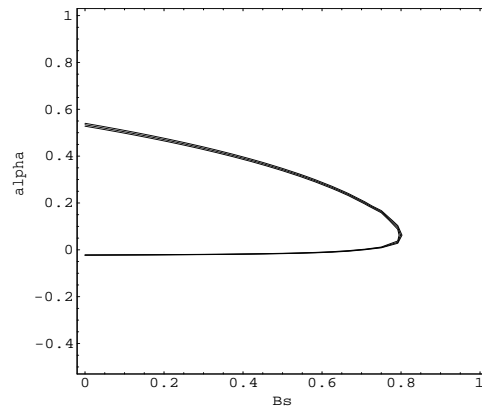


FIG. 3: Constraint on the parameters B_s and α of the MCG model with $B = -\frac{\alpha}{1+\alpha}$ corresponding to the bounds on the first peak of the CMBR power spectrum for spectral index $n = 1$, $h = 0.71$, $\Omega_{b,0} = 0.046$ and $\Omega_{r,0} = 9.89 \times 10^{-5}$.

case, it requires that B is related to α via $B = -\frac{\alpha}{1+\alpha}$. Obviously, B can not be equal to -1 for finite value of α . Therefore, it is available for this case to calculate the energy density by using Eq.(4). In FIG.3, we plot the constraint on the parameters B_s and α of this kind of MCG model ($B = -\frac{\alpha}{1+\alpha}$) corresponding to the bounds on the first peak of the CMBR power spectrum for spectral index $n = 1$. From Fig.3, it is easy to find that for reasonable value of B_s , the value of α is constrained in a range of $-0.021 \lesssim \alpha \lesssim 0.54$. This equivalently means the parameter B is allowed in the range $-0.35 \lesssim B \lesssim 0.021$, which is covered in general case.

Acknowledgments

This work is supported by Shanghai Municipal Education Commission (No.04DC28) and National Natural Science Foundation of China under Grant No. 10473007.

-
- [1] C. Bennett *et al.*, *Astrophys. J. Suppl. Ser.* **148**, 1 (2003).
- [2] P. de Bernardis *et al.*, *Nature* **404**, 955 (2000); S. Hanany *et al.* *Astrophys. J.* **545**, 1 (2000); N. Bahcall, J. P. Ostriker, S. Perlmutter and P. J. Steinhardt, *Science* **284**, 1481 (1999); S. Perlmutter *et al.*, *Astrophys. J.* **517**, 565 (1999); A. G. Riess *et al.*, *Astron. J.* **116**, 1009 (1998).
- [3] M. Tegmark *et al.*, *Astrophys. J.* **606**, 702 (2004).
- [4] P. J. E. Peebles and B. Ratra, *Rev. Mod. Phys.* **75**, 599 (2003); T. Padmanabhan, *Phys. Rep.* **380**, 235 (2003). R. R. Caldwell, R. Dave and P.J. Steinhardt, *Phys. Rev. Lett.* **80**, 1582 (1998). J. G. Hao and X. Z. Li, *Phys. Rev.* **19**, 6049 (2002); J. G. Hao and X. Z. Li, *Class. Quantum Grav.* **21**, 4771 (2004); X. Z. Li and J. G. Hao, *Phys. Rev.* **D69**, 107303 (2004).
- [6] R. R. Caldwell, *Phys. Lett.* **B545**, 23 (2002); R. R. Caldwell, m. Kamionkowski and N. N. Weinberg, *Phys. Rev. Lett.* **91**, 92003 071301; J. G. Hao and X. Z. Li, *Phys. Rev.* **D67**, 107303 (2003); S. Nojiri and S. D. Odintsov, *Phys. Lett.* **B562**, 147 (2003); **B571**, 1 (2003); D. J. Liu and X. Z. Li, *Phys. Rev.* **D68**, 067301 (2003); P. Singh, M. Sami and N. Dadhich, *Phys. Rev.* **D68**, 043501 (2003); P. F. Gonzalez-Diaz, *Phys. Rev.* **D68**, 021303 (2003); *Phys. Rev.* **D69**, 063522 (2003); L. P. Chimento and R. Lazkoz, *Phys. Rev. Lett.* **91**, 211301 (2003); *Phys. Rev.* **D70**, 023509 (2004); H. Stefancic, *Phys. Lett.* **B580**, 5 (2004).
- [7] J. G. Hao and X. Z. Li, *Phys. Rev.* **D68**, 043501 (2003); *Phys. Rev.* **D70**, 043509 (2004). V. B. Johri, *Phys. Rev.* **D70**, 041303 (2004).
- [8] C. Armendariz-Picon, V. Mukhanov and P. J. Steinhardt, *Phys. Rev.* **D63**, 103510 (2001).
- [9] M. C. Bento, O. Bertolami and A. A. Sen, *Phys. Rev.* **D66**, 043507 (2002); *Phys. Lett.* **B575**, 172 (2003); *Phys. Rev.* **D67**, 063003 (2003).
- [10] A. Kamenshchik, U. Moschella and V. Pasquier, *Phys. Lett.* **B511**, 265 (2001).
- [11] M. C. Bento and A. A. Sen, *Phys. Rev.* **D70**, 083519 (2004).
- [12] J. G. Hao and X. Z. Li, to be published in *Phys. Lett. B*, astro-ph/0404154.
- [13] M. Makler, S. Q. Oliveira and I. Waga, *Phys. Lett.* **B555**, 1 (2003); J. S. Alcaniz, D. Jain and A. Dev, *Phys. Rev.* **D67**, 043514 (2003); V. Gorini, A. Kamenshchik and U. Moschella, *Phys. Rev.* **D67**, 063509 (2003); O. Bertolami, A. A. Sen, S. Sen and P. T. Silva, *Mon. Not. Roy. Astron. Soc.* **353**, 329 (2004).
- [14] P. T. Silva and O. Bertolami, *Astrophys. J.* **599**, 829 (2003).
- [15] H. B. Benaoum, hep-th/0205140;
- [16] L. P. Chimento, *Phys. Rev.* **D69**, 123517 (2004); L. P. Chimento and R. Lazkoz, astro-ph/0411068.
- [17] M. Doran, M. Lilley, J. Schwindt and C. Wetterich, *Astrophys. J.* **559**, 501 (2001).
- [18] W. Hu, N. Sugiyama, *Astrophys. J.* **471**, 30 (1996).
- [19] W. Hu, M. Fukugita, M. Zaldarriaga and M. Tegmark, *Astrophys. J.* **549**, 669 (2001).