

ROTATIONAL EVOLUTION OF VERY LOW MASS OBJECTS AND BROWN DWARFS

Jochen Eislöffel¹ and Alexander Scholz¹

Thüringer Landessternwarte, Sternwarte 5, D-07778 Tautenburg, Germany

ABSTRACT

The regulation of angular momentum is one of the key processes for our understanding of stellar evolution. The rotational evolution of solar-mass stars is mainly determined by the magnetic interaction with their circumstellar disk and angular momentum loss through stellar winds, and in contrast to solar-mass stars, very low mass (VLM) objects and brown dwarfs are believed to be fully convective. This may lead to major differences of rotation and activity, since fully convective objects may not host a solar-type dynamo.

Here, we report on our observational efforts to understand the rotational evolution of VLM objects. By means of photometric monitoring, we determined 62 rotation periods for targets in three clusters, which form an age sequence from 3 to 125 Myr. We find that VLM objects rotate faster than their solar-mass siblings in all evolutionary stages. Their rotational evolution seems to be determined by hydrostatic contraction and exponential angular momentum loss. The photometric amplitudes of the light curves are much lower than for solar-mass stars. This may be explained as a consequence of smaller spot coverage, more symmetric spot distributions, or lower contrast between spots and their environment. Most of these results can be explained with a change of the magnetic field properties with decreasing mass. VLM objects possibly possess only small-scale, turbulent magnetic fields.

Key words: Stars: activity, evolution, formation, low-mass, brown dwarfs, late-type, rotation

1. INTRODUCTION

Rotation is one of the key parameters for stellar evolution. It is the parameter that – at least in some well-behaved objects – can be measured to the highest accuracy. In such objects derivations of rotation periods with a precision of 1 : 10000 are possible.

In solar mass stars the investigation of their rotation has allowed us new insights into their evolution (Bodenheimer et al. 1997, Stassun & Terndrup 2003). It has become clear that angular momentum regulation is a direct consequence of basic stellar physics: most of the angular momentum of a fragmenting and collapsing molecular

cloud is lost in the course of the formation of protostars. The specific angular momentum of protostars is, however, still one or two orders of magnitude higher than that of young main sequence stars. On the other hand, in their T Tauri phase solar-mass stars rotate slowly although they are accreting. The magnetic coupling between the star and its disk, and consequent angular momentum removal in a highly collimated bipolar jet are thought to be responsible for this rotational braking (Camenzind 1990, Königl 1991, Shu et al. 1994). After the dispersal of the disk, and thus loss of the braking mechanism, the rotation is observed to accelerate as the stars contract towards the zero-age main sequence (ZAMS). On the main sequence (MS) the rotation rates of solar-mass stars decrease again because of angular momentum loss through stellar winds.

Rotation can be investigated either by measuring stellar photospheric lines spectroscopically, or by the determination of rotation periods from photometric time series observations. While the former suffers from projection effects – the unknown inclination angle of the rotation axis with respect to the line of sight – the latter can be determined with high precision and independent of inclination angle.

While a large amount of rotation periods are available in the literature for low-mass stars in clusters younger than about 3 Myr (ONC: Herbst et al. 2001, Herbst et al. 2002; NGC2264: Lamm 2003, Lamm et al. 2004), not much is known about the further evolution of very low mass (VLM) objects and brown dwarfs up to the age of a few Gyr, when they are found as field objects in the solar neighbourhood (Clarke et al. 2002). Therefore, we have initiated a programme to obtain the required observations, and to compare them to solar-mass stars and to evolutionary models. For the monitoring programme we decided to follow the photometric time series approach to obtain precise rotation periods.

In this article we will first discuss in Section 2 our target observations, and data analysis. In Sect. 3 we present our results on rotation and variability of the sources. The observed rotation rates are then in Sect. 4 compared to various models of rotational evolution. Finally, Sect. 5 contains our conclusions.

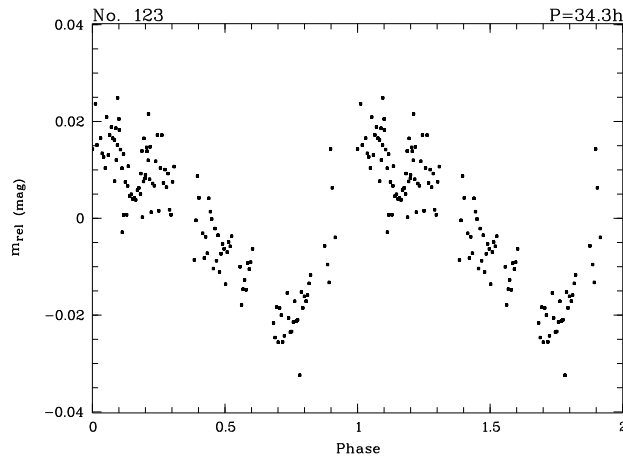


Figure 1. Phase-folded light curve for a $50 M_{\text{jup}}$ brown dwarf in the epsilon Ori field. The measured rotation period is 34.3h, and the light curve comprises of 129 measured data points.

2. OBSERVATIONS AND DATA ANALYSIS

Since virtually no rotation periods for VLM objects and brown dwarfs with ages older than 3 Myr were known, it was necessary to create a period database that complements the known rotation periods of solar-mass stars.

In the course of our ongoing monitoring programme we have so far obtained rotation periods for 23 VLM objects in the cluster around sigma Ori (Scholz & Eislöffel 2004a), for 30 in the field around epsilon Ori (Scholz & Eislöffel 2004c), which are belonging to the Ori OB1b association, and for 9 objects in the Pleiades open cluster (Scholz & Eislöffel 2004b). With ages of about 3, 5, and 125 Myr these three groups of VLM objects form an age sequence that already allows us insights into a relevant part of their young evolution.

Our time series photometry was done with the Wide Field Imager (WFI) at the ESO/MPG 2.2-m telescope on La Silla in epsilon Ori, and with the CCD camera at the 1.23-m telescope at the German-Spanish Astronomy Centre on Calar Alto (CA) in the Pleiades. The sigma Ori cluster was observed in two campaigns with the CCD cameras at the 2-m Schmidt telescope in Tautenburg (TLS) and at the 1.23-m telescope on Calar Alto. All time series are done in the I-band to maximise the observed flux from the objects. A single field was observed for sigma and epsilon Ori, while two adjacent fields were observed in the Pleiades. In sigma and epsilon Ori, we searched the fields prior to our monitoring campaign to identify the VLM objects from (I, R-I) colour magnitude diagrams, which were then further tested for membership using the J, H, K-band photometry from 2MASS. For the Pleiades we placed our fields so as to maximise the number of VLM objects known from the literature (e.g., Pinfield et al. 2000) in them. Our time series photometry covers 10 nights for

sigma Ori, four nights for epsilon Ori, and 18 nights for the Pleiades, in which – weather permitting – the respective fields were continuously monitored. The data were reduced following standard recipes. Then PSF photometry of all objects in the fields was done for the TLS and WFI data, while differential image photometry was done for the CA data (Alard & Lupton 1998, Riffeser et al. 2001, Gössl & Riffeser 2002). In case of PSF photometry, non-variable field stars are used to correct for changing air-mass etc., and to establish a relative reference frame. Our time series analysis of this photometry then uses a Scargle periodogram (Scargle 1982) to find periodicity. The significance of this periodicity is further tested in a variety of ways that are described in Scholz & Eislöffel (2004a). Fig. 1 shows an example for a final phase-folded light curve of a brown dwarf in the epsilon Ori field.

3. ROTATION AND VARIABILITY OF VLM OBJECTS

The general interpretation for the observed periodic variability in the light curves of our VLM targets are surface features, which are asymmetrically distributed on the surface and are co-rotating with the objects. Such surface features could arise either from dust condensations in the form of “clouds”, or from magnetic activity in the form of cool “spots”. Since all our objects, because of their youth, have surface temperatures $T_{\text{eff}} > 2700$ K (Baraffe et al. 1998) corresponding to spectral types earlier than M8, and thus higher than the dust condensation limits, we are most likely observing the effects of cool, magnetically induced spots.

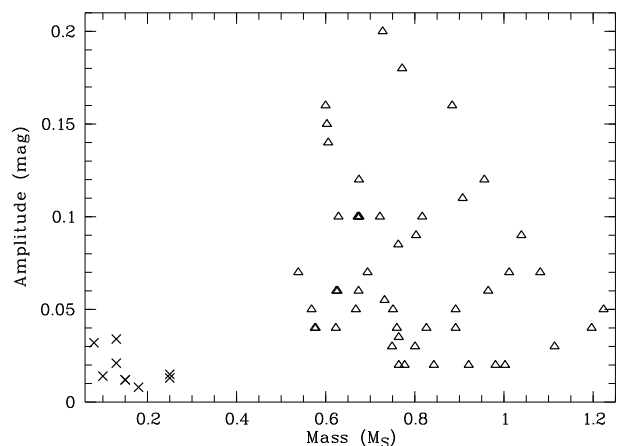


Figure 2. Photometric amplitude versus mass for Pleiades stars from the Open Cluster Database (triangles, see Sect. 3 for complete references) and our targets (crosses). The detection limit for the solar-mass stars is 0.02 mag, explaining the lack of stars with very low amplitudes in this sample.

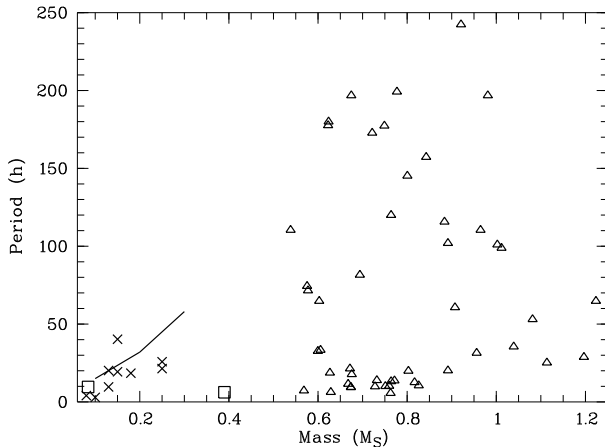


Figure 3. Rotation periods versus mass in the Pleiades. Our rotation periods for VLM objects are shown as crosses. Triangles mark the periods for solar-mass stars from the Open Cluster Database. The two squares show periods from Terndrup et al. (1999). The solid line marks the upper limit to the observed $v \sin i$ values of Terndrup et al. (2000).

It is also interesting to compare the photometric amplitudes of the periodic variations in the light curves with those of more massive cluster members. Such a comparison can be done well for the Pleiades, for which the required photometric information for solar-mass stars is available from the Open Cluster Database (as provided by C.F. Prosser (deceased) and J.R. Stauffer). Fig. 2 shows that larger amplitude variations are only observed in the higher mass objects. It is statistically significant that the amplitude distributions for higher and lower mass objects are different. That only amplitudes smaller than 0.04 mag are observed in the VLM objects may be attributed to the fact that a) the relative spot covered areas of their surfaces are smaller, b) their spot distributions are more symmetric or c) the spots have a lower relative temperature contrast with the average photosphere.

We note that a few of the VLM objects in the two Orion regions also show large amplitudes of up to 0.6 mag. These variations are, however, of a more irregular character and most likely result from hot spots originating from accretion of circumstellar disk matter onto the object surface (see also Fernández & Eiroa 1996).

Investigating the mass dependence of the rotation periods for the VLM and solar-mass objects in the Pleiades, we find that their period distributions are also different. Fig. 3 shows that among the VLM objects we are lacking members with rotation periods of more than about two days, while the solar-mass objects show periods of up to ten days. Although our photometric monitoring covered a time span of 18 days, we might have missed slow rotators among the VLM objects, if their spot patterns evolved on

a much shorter time scale, or if they did not show any significant spots. In order to investigate these possibilities, we converted the spectroscopically derived lower limits for rotational velocities from Terndrup et al. (1999) and references therein into upper limits for the rotation periods of the VLM objects using the radii from the models by Chabrier & Baraffe (1997). These rotational velocities should not be affected by the evolution of spot patterns on the objects. The derived upper period limits are shown in Fig. 3 as a solid line. With a single exception, all our data points fall below this line, and are thus in good agreement with the spectroscopic rotation velocities. Both complementary data sets indicate the absence of slow rotators among the VLM objects. In fact, our data show a trend towards faster rotation even in the VLM regime going to lower masses. A similar trend is also seen in our epsilon Ori sample, as well as in the Orion Nebula Cluster data by Herbst et al. (2001).

4. ROTATIONAL EVOLUTION OF VLM OBJECTS

We can now combine the periods for all three clusters, sigma Ori (Scholz & Eislöffel 2004a), epsilon Ori (Scholz & Eislöffel 2004b) and the Pleiades (Scholz & Eislöffel 2004b) to try to reproduce their period distributions with simple models. These models should include essential physics of star formation and evolution as described in Sect. 1. Given the currently available amount of information, we project the period distribution for sigma Ori forward in time and compare consistency of the model predictions with our observations for epsilon Ori and the Pleiades.

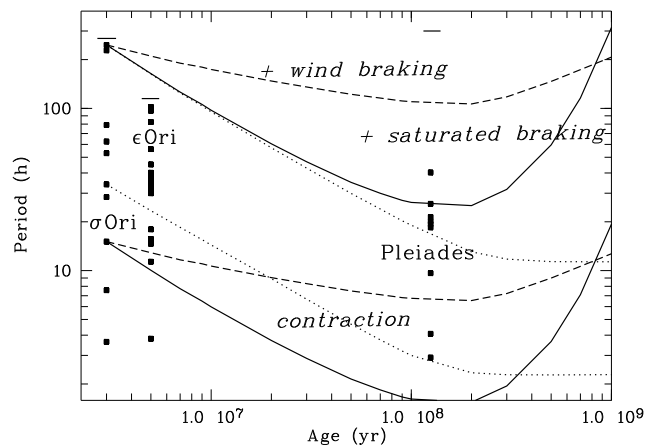


Figure 4. Rotational evolution of VLM objects. The evolution of the rotation periods for a couple of objects for a model with hydrostatic contraction only is shown as dotted lines. The model with additional Skumanich type wind braking is shown as dashed lines, while saturated wind braking models are shown as solid lines.

As a first step, we take into account only the hydrostatic contraction of the newly formed VLM objects. Changes in their internal structure may be negligible for these fully convective objects (Sills et al. 2000). In this case the rotation periods evolve from the initial rotation period at the age of sigma Ori strictly following the evolution of the radii. These radii were taken from the models by Chabrier & Baraffe (1997). The dotted lines in Fig. 4 show the acceleration of the rotation which is coming to a halt only for ages older than the Pleiades, when the objects have settled. It is evident that this model is in conflict with the observed Pleiades rotation periods. Half of the sigma Ori objects would get accelerated to rotation periods below the fastest ones found in the Pleiades of about 3 h. At the same time, even the slowest rotators in sigma Ori would get spun up to velocities much faster than the slower rotators in the Pleiades. Since the sigma Ori VLM objects surely will undergo a significant contraction process, it is evident that significant rotational braking must be at work until they reach the age of the Pleiades.

Therefore, in a second model we add a Skumanich type braking through stellar winds (Skumanich 1972). This wind braking acts to increase the rotation periods $\sim t^{1/2}$, see the dashed lines in Fig. 4. According to this model, some of the sigma Ori slow rotators now get braked so strongly that they would become clearly slower rotators than are observed in the Pleiades (see also Sect. 3). This indicates that even the slowest sigma Ori rotators seem to rotate so fast, that they are beyond the saturation limit of stellar winds (Chaboyer et al. 1995, Terndrup et al. 2000, Barnes 2003). In this saturated regime, angular momentum loss is assumed to depend only linearly on angular rotational velocity, thus rotation periods increase exponentially with time. The solid lines in Fig. 4 follow our model which includes contraction and saturated wind braking. The period evolution of this model clearly is the most consistent with our data.

For a few of our objects in sigma Ori we found evidence that they may possess an accretion disk. Therefore, it is interesting to explore, if disk-locking at young age may play a role for the evolution of rotation periods. Assuming disk-locking for an age up to 5 Myr, typical for the occurrence of accretion disks in solar-mass stars, rotation periods would remain constant from the age of sigma Ori (3 Myr) to the age of 5 Myr. This disk-locking scenario was combined with the saturated wind braking, with an adapted spin-down time scale. It is shown in Fig. 5 as dashed lines for two objects, together with the pure saturated wind braking model discussed above (solid lines, as in Fig. 4). The period evolution for both models is nearly indistinguishable. Thus from our currently available rotation periods for these three clusters alone, there is no strong evidence for disk-locking on VLM objects.

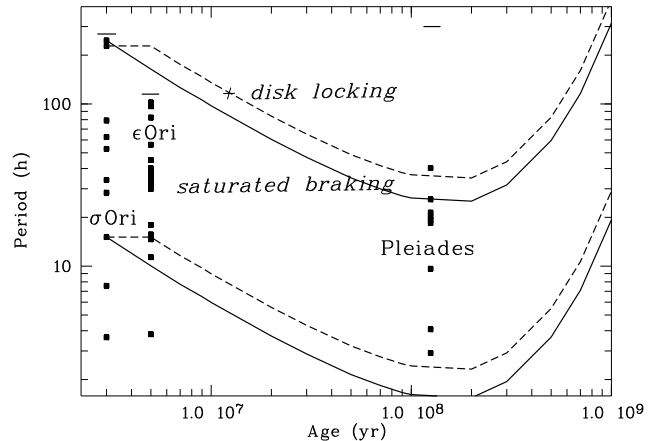


Figure 5. Rotational evolution of VLM objects. The evolution of the rotation periods for a couple of objects for a model with hydrostatic contraction and saturated wind braking are shown as solid lines, as in Fig. 4, while a model with added disk-locking up to an age of 5 Myr is shown as dashed lines.

5. CONCLUSIONS

We report results from our ongoing photometric monitoring of VLM objects – so far in the clusters around sigma Ori, epsilon Ori, and the Pleiades, and first attempts to model their rotational evolution.

The observed periodic variability of many VLM objects is likely caused by magnetically induced cool spots on the surfaces of the objects. In particular in the Pleiades, we show that variation amplitudes are lower in VLM objects than in solar-mass stars, indicating either less asymmetric spot distribution, smaller relative spotted area, or lower contrast between spots and average photosphere. VLM objects show shorter rotation periods with decreasing mass, which is observed already at the youngest ages, and hence must have its origin in the earliest phases of their evolution.

Combining the rotation periods for all our objects, we find that their evolution does not follow hydrostatic contraction alone, but some kind of braking mechanism, e.g. wind braking similar to the one observed in solar-mass stars, is required as well. Such a wind braking is intimately connected to stellar activity and magnetic dynamo action (Schatzman 1962). On the other hand, all the investigated VLM objects are thought to be fully convective, and therefore may not be able to sustain a solar-type large-scale dynamo, which is at the heart of the Skumanich type angular momentum loss of solar-mass stars. In fact, our modeling shows that such a Skumanich type wind braking cannot explain our data, while saturated angular momentum loss following an exponential braking law can. This, and the observed small photometric amplitudes

may advocate a small-scale magnetic field configuration, and may support turbulent dynamo scenarios. Consistent theoretical models of such dynamos that would permit rigorous testing against the observations are, however, not yet available.

ACKNOWLEDGEMENTS

This work was partially funded by *Deutsche Forschungsgemeinschaft (DFG)*, grants *Ei 409/11-1* and *Ei 409/ 11-2*.

REFERENCES

- Alard, C., Lupton, R. H., 1998, *ApJ*, 503, 325
 Baraffe, I., Chabrier, G., Allard, F., Hauschildt, P. H., 1998, *A&A*, 337, 403
 Barnes, S. A., 2003, *ApJ*, 586, 464
 Bodenheimer, P., 1995, *ARA&A*, 33, 199
 Bouvier, J., Forestini, M., Allain, S., 1997, *A&A*, 326, 1023
 Camenzind, M., 1990, *RvMA*, 3, 234
 Chaboyer, B., Demarque, P., Pinsonneault, M. H., 1995, *ApJ*, 441, 876
 Chabrier, G., Baraffe, I., 1997, *A&A*, 327, 1039
 Clarke, F. J., Tinney, C. G., Covey, K. R., 2002, *MNRAS*, 332, 361
 Fernández, M., Eiroa, C., *A&A*, 310, 143
 Gössl, C. A., Riffeser, A., 2002, *A&A*, 381, 1095
 Herbst, W., Bailer-Jones, C. A. L., Mundt, R., 2001, *ApJ*, 554, 197
 Herbst, W., Bailer-Jones, C. A. L., Mundt, R., Meisenheimer, K., Wackermann, R., 2002, *A&A*, 396, 513
 Königl, A., 1991, *ApJ*, 370, 39
 Lamm, M. H., 2003, Ph.D. thesis, University of Heidelberg
 Lamm, M. H., Bailer-Jones, C. A. L., Mundt, R., Herbst, W., Scholz, A., 2004, *A&A*, 417, 557
 Pinfield, D. J., Hodgkin, S. T., Jameson, R. F., Cossburn, M. R., Hambly, N. C., Devereux, N., 2000, *MNRAS*, 313, 347
 Riffeser, A., Fliri, J., Gössl, C. A., Bender, R., Hopp, U., Bärnbantner, O., Ries, C., Barwig, H., Seitz, S., Mitsch, W., 2001, *A&A*, 379, 362
 Scargle, J. D., 1982, *ApJ*, 263, 835
 Schatzman, E., 1962, *Ann. d’Astrophys.*, 25, 18
 Scholz, A., Eislöffel, J., 2004, *A&A*, 419, 249
 Scholz, A., Eislöffel, J., 2004, *A&A*, 421, 259
 Scholz, A., Eislöffel, J., 2004, *A&A*, submitted
 Shu, F., Najita, J., Ostriker, E., Wilkin, F., Ruden, S., Lizano, S., 1994, *ApJ*, 429, 781
 Sills, A., Pinsonneault, M. H., Terndrup, D. M., 2000, *ApJ*, 534, 335
 Skumanich, A., 1972, *ApJ*, 171, 565
 Stassun, K. G., Terndrup, D., 2003, *PASP*, 115, 505
 Terndrup D. M., Krishnamurthi A., Pinsonneault M. H., Stauffer J. R., 1999, *AJ*, 118, 1814
 Terndrup, D. M., Stauffer, J. R., Pinsonneault, M. H., Sills, A., Yuan, Y., Jones, B. F.; Fischer, D., Krishnamurthi, A., 2000, *AJ*, 119, 1303