

The pre-main sequence spectroscopic binary UZ Tau East: improved orbital parameters and accretion phase dependence [★]

Eduardo L. Martín^{1,2}, Antonio Magazzù^{3**}, Xavier Delfosse⁴, Robert D. Mathieu⁵

¹ Instituto de Astrofísica de Canarias, 38200 La Laguna, Tenerife, Spain
e-mail: ege@iac.es

² University of Central Florida, Department of Physics, PO Box 162385, Orlando, FL 32816-2385, USA
e-mail: ege@physics.ucf.edu

³ INAF-Telescopio Nazionale Galileo, Apartado 565, E-38700, Santa Cruz de La Palma, Spain
e-mail: magazzu@tng.iac.es

⁴ Laboratoire d'Astrophysique Observatoire de Grenoble, B.P. 53, 414 rue de la Piscine, F-38041, Grenoble Cedex 9, France
e-mail: delfosse@obs.ujf-grenoble.fr

⁵ Department of Astronomy, University of Wisconsin-Madison, 475 North Charter Street, Madison, WI 53706, USA
e-mail: mathieu@astro.wisc.edu

Received /Accepted

Abstract. We present radial-velocity measurements obtained using high- and intermediate-resolution spectroscopic observations of the classical T Tauri star UZ Tau East obtained from 1994 to 1996. We also provide measurements of H α equivalent widths and optical veiling. Combining our radial-velocity data with those recently reported by Prato et al. (2002), we improve the orbital elements for this spectroscopic binary. The orbital period is 18.979 ± 0.007 days and the eccentricity is $e=0.14$. We find variability in the H α emission and veiling, signposts of accretion, but at periastron passage the accretion is not as clearly enhanced as in the case of the binary DQ Tau. The difference in the behaviour of these two binaries is consistent with the hydrodynamical models of accretion from circumbinary disks because UZ Tau East has lower eccentricity than DQ Tau. It seems that enhanced periastron accretion may occur only in systems with very high eccentricity ($e>0.5$).

Key words. (stars:)binaries:spectroscopic, stars:formation, stars:late-type, open clusters and associations: individual: UZ Tau East – stars: pre-main sequence, accretion

1. Introduction

UZ Tau was one of the first 11 stars originally identified as members of the class of T Tauri variable stars, and it was also noticed to be a wide pair with angular separation $3''.6$ (Joy & van Biesbroek 1944). UZ Tau East and West are a pair of classical T Tauri stars (CTTSs), i.e. very young stars with an emission line spectrum that indicates active mass accretion from a circumstellar disk (Appenzeller & Mundt 1989; Bertout 1989).

UZ Tau E is a CTTS with spectral type M1, strong H α emission, strong excess continuum emission at infrared and submillimeter wavelengths (Jensen, Mathieu & Fuller 1996) and a Keplerian disk (Simon et al. 2000). UZ Tau W is itself a pair

with an angular separation of $0''.34$ (47.6 AU at 140 pc; Simon et al. 1995). UZ Tau W does not have as strong an infrared excess as E, and it also has much less submillimeter emission (Jensen et al. 1996).

Prior to our observations, UZ Tau E was thought to be a single star. In 1994 we started high-resolution spectroscopic observations of this star and we noticed the radial-velocity variability. Follow-up observations were obtained in several runs. An early report of the orbital parameters of UZ Tau E was given by Mathieu, Martín & Magazzù (1996). Prato et al. (2002) obtained radial-velocity measurements of both components of UZ Tau E using near-infrared spectra, and estimated the mass ratio of the system.

After AK Sco (Andersen et al. 1989), GW Ori (Mathieu et al. 1991), DQ Tau (Mathieu et al. 1997), V4046 Sgr (Quast et al. 2000), and RX J0530.7-0434 (Covino et al. 2001), UZ Tau E is only the fifth CTTS known to be a spectroscopic binary. Another CTTS spectroscopic binary, namely KH 15D, has recently been reported by Johnson et al. (2004).

In this paper we present our spectroscopic observations of UZ Tau E obtained from 1994 to 1996. In Sect. 2 we describe

Send offprint requests to: Eduardo L. Martín

* Based on observations made with the Isaac Newton Telescope, operated on the island of La Palma by the Isaac Newton Group in the Spanish Observatorio del Roque de los Muchachos of the Instituto de Astrofísica de Canarias, the ESO 3.6-meter telescope at La Silla Observatory in Chile, and the Shane 3-meter telescope at Lick observatory in California.

** On leave from INAF-Osservatorio Astrofisico di Catania

the observations. Section 3 contains the main results, including the orbital solution found using our data and those in the literature. Section 4 provides a discussion of the properties of this spectroscopic binary.

2. Observations and Data Reduction.

Most of the spectroscopic observations presented in this paper were carried out with the 2.5-meter Isaac Newton Telescope (INT) equipped with the Intermediate Dispersion Spectrograph (IDS). We used the cameras and gratings listed in Table 1 which provided the full width half maximum (FWHM) spectral resolutions given in the same table. We placed both UZ Tau E and W along the same IDS long slit.

The initial identification of radial-velocity variations was made in the analysis of the IDS spectra. In order to confirm the results and to improve the orbital parameters, we supplemented the INT data with observations obtained with the Hamilton echelle at the Shane 3-meter telescope at Lick Observatory. We measured the radial velocity of UZ Tau E in a spectrum obtained in 1988, which has been used to derive veiling by Basri & Batalha (1990) and to measure the strength of the lithium resonance line by Basri, Martín & Bertout (1991). Additional observations were obtained at the ESO 3.6-meter telescope in January 1996, using the CASPEC echelle spectrograph, and again at Lick with the Hamilton spectrograph in March 1996. Table 1 gives the log of the spectroscopic observations.

IDS data reduction was done with IRAF¹ routines in the same manner as described in Martín et al. (1992). Hamilton data reduction was made with IDL routines as explained in Basri & Batalha (1990). CASPEC data reduction was carried out with the echelle package in IRAF. The data were unbiased and flatfielded before extracting the spectrum. Wavelength calibration was performed using a ThAr lamp spectrum obtained the same night.

3. Results.

Using the IDS spectra we measured radial velocities for UZ Tau E by cross-correlation with the spectra of UZ Tau W observed simultaneously (the slit was aligned with the visual binary axis). After several tests, we found that the spectral region between 640 nm and 650 nm gave the most precise radial velocities. Figure 1 displays one example of the spectral region that we used for cross-correlating the spectra of UZ Tau E and W. Table 2 lists the radial velocities measured in our spectra. These velocities are heliocentric, and relative to an assumed heliocentric radial velocity for UZ Tau W of 19.3 km s⁻¹. The radial-velocity error bars were obtained from the cross-correlation fit given by the IRAF task `fxcor`.

We also measured H α equivalent widths and optical veiling in the IDS spectra, and we provide the values in Table 2. We did not measure these quantities in the echelle spectra (from CASPEC and Hamilton) because their resolution is

much higher than that of IDS. It is well known that equivalent width measurements are affected by the spectral resolution. Moreover, we only have a few echelle spectra, and hence they do not contribute significantly to the study of the variability of H α emission and veiling as a function of orbital phase. Nevertheless, in Table 2 we do quote the veiling measured by Basri & Batalha (1989). Our H α equivalent widths are estimated to be accurate within 10% at a 3 σ confidence level.

The veiling at a given wavelength (denoted as v_λ) is defined as the ratio of the excess flux to the photospheric flux. As a consequence, we have measured veiling as the ratio of two equivalent widths, i.e. $v_\lambda = EW(\text{Li})_{\text{phot}}/EW(\text{Li})_{\text{obs}} - 1$, where $EW(\text{Li})_{\text{obs}}$ is the observed equivalent width of the lithium doublet at 6708 Å. We could not obtain a value of veiling for the spectrum at JD=49972.730 using this method, because the spectral range of it did not include the lithium feature. Thus, the value given in Table 2 was obtained from the same spectral region as was used for the radial velocity measurements. We artificially veiled the spectrum of UZ Tau E obtained at JD=50040.528 by a small amount until we found a good match. We used $EW(\text{Li})_{\text{phot}}=720$ mÅ, obtained by Basri et al. (1991). This value is close to the photospheric lithium equivalent width typical of early M-type T Tauri stars (Martín 1997). While the absolute veiling depends on this assumption, we note that our main interest is to measure the variability of the relative veiling as a function of orbital phase. The error bars in the veiling values were obtained in the same manner as explained in Basri et al. (1991).

We combined our radial-velocity data with those of Prato et al. (2002) to improve the orbital parameters of the binary system. We used the ORBIT program (Forveille et al. 1999) to find the best orbital solution to the data, which has a chi-square value of 192. The results of the best orbital fits to the data are given in Table 3 and are shown in Fig. 2. We note that the radial velocity point of Prato et al. (2002) obtained at JD=2,452,311.2 significantly increased the error bars in the orbital elements and decreased the quality of the orbital fit. When this point was removed from the dataset, the chi-square value of the best orbital fit was 87, and the estimated masses of the components were changed significantly. In particular, the mass ratio q changed from 0.26 to 0.31. More radial velocity points for the secondary of UZ Tau E are clearly needed to improve the confidence of the mass estimates.

4. Discussion.

The emission line spectrum, optical veiling, spectral energy distribution and millimeter emission of UZ Tau E are different facets of an accretion disk. Valenti et al. (1993) derived a mass accretion rate of $3 \times 10^{-7} M_\odot \text{ yr}^{-1}$ using blue low-resolution spectroscopy. In order to maintain such an accretion rate, circumbinary material must be flowing across the binary orbit. There is no evidence in the spectral energy distribution for a gap in the accretion disk, but the gap may be masked by a small amount of inflow material (Jensen et al. 1996). These authors infer a circumbinary disk mass of $0.06 M_\odot$ from the millimeter continuum emission.

¹ The IRAF package is distributed by the National Optical Astronomical Observatories.

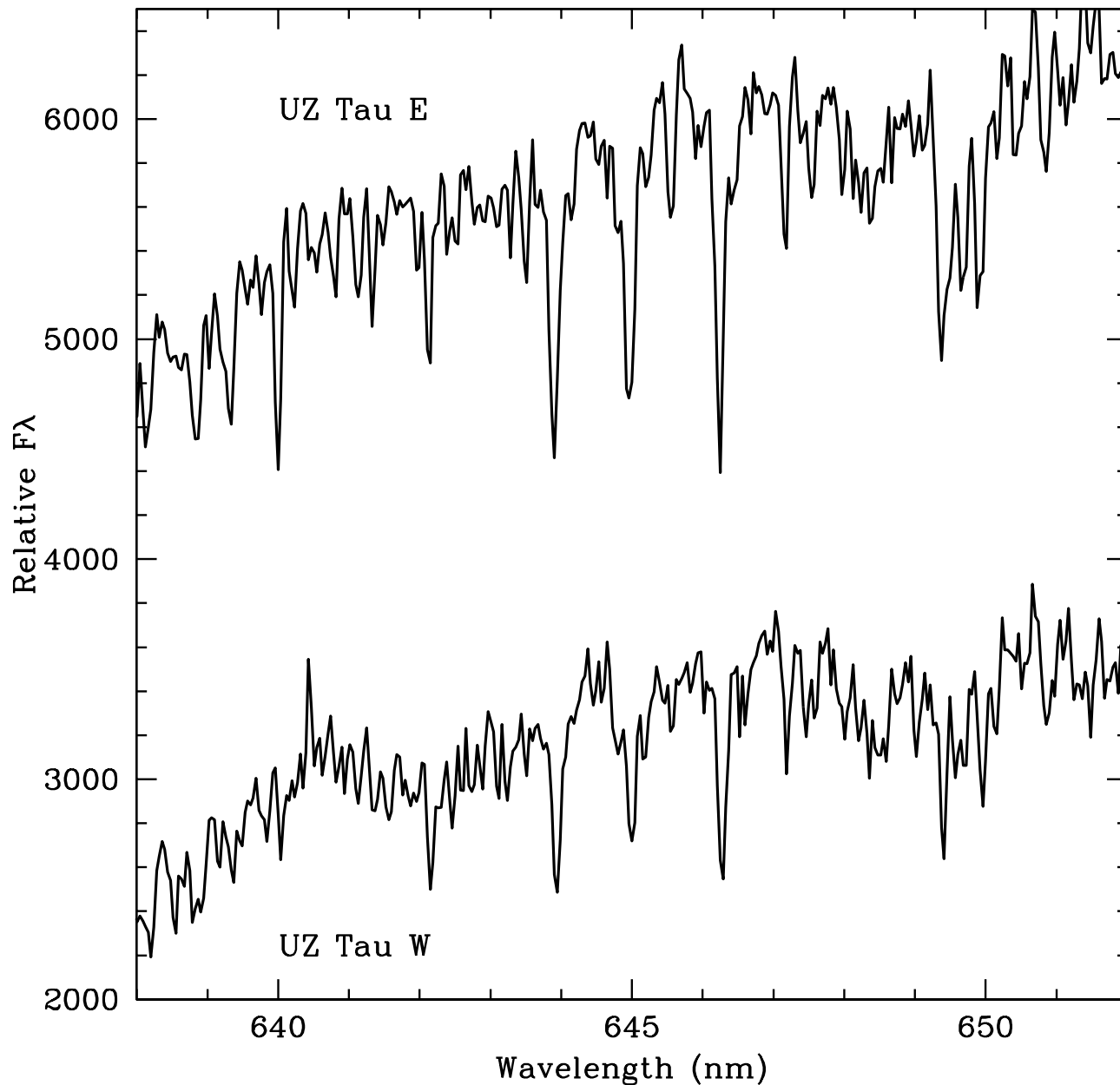


Fig. 1. Zoom on the IDS spectral region that we used for measuring radial velocities. These IDS spectra of UZ Tau E and W were obtained on 20 Nov 1995.

The CTTS properties of UZ Tau E can be explained with the model developed by Artymowicz & Lubow (1996) where accretion streams across the binary orbit allow large accretion rates and suppress orbital shrinkage by the flow of high-angular-momentum circumbinary material onto the stars. This model has also been invoked to explain the properties of the CTTS spectroscopic binary DQ Tau. A key prediction of this model is that accretion onto the stars in a binary system is modulated with the orbital phase. For high eccentricity binaries, most of the accretion takes place during periastron passage, but not for orbits with lower eccentricities. Observational support for

this prediction was found in DQ Tau, where outbursts of emission lines and veiling were seen during periastron passages, although they were not present one third of the time (Basri et al. 1997; Mathieu et al. 1997). Moreover, in DQ Tau there is a permanent level of accretion going on at all orbital phases.

It is interesting to compare UZ Tau E and DQ Tau. The orbital periods are similar (18.9 and 15.8 days, respectively), but the eccentricities (0.14 and 0.55, respectively) and mass ratios (0.26 and 0.97, respectively) are very different. A comparison between the UZ Tau E and DQ Tau phased H_{α} emission datasets (without veiling corrections) is presented in Fig.

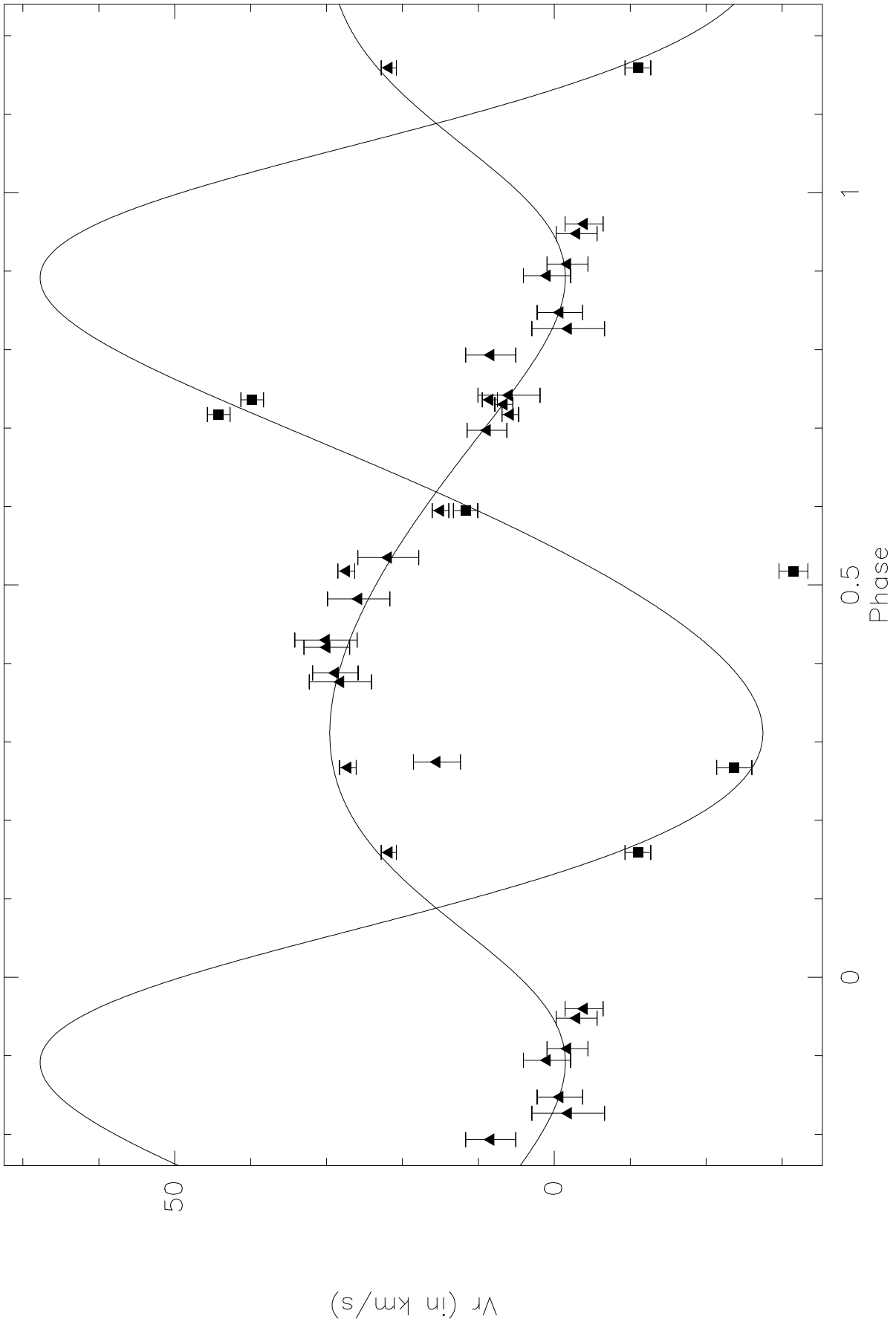


Fig. 2. Phased radial velocity data for UZ Tau E. The triangles represent the primary star and the squares represent the secondary

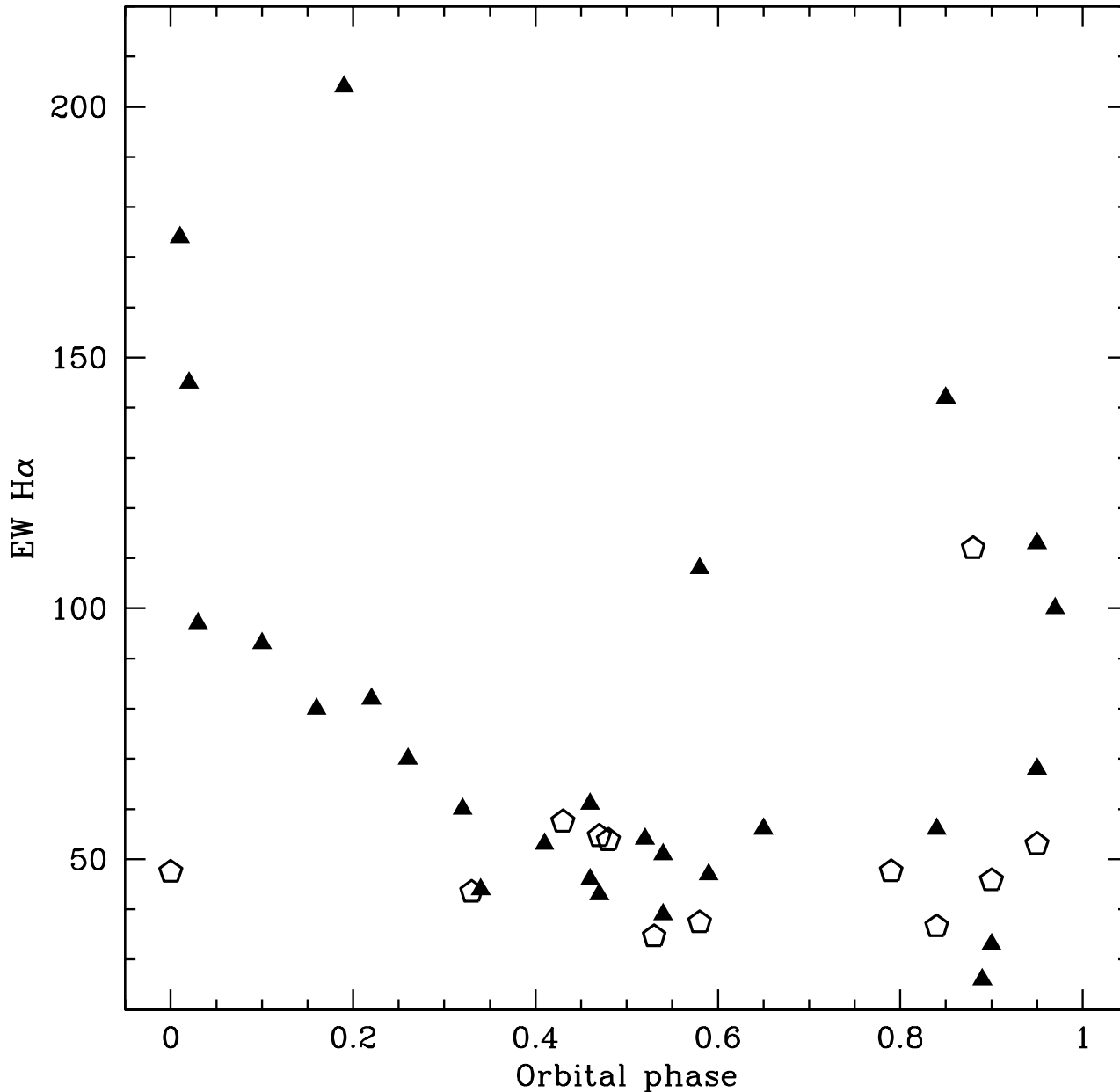


Fig. 3. Phased H_{α} emission data for UZ Tau E (open pentagons) compared with DQ Tau (filled triangles, from Basri et al. 1997).

3. UZ Tau E has a level of permanent mass accretion comparable to DQ Tau as judged from the H_{α} equivalent width, which is on average 51.7 \AA , while in DQ Tau it is 79 \AA . However, we have not observed in UZ Tau E any outburst as strong as those seen in DQ Tau. We have one observation at $\text{JD}=2,449,641.67$ close to periastron passage (phase = 0.88) where we find the strongest H_{α} emission and largest veiling in our dataset. On the other hand, we do not witness any significant emission or veiling enhancement in the periastron passage from $\text{JD}=2,450,039.49$ to $\text{JD}=2,450,042.66$.

In Fig. 4, we present a comparison of the dependence of veiling on orbital phase between UZ Tau E and DQ Tau. The

veiling values for DQ Tau have been taken from Basri et al. (1997). The enhanced accretion events sometimes seen near periastron in DQ Tau are not present in our data of UZ Tau E. We conclude that the orbital modulation of accretion in UZ Tau E, if present, is not as clear as in DQ Tau. This could be due to the lower eccentricity of UZ Tau E or to the lower mass ratio of the two components, or to a combination of both parameters. Figure 2 of Artimowicz & Lubow (1996) shows that their hydrodynamical models predict that accretion is much more enhanced at periastron passage in a binary with $e=0.5$ than in a binary with $e=0.1$. Hence, the difference in behaviour between

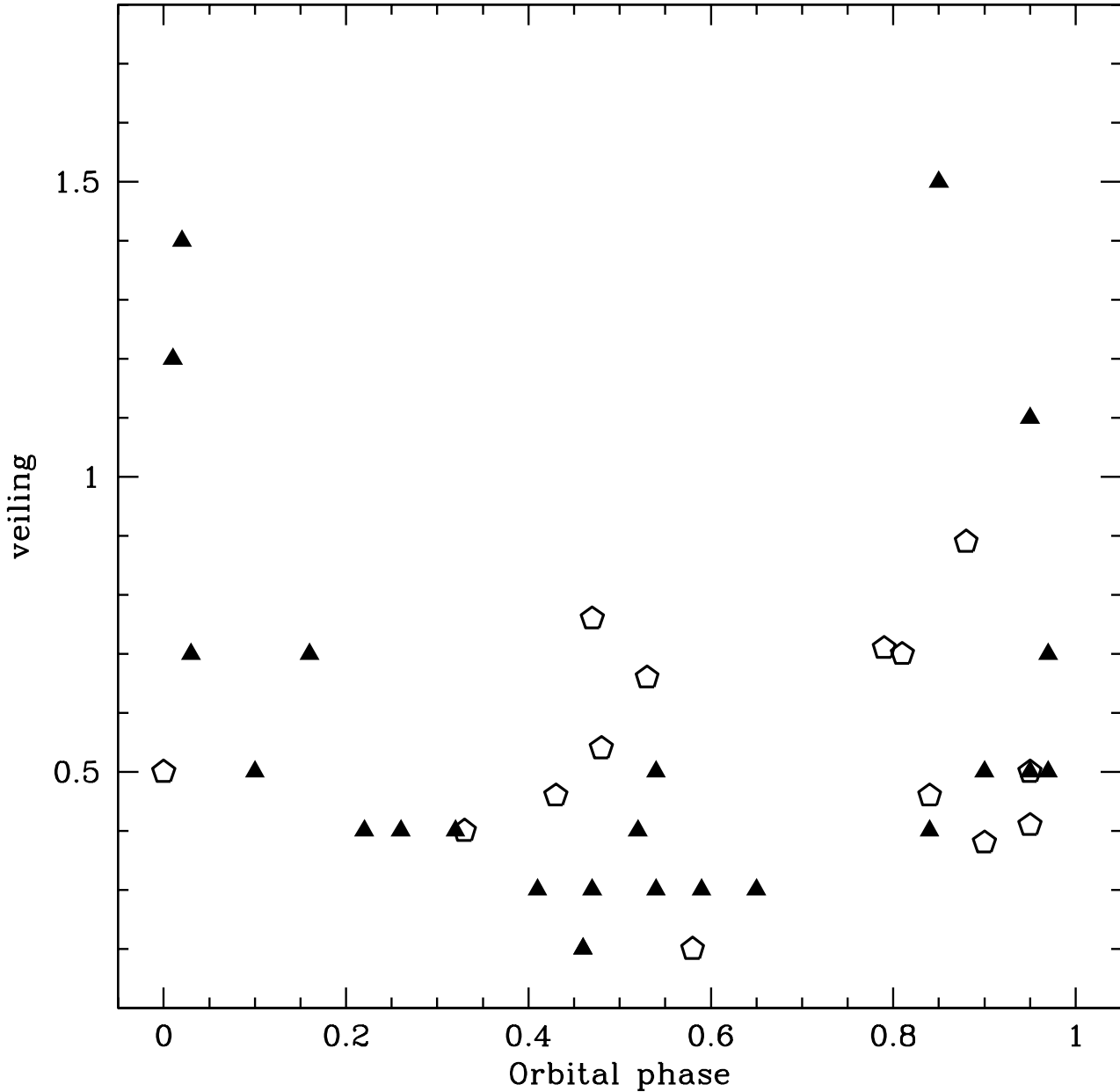


Fig. 4. Phased veiling measurements for UZ Tau E (open pentagons) compared with DQ Tau (filled triangles, data from Basri et al. 1997).

these two CTTS binaries is qualitatively consistent with the models.

Few other studies of the orbital dependence of accretion diagnostics in pre-main sequence spectroscopic binaries exist. Alencar et al. (2003) failed to find evidence for enhanced accretion near periastron in the pre-main sequence spectroscopic binary AK Sco which has an eccentricity of $e=0.47$ and an orbital period of 13.6 days. Stempels & Gahm (2004) also did not find periastron activity in V4046 Sgr, a 2.4 day binary with a circular orbit.

Future studies of UZ Tau E are needed to improve the phase coverage of the accretion diagnostics, and to check the repeatability in its behaviour. More CTTS spectroscopic binaries must be studied to determine observationally the role of the binary parameters on the time dependence of the accretion from the circumbinary disk. Enhanced periastron activity has clearly been seen in DQ Tau only, amongst the 4 pre-main sequence spectroscopic binaries observed so far. DQ Tau has the highest eccentricity among them, and hence it seems that enhanced accretion at periastron may occur only for extremely high eccentricities ($e>0.5$).

Acknowledgements. We thank Juan Manuel Alcalá for observing UZ Tau E with CASPEC and Gibor Basri for observing it at Lick and sharing the radial velocity measurements with us. We thank the observatory staff at La Palma observatory for assistance during the observations.

References

- Alencar, S.H.P., Melo, C.H.F., Dullemond, C.P. et al. 2003, *A&A*, 409, 1037
- Andersen, J., Lindgren, H., Hazen, M.L., & Mayor, M. 1989, *A&A*, 219, 142
- Appenzeller I., & Mundt R., 1989, *A&A Rev.* 1, 291
- Artymowicz, P. & Lubow, S.H. 1996, *ApJ*, 467, L77
- Basri, G. & Batalha, C. 1990, *ApJ*, 363, 654
- Basri, G., Martín E.L. & Bertout, C. 1991, *A&A*, 252, 625
- Basri, G., Johns-Krull, C.M.J. & Mathieu, R.D. 1997, *AJ*, 114, 781
- Bertout, C. 1989, *ARA&A*, 27, 351
- Covino, E., Melo, C., Alcalá, J.F. et al. 2001, *A&A*, 375, 130
- Forveille, T., Beuzit, J.-L., Delfosse, X. et al. 1999, *A&A*, 351, 619
- Jensen, E.L.N., Mathieu, R.D., & Fuller, G. A. 1996, *AJ*, 458, 312
- Johnson, J.A., Marcy, G.W., Hamilton, C.M., Herbst, W., Johns-Krull, C.M. 2004, *AJ*, 128, 1265
- Joy, A. H., van Biesbroeck, G. 1944, *PASP*, 56, 123
- Martín E. L., Magazzù, A., & Rebolo, R. 1992, *A&A*, 257, 186
- Martín E. L. 1997, *A&A*, 321, 492
- Mathieu, R.D., Adams, F.C., & Latham, D.W. 1991, *AJ*, 101, 2184
- Mathieu, R.D., Martín E. L., & Magazzù, A. 1996, *BAAS*, 188, 6005
- Prato, L., Simon, M., Mazeh, T., Zucker, S., & McLean, I.S. 2002, *ApJ*, 579, L99
- Quast, G.R., Torres, C.A.O., de La Reza, R., da Silva, L. 2000, in *IAU Symp. 200 Poster Proceedings, Birth and Evolution of Binary Stars*, ed. B. Reipurth & H. Zinnecker (Postdam: Astrophys. Inst.), 28
- Simon, M., Dutrey, A., & Guilloteau, S. 2000, *ApJ*, 545, 1034
- Simon, M., Ghez, A.M., Leinert, Ch. et al. 1995, *ApJ*, 443, 625
- Stempels, H.C., & Gahm, C. 2004, *A&A*, 421, 1159
- Valenti, J.A., Basri, G., & Johns, C.M. 1993, *AJ*, 106, 2024

Table 1. Observing log

UT date	JD (+2,400,000)	Instrument	Exp. (s)	Wav. range (nm)	FWHM (Å)
30 Nov 1988	47495.735	Hamilton echelle	2000	510-870	0.2
16 Oct 1994	49641.672	IDS/500mm/R600	420	593-674	2.4
6 Aug 1995	49936.723	IDS/235mm/R1200	1200	653-673	1.6
7 Aug 1995	49937.730	IDS/235mm/R1200	1200	653-673	1.6
8 Aug 1995	49938.727	IDS/235mm/R1200	1200	653-673	1.6
9 Aug 1995	49939.730	IDS/235mm/R1200	1200	653-673	1.6
12 Sep 1995	49972.730	IDS/500mm/R1200	600	625-665	0.8
19 Nov 1995	50039.495	IDS/500mm/R1200	1000	635-674	0.8
20 Nov 1995	50040.528	IDS/500mm/R1200	900	635-674	0.8
21 Nov 1995	50041.415	IDS/500mm/R1200	900	635-674	0.8
21 Nov 1995	50041.696	IDS/500mm/R1200	900	635-674	0.8
22 Nov 1995	50042.433	IDS/500mm/R1200	900	635-674	0.8
22 Nov 1995	50042.665	IDS/500mm/R1200	900	635-674	0.8
30 Nov 1995	50051.401	IDS/500mm/R1200	1200	635-674	0.8
12 Jan 1996	50095.449	IDS/235mm/H1800	1250	624-677	1.1
31 Jan 1996	50113.572	CASPEC	1800	553-773	0.2
3 March 1996	50145.653	Hamilton echelle	2000	510-870	0.2

Table 2. Spectroscopic data for UZ Tau E

JD(+2,400,000)	RV (km s ⁻¹)	EW(H _α) (Å)	v _r	Phase
47495.735	7.3±1.2		0.70±0.25 ¹	0.81
49641.672	4.9±4.8	112.1	0.89±0.20	0.88
49936.723	34.9±4.1	57.5	0.46±0.20	0.43
49937.730	36.8±4.1	53.8	0.54±0.20	0.48
49938.727	32.5±4.1	34.6	0.66±0.20	0.53
49939.730	28.6±4.0	37.4	0.20±0.20	0.58
49972.730	22.2±3.1	43.5	0.40±0.20	0.33
50039.495	15.1±3.3	36.6	0.46±0.15	0.84
50040.528	6.0±3.0	45.8	0.38±0.20	0.90
50041.415	7.7±3.1	53.0	0.41±0.15	0.95
50041.696	5.0±2.7	52.6	0.50±0.15	0.95
50042.433	3.8±2.7	47.9	0.50±0.20	0.00
50042.665	2.8±2.5	46.7	0.50±0.20	0.00
50051.401	36.7±3.0	54.6	0.76±0.20	0.47
50095.449	12.7±4.1	47.6	0.71±0.15	0.79
50113.572	15.6±2.6			0.74
50145.653	29.5±3.0			0.44

¹ Velving value from Basri & Batalha (1990).**Table 3.** Orbital parameters for UZ Tau E

Element	Value
Period	18.979±0.007 days
Gamma	14.9±1.2 km s ⁻¹
K1	15.5±2.0 km s ⁻¹
K2	58.2±5.7 km s ⁻¹
ecc	0.14±0.05
omega	217°.9±30.1
T _{periastron}	2,451,314.09±1.66 JD
M1 sin ³ (i)	0.60±0.16 M _⊙
M2 sin ³ (i)	0.16±0.04 M _⊙
a1 sin(i)	0.02675 AU
a2 sin(i)	0.10056 AU