

Multiple Companions to HD 154857 & HD 160691 ¹

Chris McCarthy^{2,3}, R. Paul Butler², C. G. Tinney⁴, Hugh R. A. Jones⁵, Geoffrey W. Marcy^{6,3}, Brad Carter⁷, Alan J. Penny⁸, Debra A. Fischer^{3,6}

paul@dtm.ciw.edu

ABSTRACT

Precise Doppler measurements from the AAT/UCLES spectrometer reveal two companions to both HD 154857 and HD 160691. The inner companion to HD 154857 has a period of 398 d, an eccentricity of 0.51, and a minimum mass of 1.8 M_{JUP} . An outer companion has a period much longer than 2 years and is currently detected only as a linear trend of 14 m s^{-1} per year. The inner companion to HD 160691, previously announced from AAT data, has a period of 645 d, an eccentricity of 0.20, and a minimum mass of 1.7 M_{JUP} . For the outer planet, whose orbit is less well constrained, a two Keplerian fit yields a period of 8.2 yr, an eccentricity of 0.57, and a minimum mass of 3.1 M_{JUP} . With these orbital parameters, its maximum separation from the star of 0.4 arcsec makes it a viable target for direct imaging.

Subject headings: planetary systems – stars: individual (HD 154857, HD 160691)

¹Based on observations obtained at the Anglo–Australian Telescope, Siding Spring, Australia.

²Department of Terrestrial Magnetism, Carnegie Institution of Washington, 5241 Broad Branch Road NW, Washington DC, USA 20015-1305

³Department of Physics and Astronomy, San Francisco State University, San Francisco, CA, USA 94132

⁴Anglo–Australian Observatory, P.O. Box 296, Epping, NSW 1710, Australia

⁵Astrophysics Research Institute, Liverpool John Moores University, Twelve Quays House, Egerton Wharf, Birkenhead CH41 1LD, UK

⁶Department of Astronomy, University of California, Berkeley, CA USA 94720

⁷Faculty of Sciences, University of Southern Queensland, Toowoomba, Queensland 4350, Australia

⁸Rutherford Appleton Laboratory, Chilton, Didcot, Oxon, OX11 0QX, UK

1. Introduction

All ~ 110 extrasolar planets¹ discovered within 50 parsecs have been found from precision Doppler surveys over the past decade. It is these nearest stars with planets that are of the greatest interest for immediate follow up by HST astrometry (Benedict et al. 2002) and spectroscopy (Charbonneau et al. 2002). Next generation follow up missions include precision astrometry with the Space Interferometry Mission, and direct imaging of jovian and terrestrial planets with giant ground-based telescopes such as TMT² (CELT), GSMT³, Giant Magellan⁴, and OWL⁵, and space-based telescopes such as TPF and DARWIN.

Precision Doppler surveys are most sensitive to planets orbiting sun-like stars older than 2 Gyr that have no stellar companions within 3 arc-seconds. Stars of spectral type earlier than late F rotate rapidly and have few absorption lines. Stars younger than 2 Gyr have photospheric magnetic fields and spots, which cause an intrinsic velocity “jitter” that correlates with chromospheric activity (Wright et al. 2004). Stars with close companions can not be cleanly separated on a spectrometer entrance slit. Coincidentally single stars that are older than 2 Gyr represent the ideal targets for habitable terrestrial planet searches, and by extension searches for extraterrestrial intelligence (SETI) (Turnbull & Tarter 2003). There are roughly 2,000 FGKM stars within 50 parsecs that meet these criteria.

Over the past 5 years the number of stars being monitored by our precision Doppler programs has increased from ~ 500 to nearly all 2,000 primary targets within 50 pc. We are carrying out northern hemisphere surveys with the Lick 3-m telescope (Fischer et al. 2003) and Keck 10-m telescope (Vogt et al. 2002), and southern surveys with the AAT 3.9-m (Tinney et al. 2003) and the Magellan 6.5-m telescopes. These programs have yielded 75 of the 110 published extrasolar planets (Butler et al. 2002).

In 2002 the guaranteed allocation to our AAT planet search program was increased from 20 to 32 nights per year. In response two changes were made. Sixty new stars were added, and observations with $S/N > 200$ were demanded for all stars. In this paper we report two new planets from this survey, a planet around HD 154857 including evidence of a second more distant companion, and a second planet around HD 160691.

¹Count based on list maintained at www.exoplanets.org as of 10 June 2004

²<http://tmt.ucolick.org>

³<http://klwww.aura-nio.noao.edu/science>

⁴<http://www.helios.lsa.astro.umich.edu/magellan/sciencecase.php>

⁵<http://www-astro.physics.ox.ac.uk/imh/ELT>

2. Doppler Velocities and Keplerian Fits

High resolution spectra, $R \sim 50000$, are taken with the UCLES echelle spectrometer (Diego et al. 1990) on the 3.9-m Anglo–Australian Telescope. These spectra span the wavelength range from 4820–8550 Å. An iodine absorption cell (Marcy & Butler 1992) provides wavelength calibration from 5000 to 6100 Å. The spectrometer PSF is derived from the detailed shapes of the embedded iodine lines (Valenti et al. 1995; Butler et al. 1996).

Figure 1 shows four stable stars from the AAT. These observations span the time interval and the spectral types of the two planet bearing stars reported in this paper. The Doppler analysis technique is outlined in Butler et al. (1996). Over the past year numerous improvements have been made to this algorithm. The long term single-shot precision of chromospherically quiet G and K stars is currently 2 m s^{-1} . Similar systems on the Lick 3-m, Keck 10-m and VLT2 8-m telescopes currently yield photon-limited precision of 3 m s^{-1} (Butler & Marcy 1997; Vogt et al. 2000; Butler et al. 2001; Butler et al. 2004, Marcy et al. 2004).

2.1. HD 154857

Houk & Cowley (1975) classify HD 154857 (HIP 84069, SAO 244491) as a G5 dwarf, consistent with its color, $B - V = 0.65$. The HIPPARCOS derived distance, 68.5 pc (ESA 1997; Perryman et al. 1996), yields an absolute V magnitude, $M_V = 3.07$, ~ 2 magnitudes above the main sequence, suggesting that the star is evolved. High metallicity alone is unlikely to produce such a large displacement from the main sequence. Like most evolved stars moving toward subgiant status, HD 154857 is chromospherically quiet with $\log R'_{HK} = -5.14$ (Henry et al. 1996), but not in a Maunder Minimum state (Wright 2004). The star is photometrically stable with a scatter of 0.008 mag, consistent with HIPPARCOS measurement error (ESA 1997).

Spectral synthesis matched to the spectrum of HD 154857 (Fischer & Valenti 2004) yields $T_{\text{eff}} = 5628 (\pm 40) \text{ K}$, $\log g = 4.06 (\pm 0.05)$, and $V \sin i = 3.31 (\pm 0.3) \text{ km s}^{-1}$, consistent with a G5 dwarf evolving toward subgiant status. The derived metallicity, $[\text{Fe}/\text{H}] = -0.23 (\pm 0.03)$, is slightly lower than for typical field stars (Reid 2001). Interpolation on the grid of stellar models of Girardi et al. (2002) yields a stellar mass of $1.17 (\pm 0.05) M_{\odot}$ and an age of 5 Gyr.

A total of 18 observations of HD 154857, taken between 2002 Apr and 2004 Feb, are shown in Figure 2 and listed in Table 1. The median value of internal measurement uncertainties is 3.39 m s^{-1} . The dashed line shows the best-fit single Keplerian model. The RMS

to this fit is 7.66 m s^{-1} , yielding $\chi_\nu = 2.21$. The poor quality of this fit motivated the addition of a linear trend to the Keplerian. The solid line shows the resulting best-fit Keplerian plus linear trend. The RMS to this fit is 3.15 m s^{-1} , yielding $\chi_\nu = 0.87$. The period of the Keplerian is 398.5 d, the semiamplitude is 52 m s^{-1} , and the eccentricity is 0.51, yielding a minimum ($M \sin i$) mass of $1.80 M_\odot$ and a semimajor axis of 1.11 AU. The linear trend of -14 m s^{-1} per year is presumably due to an additional companion with a period much longer than 2 years and a semiamplitude greater than 14 m s^{-1} . Astrometry from HIPPARCOS reveals no wobble at the level of 1 mas (ESA 1997). This places no useful constraint on the outer companion as its orbital period is longer than the HIPPARCOS mission duration of 3 years, allowing any astrometric wobble to be absorbed in the solution for proper motion.

2.2. HD 160691

The Bright Star Catalog (Hoffleit & Jaschek 1982) assigns a spectral type of G3 IV-V to HD 160691 (HR 6585, HIP 86796, GL 691, Mu Ara), in reasonable agreement with numerous other determinations (see SIMBAD) that typically yield G5 V. The HIPPARCOS distance of HD 160691 is 15.3 pc, yielding an absolute magnitude of $M_V = 4.23$. The star is photometrically stable within HIPPARCOS measurement error, exhibiting photometric scatter of 0.002 magnitudes, and is chromospherically inactive, with $\log R'(HK) = -5.02$ (Henry et al. 1996).

Spectral synthesis models fit to our high resolution spectrum of HD 160691 (Fischer & Valenti 2004) yield $T_{\text{eff}} = 5807 (\pm 30) \text{ K}$, $\log g = 4.37 (\pm 0.05)$, and $V \sin i = 4.07 (\pm 0.3) \text{ km s}^{-1}$. The derived metallicity, $[\text{Fe}/\text{H}] = +0.263 (\pm 0.03)$, is consistent with previous determinations (Favata et al. 1997; Bensby et al. 2003). Interpolation on the grid of stellar models by Girardi et al. (2002) yields a stellar mass of $1.08 (\pm 0.05) M_\odot$ and an age of 6 Gyr.

Based on 2 years of AAT data, Butler et al. (2001) reported a planet with a 2 year period orbiting HD 160691. With 4 years of data, Jones et al. (2003) confirmed this planet and found an additional linear trend. Table 2 lists the 45 observations of HD 160691 that now span 5.8 years. These measurements, shown in Figure 3, have a median internal uncertainty of 2.76 m s^{-1} . The RMS to the best-fit Keplerian model plus a linear trend (solid line) is 8.84 m s^{-1} . With $\chi_\nu = 2.60$ this model no longer adequately fits the data.

Figure 4 shows a double Keplerian fit to the data. The periods of these two Keplerian models are 1.76 and 8.17 years, with orbital eccentricities of 0.20 and 0.57, semiamplitudes of 38 and 51 m s^{-1} , minimum ($M \sin i$) masses of 1.67 and $3.10 M_{\text{JUP}}$, and semimajor

axes of 1.50 and 4.16 AU respectively. This double Keplerian model represents a significant improvement over the single Keplerian model with a linear trend, with residuals yielding $\text{RMS} = 4.66 \text{ m s}^{-1}$ and $\chi_\nu = 1.60$. Nonetheless, other fits, with somewhat different periods and eccentricities may have only slightly worse values of RMS scatter and χ_ν . Multi-Keplerian best fits can occasionally yield solutions which are not dynamically stable (Gozdziewski, Konacki & Maciejewski, 2003). Sophisticated dynamical analyses of this system, such as those which impose the assumption of orbital stability, employ Jacobi coordinates (e.g. Lee & Peale, 2003; Gozdziewski, Konacki & Maciejewski, 2003), and which use genetic algorithms to derive superior initial guesses are warranted, but beyond the scope of the present paper. Table 3 shows the orbital parameters for these two planets as well as the those of the companion to HD 154857.

Figure 5 shows each of the Keplerian orbits separately. While the period of the inner planet is tightly constrained with more than 3 full orbits observed, the outer planet is somewhat under constrained with observations spanning only 70% of the full period. HIPPARCOS astrometry reveals no wobble above standard errors of $\sim 1 \text{ mas}$. The outer companion would cause a wobble easily absorbed into the solution for proper motion.

Based on these fits, the maximum angular separation of the outer planet, HD 160691c, from the star is expected to be $\alpha = a(1 + e)/d = 0.43 \text{ arcsec}$. This planet is detectable by future imaging systems that achieve resolution ($\sim 4\lambda/d$) of less than 0.4 arcsec and that carefully suppresses the wings of the PSF due to mirror roughness, including proposed space-based programs such as ECLIPSE (Easley & Trauger 2003), and ground based efforts at VLT⁶ and Gemini⁷.

Future astrometry with precision of better than 1 mas, such as that offered by the Hubble Space Telescope and its Fine Guidance Sensor (Benedict et al. 2002) or by SIM, can also detect HD 160691c, however a duration of $\sim 8 \text{ yr}$ would be required.

3. Discussion

Multiple planet systems are revealed considerably more slowly than single-planets. For “hierarchical” systems with widely separated planets, the inner planet usually induces the largest Doppler wobble in the host star, making it typically detectable first, as occurred with 55 Cancri (Marcy et al. 2002) and ν And (Butler et al. 1999; Butler et al. 1997). For

⁶<http://www.eso.org/instruments>

⁷<http://www.gemini.edu/science>

cases where the periods of both planets are short, the most massive planet may be revealed first, as with GL 876 (Marcy et al. 2001). Detectability stems from both the amplitude of the Doppler signal and the number of cycles that have transpired during the string of observations.

Both of the systems reported in this paper are of the first type, with the inner planet detected first. For the case of HD 154857, the presumed outer companion is detected only as a linear trend at this time. Similarly, the existence of the second companions to HD 160691 and to 55 Cancri were first reported as a linear trends (e.g., Jones et al. 2002).

Based on the results of Jones et al. (2002), Bois et al. (2003) carried out a study of the dynamic stability of the HD 160691 system. They concluded that the two planets must be in a 2:1 mean motion resonance, and that the outer companion should be in a highly eccentric ($e > 0.52$) orbit. With the identical data set, Gozdziewski et al. (2003) conclude that this system cannot be in a 2:1 mean motion resonance, and that if the semimajor axis of the outer companion is smaller than 5.2 AU the system should be in a low-order mean motion resonance (“3:1, 7:2, 4:1, 5:1, or to their vicinity”), and that the eccentricity of the outer companion should be less than 0.5.

With data covering only $\sim 70\%$ of the orbit, the orbital parameters of the outer companion to HD 160691 have relatively large uncertainties. Nonetheless the lower limit of the period of HD 160691c is 8 yr, ruling out a 2:1 mean motion resonance with the inner planet ($P=1.76$ yr). Similarly, mean-motion resonances of 3:1 and 4:1 seem ruled out. A 5:1 mean motion resonance remains plausible as is one of 9:2 ratio. The orbital eccentricity of the outer planet, however, remains poorly constrained.

Both of these systems highlight the importance of long term monitoring and of Doppler measurement precision. Neither the second planet to HD 160691 nor the linear trend to HD 154857 would be detectable with measurement uncertainties greater than 7 m s^{-1} . The outer planet around HD 160691 is one of only a few known extrasolar planets that is separated from its host star at apastron by over 0.4 arcsec, making it a prime target for future efforts designed to directly image extrasolar planets.

We gratefully acknowledge the superb technical support at the Anglo–Australian Telescope which has been critical to the success of this project – in particular E. Penny, R. Paterson, D. Stafford, F. Freeman, S. Lee, J. Pogson, and G. Schaffer. We further acknowledge the UK and Australian government support of the Anglo-Australian Telescope through their PPARC and DETYA funding to HRAJ, AJP, & CGT. We received support from NSF grant AST-9988087 and travel support from the Carnegie Institution of Washington (to RPB), NASA grant NAG5-8299 and NSF grant AST95-20443 (to GWM), and from Sun Mi-

crossystems. We thank the Australian and UK Telescope assignment committees (ATAC & PATT) for allocations of telescope time. This research has made use of NASA’s Astrophysics Data System, and the SIMBAD database, operated at CDS, Strasbourg, France.

REFERENCES

- Benedict, G. F., McArthur, B. E., Forveille, T., Delfosse, X., Nelan, E., Butler, R. P., Spiesman, W., Marcy, G. W., Goldman, B., Perrier, C., Jefferys, W. H. & Mayor, M. 2002, *ApJ Letters*, , 581, L115.
- Bensby, T., Feltzing, S., & Lundstroem, I. 2003, *A&A*, , 410, 527.
- Bois, E., Kiseleva-Eggleton, L., Rambaux, N., & Pilat-Lohinger, E. 2003 *ApJ*, , 598, 1392.
- Butler, R. P., Marcy, G. W., Williams, E., McCarthy, C., Dosanjuh, P., & Vogt, S. S. 1996, *PASP*, 108, 500
- Butler, R. P. & Marcy, G. W. 1997, in “Brown Dwarfs and Extrasolar Planets”, ed. R.Rebolo, E.L.Martin, & M.R.Zapatero Osorio, ASP Conference Series 134, p. 162.
- Butler, R. P., Marcy, G. W., Williams, E., Hauser, H., & Shirts, P. 1997, *ApJ Letters*, 474, L115.
- Butler, R. P., Marcy, G. W., Fischer, D. A., Brown, T. M., Contos, A. R., Korzennik, S. G., Nisenson, P., & Noyes, R. W. 1999, *ApJ*, 526, 916.
- Butler, R. P., Tinney, C. G., Marcy, G. W., Jones, H. R. A., Penny, A. J. & Apps, K. 2001, *ApJ*, 555, 410.
- Butler, R. P., Marcy, G. W., Vogt, S. S., Tinney, C. G., Jones, H. R. A., McCarthy, C., Penny, A. J., Apps, K., & Carter, B. D. 2002, *ApJ*, 578, 565.
- Butler, R. P., Bedding, T. R., Kjeldsen, H., McCarthy, C., O’Toole, S. J., Tinney, C. G., Marcy, G. W., Wright, J. T. 2004, *ApJ Letters*, 600, L75.
- Charbonneau, D, Brown, T. M., Noyes, R. W. & Gilliland, R. L. 2002, *ApJ*, 568, 377.
- Diego, F., Charalambous, A., Fish, A. C., & Walker, D. D. 1990, *Proc. Soc. Photo-Opt. Instr. Eng.*, 1235, 562
- ESA 1997, *Vizier Online Data Catalog*, HIPPARCOS, 1239.
- Easley, M. A. & Trauger, J.T. 2004, in ”UV/Optical/IR space Telescopes: Innovative Technologies and Concepts”, ed MacEwen, H.A., in *Proceedings of the SPIE*, v.5166, p172.
- Favata, F., Micela, G., & Sciortino, S. 1997, *A&A*, 323, 809
- Fischer, D. A., Marcy, G. W., Butler, R. P., Vogt, S. S., Henry, G. W., Pourbaix, D., Walp, B., Misch, A. A. & Wright, J. T. 2003, *ApJ*, 586, 1394.

- Fischer, D. A. & Valenti, J 2004, *ApJ*, submitted.
- Girardi, L, Bertelli, G., Bressan, A., Chiosi, C., Groenewegen, M. A. T., Marigo, P., Salasnich, B. & Weiss, A. 2002, *A&A*, 391, 195.
- Gozdziewski, K., Konacki, M., & Maciejewski, A. J. 2003, *ApJ*, 594, 1019
- Henry, T. J., Soderblom, D. R., Donahue, R. A., & Baliunas, S. L. 1996, *AJ*, 111, 439
- Hoffleit, D. & Jaschek, C. 1982, *Yale Bright Star Catalogue*, 4th edition (Yale University, New Haven).
- Houk, N. & Cowley, A. P. 1975, *Michigan Catalog of Two Dimensional Spectral Types for the HD Stars*, (Ann Arbor, University of Michigan).
- Jones, H. R. A., Butler, R. P., Marcy, G. W., Tinney, C. G., Penny, A. J., McCarthy, C., & Carter, B. D. 2002, *MNRAS*, 337, 1170.
- Marcy, G. W. & Butler, R. P. 1992, *PASP*, 104, 270.
- Marcy, G. W., Butler, R. P., Fischer, D. A., Vogt, S. S., Lissauer, J. J., Rivera, E. J. 2001, *ApJ*, 556, 296.
- Marcy, G. W., Butler, R. P., Fischer, D. A., Laughlin, G., Vogt, S. S., Henry, G. W., & Pourbaix, D. 2002, *ApJ*, 581, 1375.
- Marcy, G. W., Butler, R. P., Vogt, S. S., Fischer, D. A., Henry, G. W., Laughlin, G., Wright, J. T., & Johnson, J. 2004, *ApJ*, submitted.
- Perryman, M. A. C., et al. 1997, *A&A*, 323, L49. The HIPPARCOS Catalog
- Reid, I. N. 2002, *PASP*, 114, 306.
- Tinney, C. G., Butler, R. P., Marcy, G. W., Jones, H. R. A., Penny, A. J., McCarthy, C., Carter, B. D., & Bond, J. 2003, *ApJ*, 587, 423.
- Turnbull, M. C. & Tarter, J. C. 2003, *ApJS*, 145, 181.
- Valenti, J., Butler, R. P., & Marcy, G. W. 1995, *PASP*, 107, 966
- Vogt, S. S., Marcy, G. W., Butler, R. P., & Apps, K. 2000, *ApJ*, 536, 902
- Vogt, S. S., Butler, R. P., Marcy, G. W., Fischer, D. A., Dimitri, P., Apps, K., Laughlin, G. 2002, *ApJ*, 568, 352.

Wright, J. T., Marcy, G. W., Butler, R. P. & Vogt, S. S. 2004, *ApJ Supp*, in press.

Wright, J. T. 2004, *ApJ*, in press.

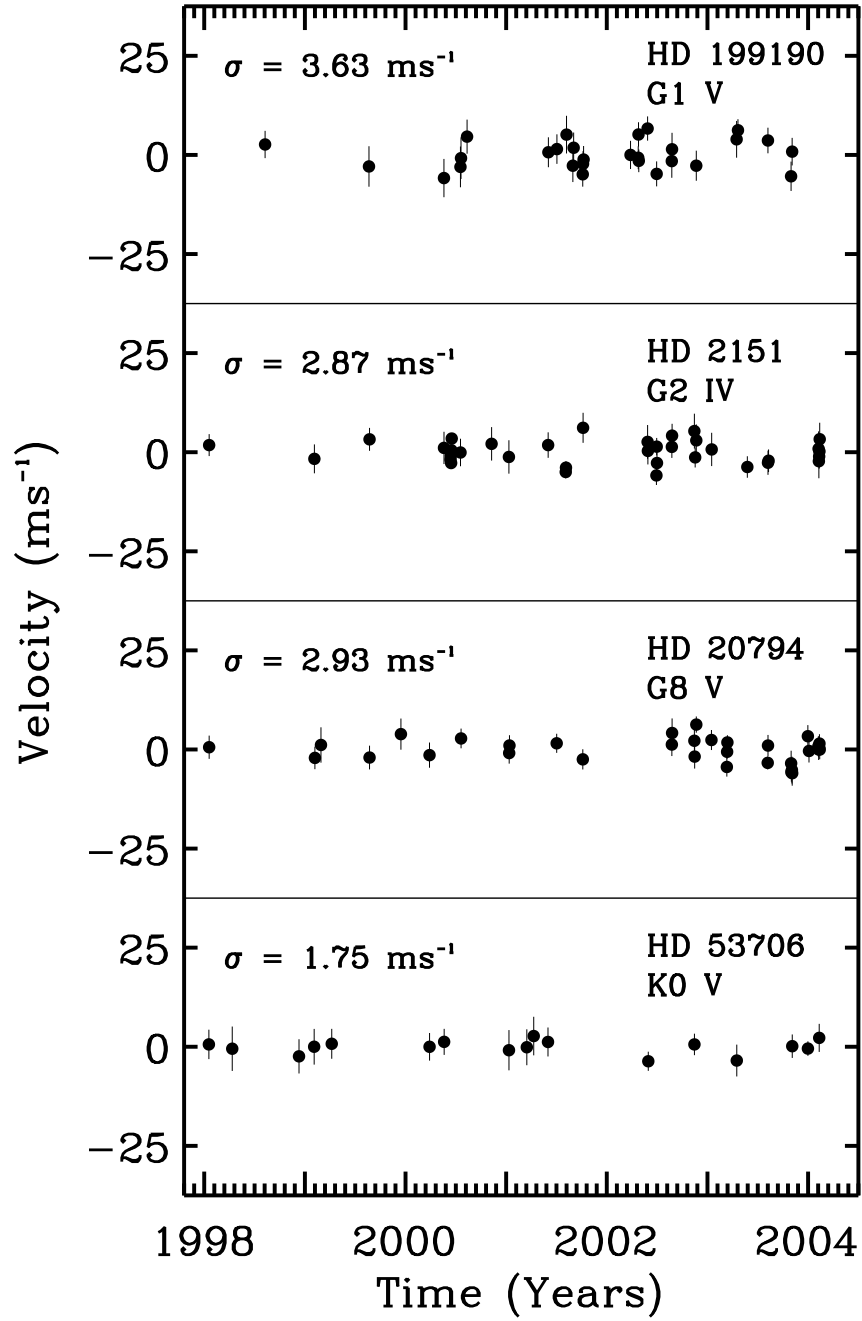


Fig. 1.— AAT Doppler velocities of chromospherically quiet G and K dwarfs and subgiants. These observations span the full 6 years of the AAT Planet Search Project.

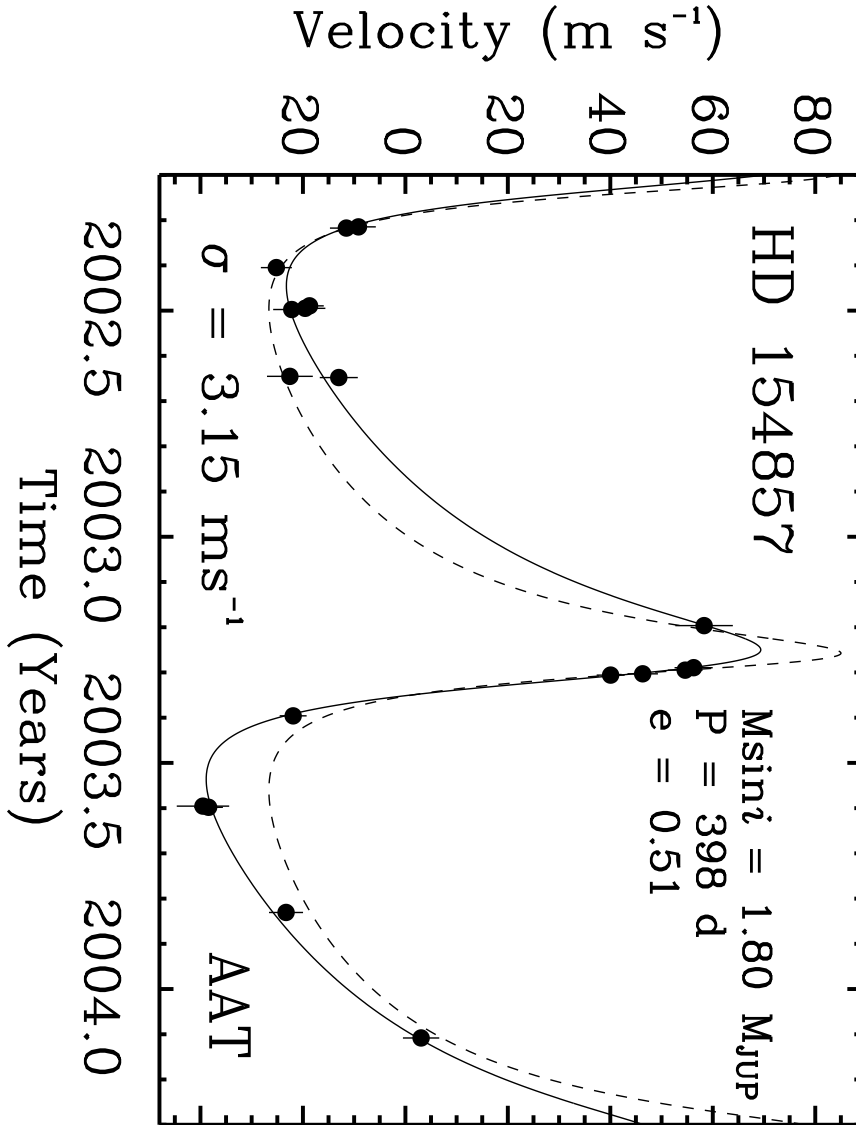


Fig. 2.— Doppler velocities for HD 154857. The dashed line is the best-fit Keplerian. The RMS of 7.66 m s^{-1} is significantly worse than the median measurement uncertainty of 3.39 m s^{-1} . The solid line shows the best-fit Keplerian model with an additional linear trend. The RMS of 3.15 m s^{-1} is consistent with measurement uncertainty. The period of this Keplerian model is 398.5 d, the semiamplitude is 52 m s^{-1} , the eccentricity is 0.51, yielding a minimum mass of $1.80 M_{\text{JUP}}$ and a semimajor axis of 1.11 AU. The linear trend is presumably due to a companion with a period much longer than 2 years and a mass significantly greater than $1 M_{\text{JUP}}$.

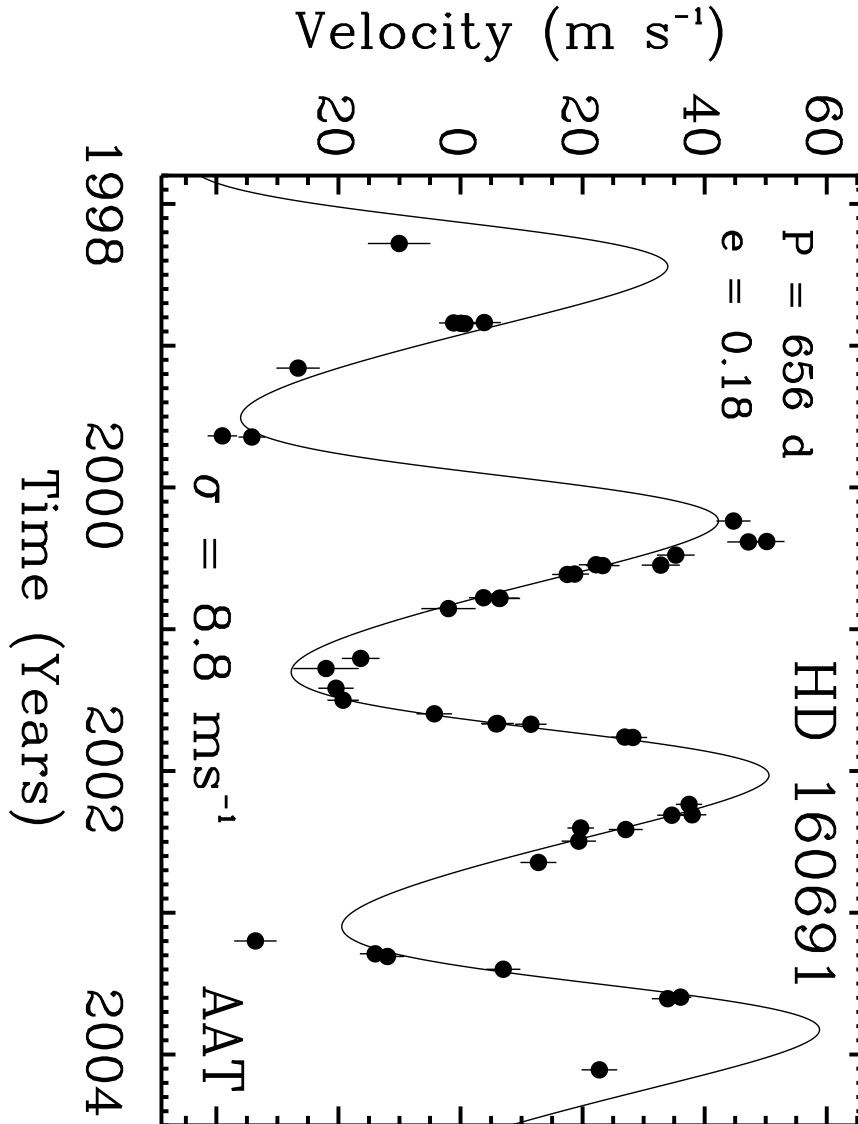


Fig. 3.— Doppler velocities for HD 160691. The solid line is the best-fit Keplerian plus linear trend. The RMS to this model is 8.84 m s^{-1} , significantly worse than the median internal measurement uncertainty of 2.76 m s^{-1} .

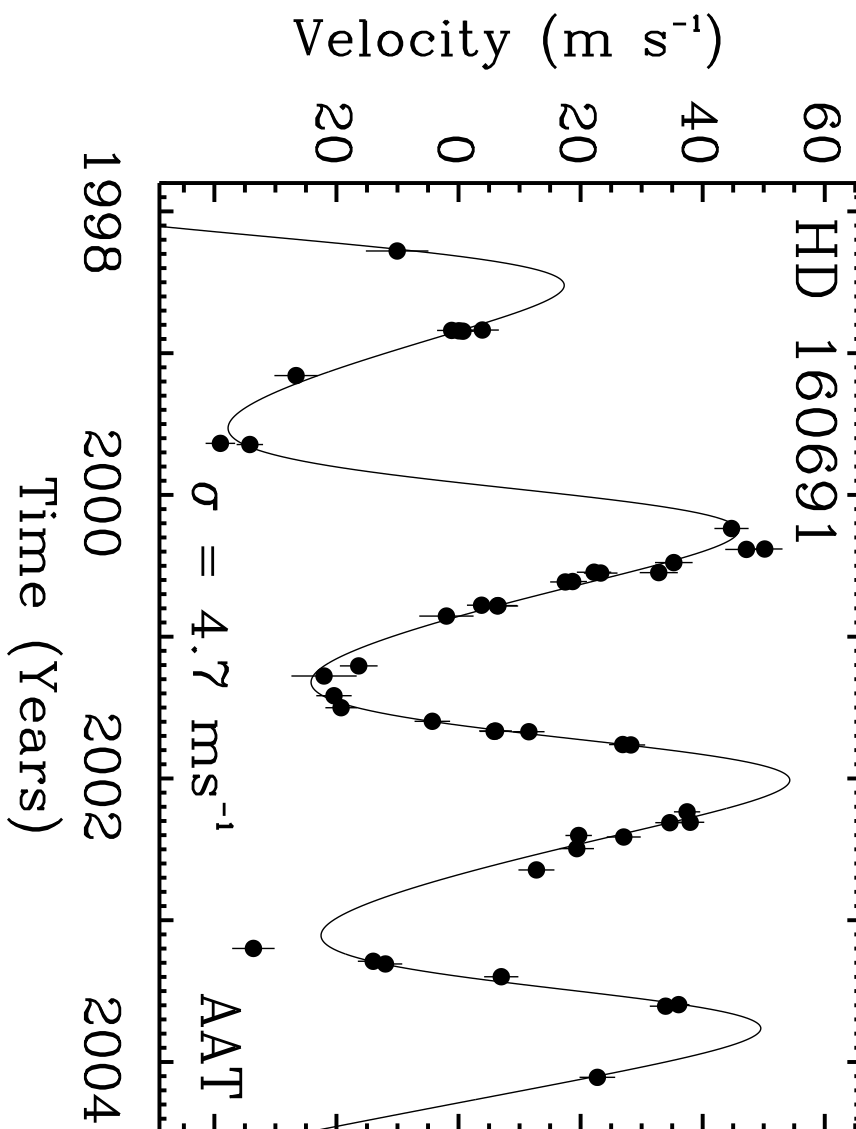


Fig. 4.— A double Keplerian fit to HD 160691. The inner Keplerian has a period of 645 d, and eccentricity of 0.20, and a semiamplitude of 38 m s^{-1} , yielding a minimum mass of $1.68 M_{\text{JUP}}$ and a semimajor axis of 1.50 AU. The outer Keplerian has a period of 8.2 yr, an eccentricity of 0.57, and a semiamplitude of 51 m s^{-1} , yielding a minimum mass of $3.1 M_{\text{JUP}}$ and a semimajor axis of 4.16 AU. The RMS to this model is 4.66 m s^{-1} (1.69σ)

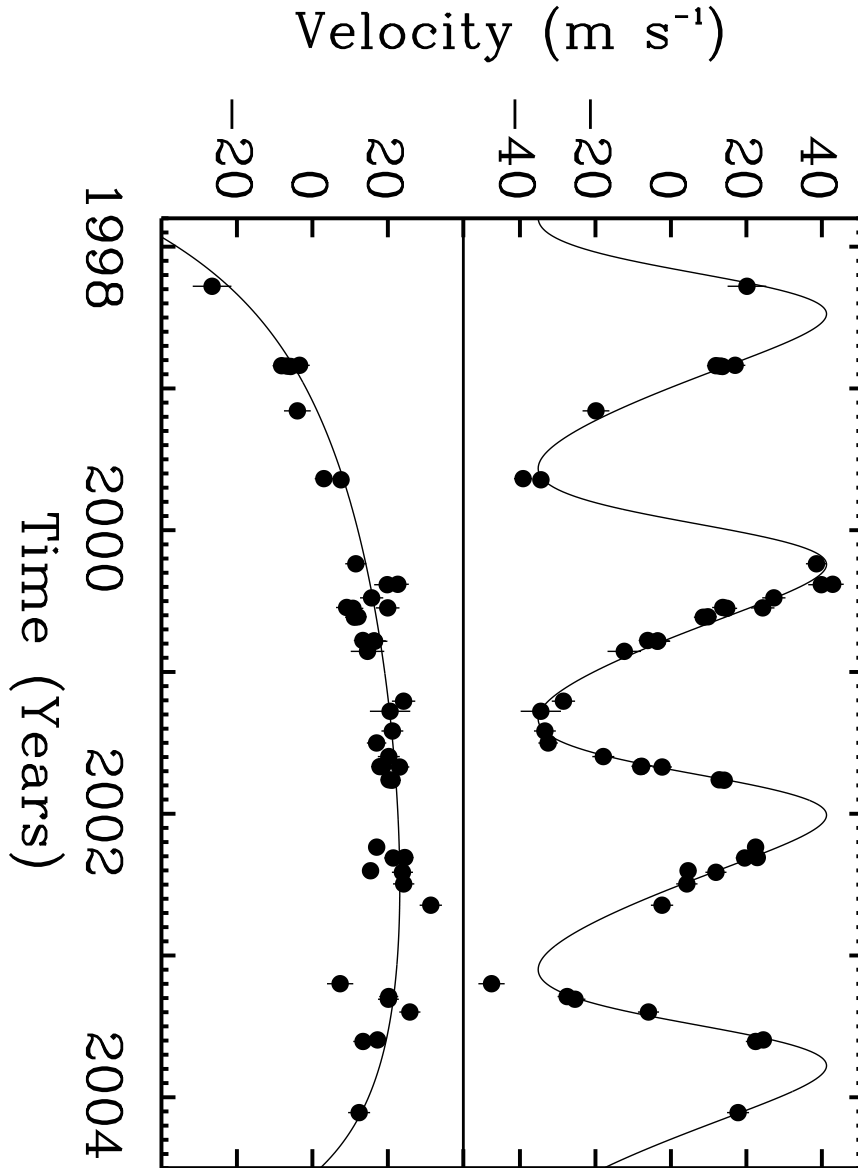


Fig. 5.— Individual Keplerian models to HD 160691. Each of the two Keplerian models from Figure 4 is shown separately. The top figure shows the 645 d Keplerian, while the bottom figure shows the 8.17 yr Keplerian. Approximately 70% of the outer Keplerian has been observed.

Table 1. Velocities for HD 154857

JD (-2450000)	RV (m s ⁻¹)	error (m s ⁻¹)
2389.2358	-14.6	3.4
2390.2122	-16.9	3.2
2422.1371	-30.6	3.0
2453.0198	-24.1	2.8
2455.0253	-25.0	3.9
2455.9766	-27.6	3.6
2509.9485	-28.0	4.5
2510.9162	-18.4	3.7
2711.2461	52.9	5.6
2745.2427	50.8	3.7
2747.2115	49.2	3.4
2750.1777	40.9	3.0
2751.2291	34.6	2.7
2784.1264	-27.3	2.6
2857.0297	-44.9	5.1
2857.9860	-43.8	2.8
2942.9120	-28.7	3.3
3044.2691	-2.4	3.5

Table 2. Velocities for HD 160691

JD (-2450000)	RV (m s ⁻¹)	error (m s ⁻¹)
915.2911	-18.8	5.1
1118.8874	-4.9	2.7
1119.9022	-9.9	2.4
1120.8870	-8.7	2.4
1121.8928	-8.0	2.6
1236.2864	-35.4	3.6
1410.8977	-47.8	2.4
1413.8981	-43.0	2.2
1630.3042	36.0	2.8
1683.0926	41.4	2.9
1684.1320	38.4	3.5
1718.1184	26.5	3.1
1742.9096	13.4	2.8
1743.9240	24.0	3.1
1745.0440	14.5	2.8
1766.9330	9.9	2.3
1767.9689	8.7	2.5
1827.8973	-5.0	2.4
1828.8866	-2.3	3.1
1829.8890	-2.4	3.4
1855.9058	-10.7	4.4
1984.2618	-25.1	3.1
2010.2829	-30.8	5.3
2061.1132	-29.2	2.9
2091.9807	-28.0	2.6
2126.9766	-13.1	2.9
2151.9693	-2.7	2.7
2152.9493	-2.9	2.3
2153.8626	2.8	2.6
2186.9095	18.1	2.2

Table 2—Continued

JD (-2450000)	RV (m s ⁻¹)	error (m s ⁻¹)
2187.8879	19.5	2.4
2360.3245	28.7	2.2
2387.1722	29.2	2.3
2388.2097	25.9	2.4
2421.1696	10.9	2.2
2425.1226	18.3	2.8
2455.0437	10.6	2.8
2509.9587	4.0	3.0
2712.1925	-42.4	3.5
2745.2553	-22.7	2.5
2752.1799	-20.7	2.8
2785.1422	-1.8	2.8
2857.0201	27.3	1.8
2860.9744	25.2	2.6
3044.2886	14.0	2.9

Table 3. Orbital Parameters

Parameter	HD 154857 ^a	HD 160691b	HD 160691c
Orbital period P (d)	398.5 (9)	645.5 (3)	2986 (30)
Velocity amp. K (m s^{-1})	52 (5)	38 (2)	51 (7)
Eccentricity e	0.51 (0.06)	0.20 (0.03)	0.57 (0.1)
ω (deg)	50 (11)	294 (9)	161 (8)
Periastron Time (JD)	2451963 (10)	2450645.5 (4)	2450541 (96)
$M\text{sini}$ (M_{JUP})	1.80 (0.27)	1.67 (0.11)	3.10 (0.71)
a (AU)	1.11 (0.02)	1.50 (0.02)	4.17 (0.07)
RMS (m s^{-1})	3.15	4.66	—

^aAdditional Slope is $-14.3 \pm 3.5 \text{ m s}^{-1}$ per yr.

Note. — Errors in fit parameters ($1\text{-}\sigma$, shown in parenthesis), are derived from formal Monte Carlo tests. Error in the derived quantities $M\text{sini}$ and a reflect the quadrature sum of $1\text{-}\sigma$ errors in fit Keplerian parameters and stellar mass.