

THE 0.03–10M_⊙ MASS FUNCTION OF YOUNG OPEN CLUSTERS

J. Bouvier¹, E. Moraux², and J. Stauffer³

¹*LAOG, Grenoble, France*

²*IoA Cambridge, UK*

³*IPAC, Caltech, USA*

Abstract We report the present day mass functions (PDMFs) of 3 young open clusters over a mass range from 30 Jupiter masses to 10 M_⊙. The PDMFs of the 3 clusters are remarkably similar, suggesting little impact of specific conditions (stellar density, metallicity, early dynamical evolution) on the mass distribution. Functional forms are provided to allow quantitative comparison with MFs derived in other environments.

1. Introduction

Now that hundreds of brown dwarfs have been discovered, one can start to address quantitatively such issues as the continuity of the mass function across the stellar/substellar boundary, the overall shape of the IMF over several decades of mass, its invariance or, on the contrary, its dependency on local conditions (metallicity, stellar density, ionizing flux, etc.), and to search for the lower mass cutoff corresponding to the fragmentation limit below which a condensed object cannot form in isolation. Such a complete characterization of the IMF would provide definite constraints on theories of star and brown dwarf formation.

The determination of bias-corrected mass functions over nearly 3 decades of masses, from 0.03 to 10M_⊙, is presented in this contribution for young open clusters (YOCs). The benefits of young clusters and the resulting reliability of the derived MF are outlined in Section 2. Deep wide-field optical surveys performed at CFHT uncovered several tens of brown dwarfs in 3 nearby YOCs and are briefly presented in Section 3. The resulting mass functions we derive for the 3 clusters are presented in Section 4 and analytical fits are obtained, which permit quantitative comparison with model predictions and/or mass distributions derived in other environments (SFRs, field, extragalactic).

2. The promise of young open clusters

Deriving a reliable estimate of the mass function especially in the substellar domain is an intricate multistep process. A proper sample of confirmed brown dwarfs must first be built, usually from an initial photometric selection of candidates followed by a spectroscopic assessment of their substellar nature. The distribution of absolute magnitudes (or luminosities) is derived, provided that the distance to each object is known and a correction for foreground extinction is made. Then, the knowledge of the age of each object is required to convert its luminosity to a mass, with the help of age-dependent mass-luminosity relationships delivered by evolutionary models. The reliability of the resulting mass distribution thus largely depends on the precision attached to the distance, age and extinction of each object in the sample. Uncertainties in any of these quantities will most likely skew the resulting mass function, as will any systematic error in the theoretical models. In addition, scatter in the mass function estimate may result from low number statistics, which can only be beaten by the construction of large samples, and by intrinsic variations in the properties of the objects in the sample, such as age or metallicity.

In young open clusters, all these sources of uncertainties are reduced. Rich nearby clusters harbour large populations of stars and brown dwarfs whose distance and age are known, usually to better than 20% and sometimes to within a few percent. Extinction is most often insignificant and scatter in the intrinsic properties of the cluster members (age, distance, metallicity) minimal. Spectroscopic diagnostics of youth, such as lithium or gravity sensitive features, serve to distinguish between bona fide substellar cluster members and intervening field dwarfs. A property specific to a nearby young cluster, the common proper motion shared by all its members also offers an additional criterion to build homogeneous samples of confirmed cluster members. Hence, with distance and age accurately known, and membership assessed in several independent ways, observed magnitudes of cluster members are directly converted to mass with the help of theoretical models. The resulting mass function pertains to an homogenous population of objects spanning several decades of mass from low mass brown dwarfs to the most massive cluster members, all of which were born together under the same conditions and have shared the same evolution.

Another advantage is the concentration of cluster populations over restricted areas on the sky, which can now be mapped in a very efficient way with the new generation of wide-field CCD mosaics. Owing to their youth and proximity, substellar cluster members are still relatively

bright and easily detectable from intermediate size telescopes. Hence, deep large scale surveys can be devised which cover a large fraction of the cluster area, as is required to characterize the spatial distribution of cluster members as a function of mass. How the cluster's present day mass function (PDMF) relates to the IMF is, in principle, a matter of concern. However, numerical simulations suggest that it is not until a few 100 Myr that clusters start to preferentially lose low mass members as they relax dynamically. By 100 Myr, the typical age of the clusters studied in the next section, only 10% of the stars (and brown dwarfs) are expected to have been removed from the cluster (e.g. de la Fuente Marcos & de la Fuente Marcos 2000). Primordial ejection of brown dwarfs from their protostellar cradle, as advocated by Reipurth & Clarke (2001), does not appear to be an issue either since recent numerical simulations indicate that ejection velocities are similar for brown dwarfs and stars, and are usually smaller than the velocity required to escape the cluster's potential (e.g. Delgado, Clarke & Bate 2004, Moraux & Clarke 2004).

Thus, young open clusters offer a ground to build statistically robust mass functions from volume limited and physically homogeneous samples of coeval stars and brown dwarfs. At an age of about 100 Myr, the derived mass function is predicted to be quite similar to the IMF, i.e., prior to any dynamical evolution of the cluster. Due to the distance of the clusters, multiple systems are unresolved. *System* mass functions are thus derived, which can nevertheless be statistically corrected for binarity to yield single star (and brown dwarf) mass distributions (see, e.g., Moraux et al. 2003).

3. Brown dwarfs in young open clusters

We performed deep, wide area photometric surveys at CFHT of 3 nearby open clusters whose properties are summarized in Table 1. Beyond their proximity and richness, they have also been selected as having a similar age, between 100 and 150 Myr, but possibly differing in metallicity. The photometric survey covers a large enough area in each cluster so as to derive the spatial distribution of cluster members as a function of mass and hence take spatial segregation into account when estimating the cluster's mass function. The depth of the survey ($I \sim z \sim 24.0$) corresponds to a mass limit between 30 and 50 Jupiter masses. On the bright side, saturation occurs on the images for $\sim 0.4 M_{\odot}$ stars. Mass functions are therefore derived in the mass range $0.030\text{-}0.40M_{\odot}$, and completed by literature data for more massive cluster members. Binaries and higher order multiple systems are not resolved at the distance of the clusters.

Table 1. Deep wide-field surveys of young open clusters.

Cluster	Age (Myr)	[Fe/H]	Richness (known members)	Distance (pc)	Surveyed area (sq.deg.)
Blanco 1	100	+0.1/0.2	> 200	260	2.5
Pleiades	120	0.0	~ 1200	130	6.4
NGC 2516	150	-0.3/0.0	~ 2000	350	2.0

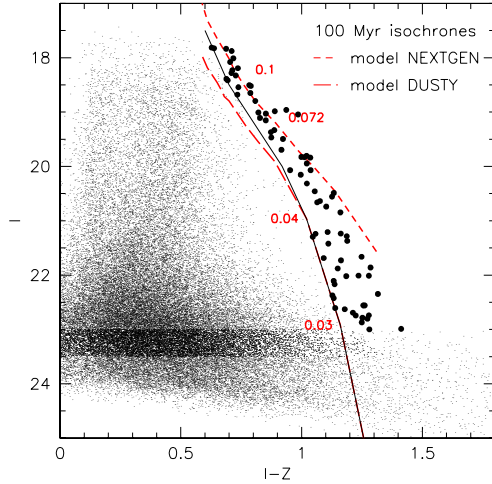


Figure 1. Optical CMD of the Blanco 1 cluster : 100 Myr NextGen and Dusty isochrones (dashed) from the Lyon group are labelled with mass. The cluster sequence, on the red side of our selection line (solid), is shown by filled dots. (From Moraux et al. 2004).

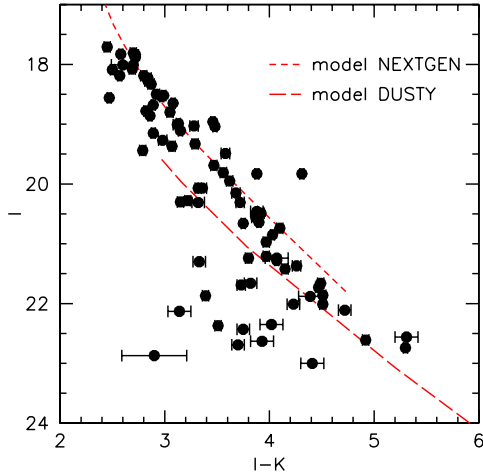


Figure 2. Infrared CMD of the Blanco 1 cluster candidates : optically-selected candidates lying on the blue side of the isochrones in this diagram are rejected as non members. (From Moraux et al. 2004).

The photometric selection in (I, I-z) color magnitude diagrams yields from several tens to several hundred low mass member candidates in each cluster (e.g. Moraux et al. 2003). The candidates were followed up and their membership assessed (or rejected) based on a combination of diagnostics : proper motion, lithium absorption, spectroscopic gravity index, infrared photometry and/or spectroscopy. As an illustration of the method and the results, Figures 1 & 2 show the optical and infrared color magnitude diagrams of the Blanco 1 cluster from which bona fide very low mass stars and brown dwarfs are identified.

4. The mass function of young open clusters

The present day mass functions (PDMFs) of 3 young clusters were thus derived from unbiased samples of probable cluster members, taking into account mass segregation and not attempting to correct for unresolved binaries.

In a Salpeter-like power-law representation,

$$\xi(m) = \frac{dn}{dm} \propto m^{-\alpha}$$

we derive $\alpha = 0.6 \pm 0.1$ for the mass distribution of Pleiades and Blanco 1 members over the $0.03\text{--}0.50M_{\odot}$ mass range (Fig. 3). This is broadly consistent with Kroupa’s (2001) field IMF for systems, though we find no evidence for a discontinuity at the stellar/substellar boundary.

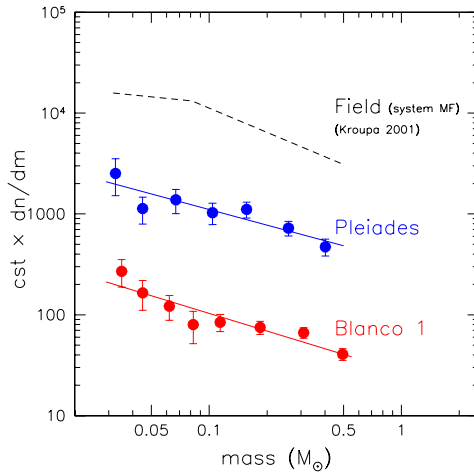


Figure 3. The mass function of young clusters derived from the CFHT survey in the mass range $0.03\text{--}0.50M_{\odot}$. The field system MF from Kroupa (2001) is shown for comparison ($\alpha_0=0.2$ for $m \leq 0.08M_{\odot}$, $\alpha_1=0.8$ for $0.08 < m \leq 0.5M_{\odot}$).

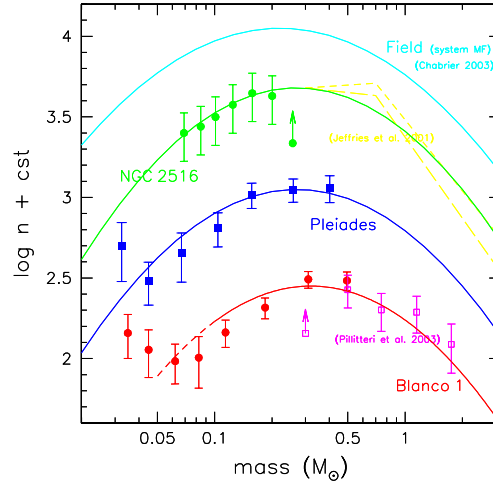


Figure 4. The mass function of young open clusters, from low mass brown dwarfs to the most massive stars. The field system MF from Chabrier (2003) is shown for comparison. Parameters of the lognormal functional forms are given in Table 2.

On a broader mass range, from 30 Jupiter masses up to the most massive stars, the mass function of young clusters is reasonably well fitted (Fig. 4) by a Scalo-like lognormal form :

$$\xi_L(m) = \frac{dn}{d \log m} \propto \exp \left[-\frac{(\log m - \log m_0)^2}{2\sigma^2} \right] \quad (1)$$

with (m_o, σ) values listed in Table 2. The high mass part of the MFs in Fig. 4 was built from published data (Pillitteri et al. 2003, Jeffries et al. 2001, Stauffer & Prosser database, see Moraux et al. 2003).

Table 2. Cluster PDMFs lognormal functional fits : $\frac{dn}{d \log m} \propto \exp \frac{-(\log m - \log m_o)^2}{2\sigma^2}$

<i>Region</i>	m_o (M_\odot)	σ	n_{BD}/n_{tot}	n_*/n_{tot}	$\Sigma(m_{BD})/m_{tot}$
Blanco 1	0.32	0.50	0.11	0.89	1%
Pleiades	0.27	0.52	0.15	0.85	1.5%
NGC 2516	0.27	0.51	0.15	0.85	1.5%
Field ^a	0.22	0.57	0.21	0.79	2%

^a Chabrier's (2003) lognormal galactic *system* MF.

From Fig. 4 and Table 2, the PDMF of the 3 young open clusters appear quite similar, with a characteristic system mass around $0.3M_\odot$. The fraction of brown dwarfs in each cluster compared to stars is 10-15%, which amounts to a substellar mass of $\sim 1\%$ of the total cluster mass. Hence, to first order, the cluster MFs appear invariant under various probably different initial conditions (stellar density, metallicity, etc.).

The cluster PDMFs are also similar to the field system MF (Chabrier 2003, Moraux, Kroupa & Bouvier 2004). Small differences may exist, with a characteristic mass possibly slightly higher in clusters than in the field and, consequently, a larger BD-to-star fraction in the field. Whether these differences result from the early dynamical evolution of the cluster, with a preferential loss of low mass members, or from remaining uncertainties in the field and clusters MF estimates requires more detailed studies.

References

- Chabrier, G. 2003, PASP, 115, 763
 Delgado-Donate, E. J., Clarke, C. J., & Bate, M. R. 2004, MNRAS, 347, 759
 de la Fuente Marcos, R. & de la Fuente Marcos, C. 2000, APSS, 271, 127
 Jeffries, R. D., Thurston, M. R., & Hambly, N. C. 2001, A&A, 375, 863
 Kroupa, P. 2001, MNRAS, 322, 231
 Moraux, E., & Clarke, C. J. 2004, A&A, in press
 Moraux, E., Bouvier, J., Stauffer, J. R., & Cuillandre, J.-C. 2003, A&A, 400, 891
 Moraux, E., Kroupa, P., & Bouvier, J. 2004, A&A, in press
 Moraux, E., Bouvier, J., Stauffer, J. R., & Cuillandre, J.-C. 2004, A&A, submitted
 Pillitteri, I., Micela, G., Sciortino, S., et al. 2004, A&A, 421, 175
 Reipurth, B. & Clarke, C. 2001, AJ, 122, 432