

# Detection of a NEPTUNE-mass planet in the $\rho^1$ Cancri system using the Hobby-Eberly Telescope

Barbara E. McArthur<sup>1</sup>, Michael Endl<sup>1</sup>, William D. Cochran<sup>1</sup>, and G. Fritz Benedict<sup>1</sup>

Debra A. Fischer<sup>2</sup>, Geoffrey W. Marcy<sup>2,3</sup>, and R. Paul Butler<sup>4</sup>

Dominique Naef<sup>5,6</sup>, Michel Mayor<sup>5</sup>, Didier Queloz<sup>5</sup>, and Stephane Udry<sup>5</sup>

and

Thomas E. Harrison<sup>7</sup>

## ABSTRACT

We report the detection of the lowest mass extra-solar planet yet found around a Sun-like star - a planet with an  $M \sin i$  of only  $14.21 \pm 2.91$  Earth masses in an extremely short period orbit ( $P=2.808$  days) around  $\rho^1$  Cancri, a planetary system which already has three known planets. Velocities taken from late 2003-2004 at McDonald Observatory with the Hobby-Eberly Telescope (HET) revealed this inner planet at 0.04 AU. We estimate an inclination of the outer planet  $\rho^1$  Cancri d, based upon *Hubble Space Telescope* Fine Guidance Sensor (FGS) measurements which suggests an inner planet of only  $17.7 \pm 5.57$  Earth masses, if coplanarity is assumed for the system.

*Subject headings:* (stars:) planetary systems — stars:individual ( $\rho^1$  Cancri — astrometry

---

<sup>1</sup>McDonald Observatory, University of Texas, Austin, TX 78712

<sup>2</sup> Department of Astronomy, University of California, 601 Campbell Hall, Berkeley, CA USA 94720

<sup>3</sup> Department of Physics and Astronomy, San Francisco State University, 1600 Holloway Avenue, San Francisco, CA USA 94132

<sup>4</sup> Department of Terrestrial Magnetism, Carnegie Institution of Washington, 5241 Broad Branch Road NW, Washington DC, USA 20015-1305

<sup>5</sup>Observatoire de Geneve, 51 Ch. des Maillettes, 1290 Sauverny, Switzerland

<sup>6</sup>ESO, Alonso de Cordova 3107, Casilla 19001, Santiago 19, Chile

<sup>7</sup>Department of Astronomy, New Mexico State University, 1320 Frenger Mall, Las Cruces, New Mexico 88003

## 1. Introduction

Of the 123 planets found so far around 108 main-sequence stars, there are 13 multiple planet systems. The fourth extrasolar planet discovered was the 14.65 day period planet around  $\rho^1$  Cancri (= rho Cancri A = 55 Cancri 1= HD 75732 = HIP 43587 = HR3522) (Butler et al. 1997). More recently, the orbits of an additional outer planet and possible intermediate planet have been reported (Marcy et al. 2002). In this Letter, we announce the discovery of a fourth inner planet in the  $\rho^1$  Cancri system with radial velocity semi-amplitude (K) of  $6.7 \text{ m s}^{-1}$ , an orbital period of 2.808 days,  $M \sin i$  of 0.04 Jupiter masses, and a probable actual mass of 0.056 Jupiter masses (17.7 Earth masses).

$\rho^1$  Cancri appears to be a super metal-rich (G8V,  $V = 5.95$ ,  $[\text{Fe}/\text{H}] = +0.27$ ), but otherwise normal main sequence star with a  $V=13$  visual binary companion. There is no detectable circumstellar disk around  $\rho^1$  Cancri (Jayawardhana et al. 2002; Schneider 2001). The metallicity is significantly higher than the mean of nearby field stars, but is in accord with the trend of close-in giant planets being found preferentially around metal-rich solar-type and cooler stars (Taylor 1996; Gonzalez & Vanture 1998; Feltzing & Gonzalez 2001; 2; Laws et al. 2003; Heiter & Luck 2003). Mass estimates for  $\rho^1$  Cancri range from 0.88 - 1.08  $M_{\odot}$  (Laws et al. 2003; Fuhrmann et al. 1998; 3; Santos et al. 2003). We adopt a mass of  $0.95 M_{\odot} \pm 0.08$  (Allende-Prieto 2004, personal communication).

## 2. Observations and Results

### 2.1. *HST* Astrometry

This Letter made use of reanalyzed public domain data (McArthur et al. 2005, in preparation) obtained from the Hubble Space Telescope (*HST*) (McGrath et al 2002; McGrath et al 2003) to provide an estimate of the inclination of the long period planet,  $\rho^1$  Cancri d. For the parameters critical in determining the mass of  $\rho^1$  Cancri d, we find a parallax,  $\pi_{abs} = 79.78 \pm 0.3 \text{ mas}$ , a perturbation size,  $\alpha = 1.94 \pm 0.4 \text{ mas}$ , and an inclination,  $i = 53^{\circ} \pm 6.8^{\circ}$ . This inclination was derived from a small arc of orbit coverage in the limited *HST* data set. In any case, an inclination of less than  $20^{\circ}$  can not be considered because of the very large perturbation that could not have been missed, even by the small existing sample of *HST* astrometric data.

## 2.2. Radial Velocity

We used the Hobby-Eberly Telescope (HET) to make many, high precision radial velocity observations of  $\rho^1$  Cancri over a short time period in preparation for anticipated additional *HST* astrometry, knowing that these observations would also be able to uncover any additional planetary companions with radial velocities greater than  $4 \text{ m s}^{-1}$  and orbital periods of a year or less. The HET High Resolution Spectrograph (HRS), used in conjunction with an  $\text{I}_2$  gas absorption cell, can give routine radial velocity precision of  $3 \text{ m s}^{-1}$  for high signal-to-noise observations (Cochran et al. 2004). By taking advantage of the queue-scheduled operation of the HET, we recorded well over 100 radial velocity measurements in a span of about 190 days, shown in Table 1. This "snapshot" of the  $\rho^1$  Cancri system promised the best definition of the orbital parameters of the two known short-period inner planets, because it would be relatively free of time-varying changes, not only in the planetary system but also in the facilities used to observe the system.

The long period planet ( $\rho^1$  Cancri d) could clearly not be modeled by the HET data alone, but because of its velocity amplitude it was a very critical part of the initial modeling of the triple-Keplerian orbit. Three sets of radial velocity data from Lick (Marcy et al. 2002), ELODIE (6) and HET were fit with a triple-Keplerian orbit using Gaussfit (5), employing the techniques to combine RV from different sources (Hatzes et al. 2000) producing the orbit of the outer planet shown in Figure 1. This orbital fit remains problematic because of some discontinuity between the data sets for  $\rho^1$  Cancri c (P=44d), and the sparse early Lick data. It is clear that the extrema of the HET data are not fit as well as the central portions. The orbit derived for this long period planet was then used as a constant in further modeling.

$\rho^1$  Cancri c was discussed (Marcy et al. 2002) as a signal that could possibly be caused by rotation modulation of inhomogeneous surface features. The stellar rotation period of 36-42 days was uncovered from periodicities in the Ca II emission (Henry et al. 2000; Noyes et al. 1984). However, the planetary hypothesis is more likely because  $\rho^1$  Cancri is a very inactive star in which stellar activity induced RV effects generally do not exceed  $3.0 \text{ m s}^{-1}$ . The amplitude (Marcy et al. 2002) of the signal for this intermediate planet was over  $12.0 \text{ m s}^{-1}$ . The phased HET data showing  $\rho^1$  Cancri c are shown in Figure 2. Figure 3 shows  $\rho^1$  Cancri b, the 14.66 day period planet, the original planet found around  $\rho^1$  Cancri.

Analysis of the residuals of the HET data, after removal of the best overall fit to the orbits of the three known planets to all of the radial velocity and astrometric data, revealed a velocity perturbation with a period of 2.808 days. Simultaneous modeling of  $\rho^1$  Cancri b,  $\rho^1$  Cancri c, and  $\rho^1$  Cancri e with  $\rho^1$  Cancri d as a constant, showed an object in a low eccentricity orbit with a period of  $2.808 \pm 0.002$  days. The radial velocity semi-amplitude of this orbit is only  $6.67 \pm 0.81 \text{ m s}^{-1}$ , which is above the expected internal radial velocity

”jitter” variability for this star. The 2.808 day radial velocity signal is coherent over the entire time-span of the HET data, which would not be expected for stochastically excited stellar surface sources. The HET residuals, phased to the 2.808 day period with the orbital solution over plotted are shown in Figure 4. In retrospect, the clear signal of this 2.808 day orbital period planet can be seen (along with the signal of the 44 day periodicity ( $\rho^1$  Cancri c)) in Figure 9 of Marcy et al. 2002, which shows the periodogram of the residuals of the Lick data, after the  $\rho^1$  Cancri b and d have been removed. This gives independent confirmation that this radial velocity periodicity is intrinsic to the  $\rho^1$  Cancri system, and is not an artifact of the observation or data analysis techniques used on either the HET or Lick data. The 2.808 day periodic signal has a false-alarm probability of  $1.7 \times 10^{-9}$  in the HET data (as seen in Figure 5) and  $1.1 \times 10^{-6}$  in the Lick data, giving further strong evidence for its reality. We interpret this 2.808 day radial velocity periodicity as the stellar reflex motion due to an extremely low mass planet in orbit around the star. Properties of the combined four-planet orbital solution to all of the radial velocity data are given in Table 2. Mass parameters and limits are shown in Table 3. The HET data in time overplotted with the quad-Keplerian fit are shown in Figure 6. The mass function from the radial velocity solution, combined with our assumed stellar mass of  $0.95 \pm 0.08$  solar masses, gives an  $M \sin i$  of this innermost 2.808 day planet of  $0.045 \pm 0.01 M_{\text{JUP}}$ . If we assume that all of the planets in the  $\rho^1$  Cancri system are coplanar and adopt the  $53^\circ$  inclination of the outermost planet, then we compute a true mass for this innermost planet of about 17.7 Earth masses, close to the mass of Neptune. (If an inclination of  $20^\circ$  is assumed, an upper limit of  $2.37 M_{\text{NEPTUNE}}$  is derived.) This fourth planet,  $\rho^1$  Cancri b, is the lowest mass extrasolar planet yet found around a solar-type star. We note that the lowest mass, and indeed the very first, extrasolar planets ever found are those around the millisecond pulsar PSR B1247+1221 (Wolszczan & Frail 1992).

### 3. Discussion and Conclusion

The inclination of the  $\rho^1$  Cancri e, assuming coplanarity of the system, indicates that this object is indeed a Neptune-mass object, and not a more massive planet viewed nearly face-on to its orbit. The presence of this very low-mass planet at such a small semi-major axis in a system of at least three other gas-giant planets provides an important testbed for models of planetary system formation and evolution.

A crucial question is whether  $\rho^1$  Cancri e originally formed at something near the current observed mass, or whether it formed as an intermediate or much more massive gas giant that has lost a significant amount of mass during the evolution of the system.

It is reasonable to assume that at least the three inner planets of the  $\rho^1$  Cancri system

were formed at roughly the same time, and that their dynamical evolution was closely linked. The most massive of these three planets,  $\rho^1$  Cancri b (P=14.66d), would have been the first to achieve a mass sufficient to open a gap in the disk and begin Type II migration (Ward 1996). If this happened before the inner  $\rho^1$  Cancri e reached the critical mass for rapid accumulation of a gas envelope, then it could have been carried inward as part of the overall migration of the disk material without ever growing past the rocky core phase (Lin & Papaloizou 1986). Whether this inward tidal migration driven by  $\rho^1$  Cancri b would sweep such a Neptune-mass planet into the stellar photosphere, or would leave it in its present short period orbit depends on the details of the end-process of planetary tidal evolution. If the planet formed at a mass near its present mass by the core-accretion model of planetary system formation (Pollack et al. 1996), it would be a rocky body which could have a substantial dense atmosphere.

An alternative hypothesis is that  $\rho^1$  Cancri e formed as a much more massive gas giant planet before it began its inward type II migration to its present orbital radius (Ida & Lin 2004). With the planet then within 0.05 AU of the parent star, it could have suffered significant heating from tidal interactions with the star (1). This tidal heating could have caused the radius of the planet to inflate, possibly overflowing the Roche radius of the star and resulting in significant planetary mass loss (4; Baraffe et al. 2004). It is possible that the mass loss has stripped this planet of almost all of its original H<sub>2</sub>-He gas envelope, leaving just the rocky planetary "core". This loss of a gas envelope for very short period planets is supported by the observation of an extended H I, O I and C II atmosphere around HD209458b (Vidal-Madjar *et al.* 2003; 2004), which may be in hydrodynamic escape from the planet (Lecavelier et al. 2004). However, the discovery of transiting Jupiter-mass planets (OGLE-TR-113 and OGLE-TR-132) with orbital periods of less than 2 days (Bouchy et al. 2004) may cast doubt on this scenario. Both of the OGLE planets are about one Jupiter mass and are only slightly greater than one Jupiter radius. This indicates that planets which are much more massive than  $\rho^1$  Cancri e can indeed survive at even shorter semi-major axes.

We have shown that an intense campaign of directed observations of a planetary system, aided by previous observations from other telescopes, can uncover Neptune mass objects. While it will be years before astrometric missions (SIM and GAIA) will be able to uncover the astrometric perturbations orbits of all these planets, we have been able to use *HST* data to place a preliminary limit on the inclination of the outer planet.

The Hobby-Eberly Telescope (HET) is a joint project of the University of Texas at Austin, the Pennsylvania State University, Stanford University, Ludwig Maximilians Universität München, and Georg August Universität Göttingen. The HET is named in honor of

its principal benefactors, William P. Hobby and Robert E. Eberly. These results are partially based on data obtained with the UCO/Lick Observatory Telescope, the ELODIE spectrograph at Observatoire de Haute-Provence (OHP, France), the Apache Point Observatory 3.5m telescope which is owned and operated by the Astrophysical Research Consortium), and the NASA/ESA Hubble Space Telescope (obtained at the the Space Telescope Science Institute, which is operated by the Association of Universities for Research in Astronomy, Inc). This paper is based upon work supported by the NASA under grants HST GO-09969, NAG5-13206 and NNG04G141G, and NSF under grant AST-9808980. We are grateful to Ed Nelan for providing the *HST* data and Melissa McGrath, for supporting our further investigation, and to W. Spiesman for his careful reading of this manuscript. We are grateful to our anonymous referee for their thoughtful comments.

Facilities: McD Obs(HET), HST(FGS), UCO/Lick), OHP(ELODIE), ARC(Apache Point).

## REFERENCES

- Baraffe, I., Selsis, F., Chabrier, G., Barman, T. S., Allard, F., Hauschildt, P. H., & Lammer, H. 2004, *A&A*, 419, L13
- Bodenheimer, P., Lin, D.N.C., & Mardling, R.A., 2001, *ApJ*, 548, 466
- Bouchy, F., Pont, F., Santos, N.C., Melo, C., Mayor, M., Queloz, D. & Udry, S., 2004, *Å*, 421, L13
- Butler, R. P., Marcy, G. W., Williams, E., Hauser, H., & Shirts, P. 1997, *ApJ*, 474, L115
- Cayrel de Strobel, G., Soubiran, C., & Ralite, N., 2001, *Å*, 373, 159
- Cochran, W. D., et al. , 2004, *ApJ* 611, L133
- Feltzing, S. & Gonzalez, G., 2001, *A&A*, 367, 253
- Ford, E. B., Rasio, F. A., & Sills, A. 1999, *ApJ*, 514, 411
- Fuhrmann, K., Pfeiffer, M.J. & Bernkopf, J. 1998, *Å* 336, 942.
- Gonzalez, G., & Vanture, A. D., 1998, *Å*, 339, L29
- Gu, P., Lin, D.N.C., & Bodenheimer, P.H., 2003, *ApJ*, 588, 509
- Hatzes, A. P., et al. , 2000, *ApJ*, 544, L145

- Heiter, U. & Luck, R. E., 2003 AJ, 126, 2015-2936
- Henry, G. W., Baliunas, S. L., Donahue, R. A., Fekel, F. C., & Soon, W. 2000, ApJ, 531, 415
- Ida, S. & Lin, D. N. C., 2004 ApJ. 604, 388 (2004)
- Jayawardhana, R., Holland, W. S., Kalas, P., Greaves, J. S., Dent, W. R. F., Wyatt, M. C., & Marcy, G. W. 2002, ApJ, 570, L93
- Jefferys, W. H., Fitzpatrick, M. J., & McArthur, B. E. 1987, Celestial Mechanics, 41, 39
- Laws, C., Gonzalez, G., Walker, K. M., Tyagi, S., Dodsworth, J., Snider, K., & Suntzeff, N. B., 2003, AJ, 125, 2664
- Lecavelier des Etangs, A., Vidal-Madjar, A., McConnell, J. C., & Hébrard, G., 2004, *â*, 418, L1
- Lin, D. N. C., & Papaloizou, J. C. B., 1986, ApJ, 307, 395
- Marcy, G. W., Butler, R. P., Fischer, D. A., Laughlin, G., Vogt, S. S., Henry, G. W., & Pourbaix, D., 2002, ApJ, 581, 1375
- McGrath, M. A., et al. , 2002, ApJ, 564, L27
- McGrath, M. A., Nelan, E., Noll, K., Schultz, A., & Lubow, S., 2003, ASP Conference Series, Vol. 294, D. Deming and S. Seager, Eds.
- Naef, D., Mayor, M., Beuzit, J. L., Perrier, C., Queloz, D., Sivan, J. P., & Udry, S., 2004, *â*, 414, 351
- Noyes, R. W., Hartmann, L. W., Baliunas, S. L., Duncan, D. K., & Vaughan, A. H. 1984, ApJ, 279, 763
- Pollack, J. B., Hubickyj, O., Bodenheimer, P., Lissauer, J. J. & Greenzweig, Y. 1996, Icarus, 124, 62
- Santos, N. C., Israelian, G., Mayor, M., Rebolo, R., & Udry, S., 2003, *â*, 398, 363
- Schneider, G., Becklin, E. E., Smith, B. A., Weinberger, A. J., Silversone, M., Hines, D. C. 2001, AJ, 121, 525
- Taylor, B. J. 1996, ApJS, 102, 105
- Vidal-Madjar, A., et al. , 2004, ApJ, 604, L69

Vidal-Madjar, A., Lecavelier des Etangs, A., Désert, J.-M., Ballestar, G. E., Ferlet, R., Hébrard, G. & Mayor, M. 2003, *Nature*, 422, 143

Ward, W. R. 1996, *Icarus*, 126, 261

Wolszczan, A. & Frail, D. , 1992, *Nature*, 355, 145



Table 1. Measured Velocities for  $\rho^1$  Cancri

Julian Date	Radial Velocity $\text{m s}^{-1}$	Uncertainty $\text{m s}^{-1}$
2452927.984100	48.3959	4.42
2452927.986693	45.2119	4.61
2452928.973951	32.9745	4.33
2452928.976555	33.8595	4.00
2452929.976107	10.1059	4.01

Note. — [The complete version of this table is in the electronic edition of the Journal. The printed edition contains only a sample.]

Table 2. Quad-Keplerian Orbital Elements of  $\rho^1$  Cancri

Element	$\rho^1$ Cancri e	$\rho^1$ Cancri b	$\rho^1$ Cancri c	$\rho^1$ Cancri d
Orbital Period $P$ (days)	$2.808 \pm 0.002$	$14.67 \pm 0.01$	$43.93 \pm 0.25$	$4517.4 \pm 77.8$
Epoch of Periastron $T$ <sup>a</sup>	$3295.31 \pm 0.32$	$3021.08 \pm 0.01$	$3028.63 \pm 0.25$	$2837.69 \pm 68.87$
Eccentricity $e$	$0.174 \pm 0.127$	$0.0197 \pm 0.012$	$0.44 \pm 0.08$	$0.327 \pm 0.28$
$\omega$ ( $^\circ$ )	$261.65 \pm 41.14$	$131.49 \pm 33.27$	$244.39 \pm 10.65$	$234.73 \pm 6.74$
Velocity amplitude $K$ ( $\text{m s}^{-1}$ )	$6.665 \pm 0.81$	$67.365 \pm 0.82$	$12.946 \pm 0.86$	$49.786 \pm 1.53$
$V_0$ Lick ( $\text{m s}^{-1}$ )	$21.166 \pm 1.31$			
$V_0$ ELODIE ( $\text{m s}^{-1}$ )	$2727.448 \pm 2.42$			
$V_0$ HET ( $\text{m s}^{-1}$ )	$10.745 \pm 0.59$			

<sup>a</sup>Add 2450000.0 to  $T$

Table 3.  $\rho^1$  Cancri - Mass Limits and Parameters

Parameter	$\rho^1$ Cancri e	$\rho^1$ Cancri b	$\rho^1$ Cancri c	$\rho^1$ Cancri d
$a$ (AU)	$0.038 \pm 0.001$	$0.115 \pm 0.003$	$0.240 \pm 0.008$	$5.257 \pm 0.208$
$A \sin i$ (AU)	$1.694\text{e-}6 \pm 0.19\text{e-}6$	$9.080\text{e-}5 \pm 0.12\text{e-}5$	$4.695\text{e-}5 \pm 0.14\text{e-}5$	$0.195\text{e-}1 \pm 0.007\text{e-}1$
Mass Fraction ( $M_\odot$ )	$8.225\text{e-}14 \pm 2.33\text{e-}14$	$4.64\text{e-}10 \pm 0.17\text{e-}10$	$7.151\text{e-}12 \pm 0.54\text{e-}12$	$4.874\text{e-}08 \pm 0.38\text{e-}8$
$M \sin i$ ( $M_{\text{JUP}}$ ) <sup>a</sup>	$0.045 \pm 0.01$	$0.784 \pm 0.09$	$0.217 \pm 0.04$	$3.912 \pm 0.52$
$M \sin i$ ( $M_{\text{NEPTUNE}}$ ) <sup>a</sup>	$0.824 \pm 0.17$			
$M \sin i$ ( $M_{\text{EARTH}}$ ) <sup>a</sup>	$14.210 \pm 2.95$			
$M$ ( $M_{\text{JUP}}$ ) <sup>b,d</sup>	$0.056 \pm 0.017$	$0.982 \pm 0.19$	$0.272 \pm 0.07$	$4.9 \pm 1.1$
$M$ ( $M_{\text{JUP}}$ ) <sup>c,d</sup>	$0.053 \pm 0.020$	$0.982 \pm 0.26$	$0.244 \pm 0.07$	$4.64 \pm 1.3$
$M$ ( $M_{\text{NEPTUNE}}$ ) <sup>c,d</sup>	$1.031 \pm 0.34$			
$M$ ( $M_{\text{EARTH}}$ ) <sup>c,d</sup>	$17.770 \pm 5.57$			

<sup>a</sup>derived from radial velocity alone

<sup>b</sup>derived from radial velocity and astrometry, using  $M \sin i / \sin i$

<sup>c</sup>derived from radial velocity and astrometry, using  $m_2^3 / (m_1 + m_2)^2 = a^3 / P^2$

<sup>d</sup>assumes coplanarity of the planetary system

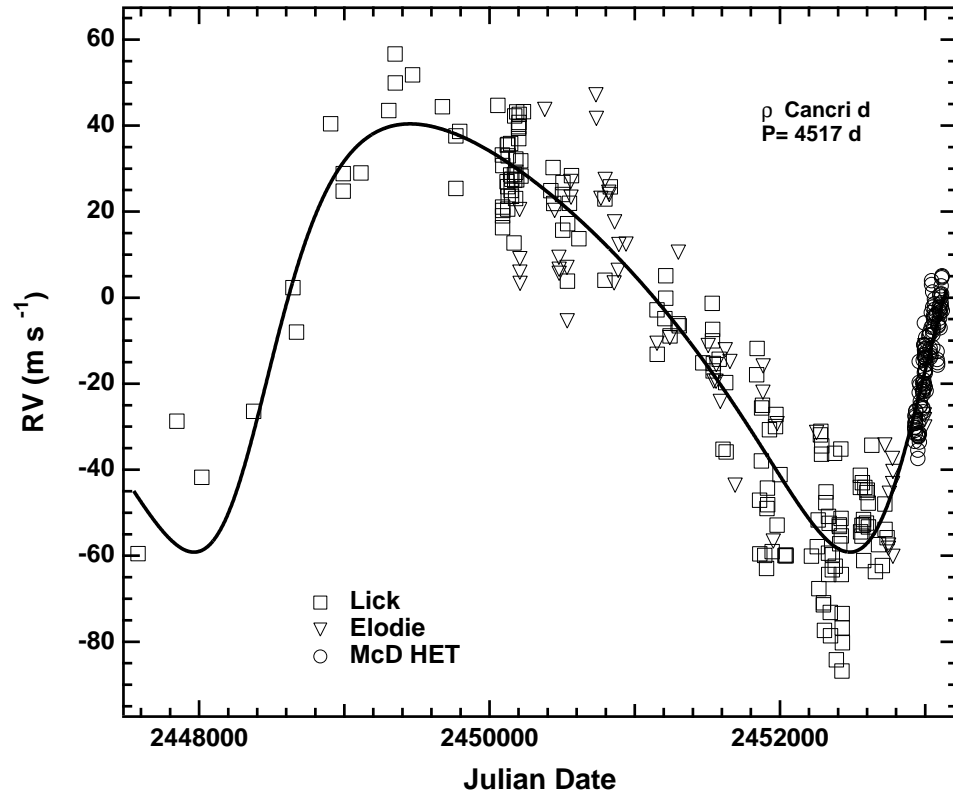


Fig. 1.— The RV orbit of the long period planet ( $\rho^1$  Cancri d) is shown with the three data sets.  $\rho^1$  Cancri b and  $\rho^1$  Cancri c are subtracted from the observations. The rms of the HET residuals in this fit are  $9.2 \text{ m s}^{-1}$ .

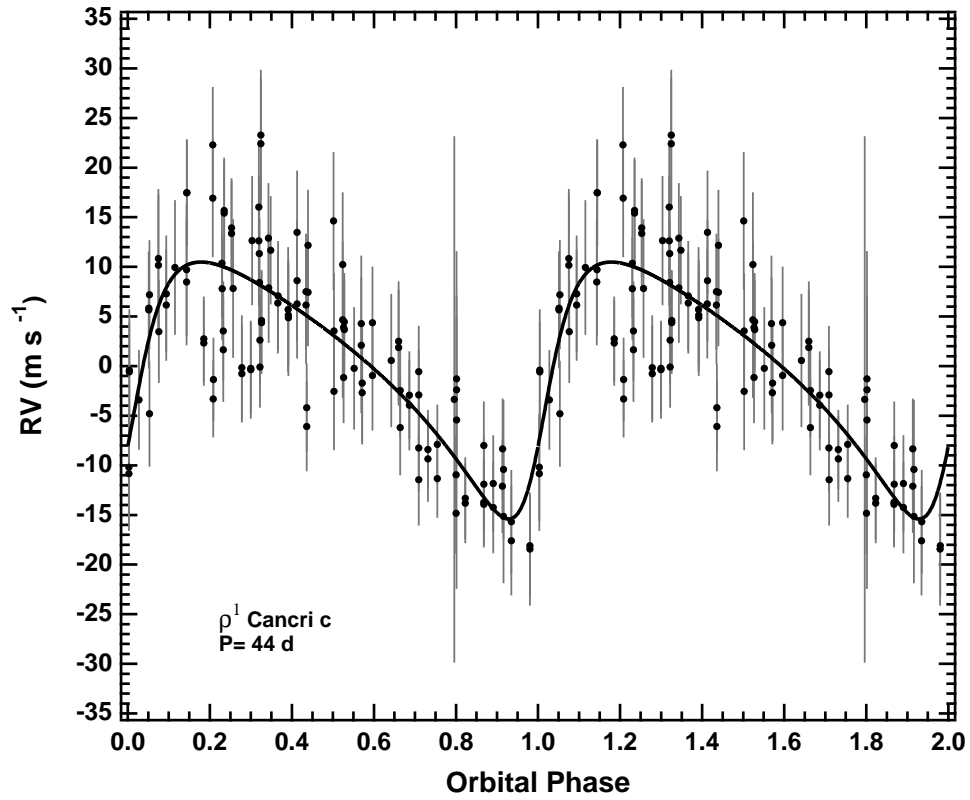


Fig. 2.— The RV orbit of the 44 day ( $\rho^1$  Cancri d) planet is shown with the phased HET data. Two cycles are plotted. The signatures of  $\rho^1$  Cancri b,  $\rho^1$  Cancri d, and  $\rho^1$  Cancri have been subtracted from the observations.

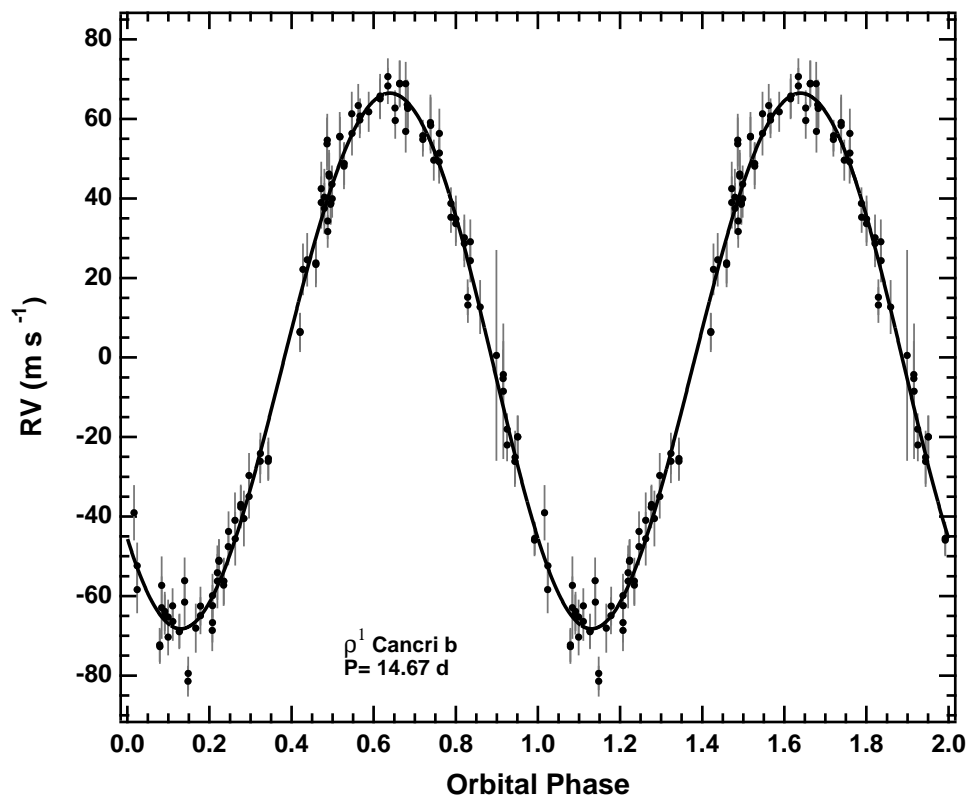


Fig. 3.— The RV orbit of the 14.66 ( $\rho^1$  Cancri b) day planet is shown with the phased HET data.  $\rho^1$  Cancri c,  $\rho^1$  Cancri d, and  $\rho^1$  Cancri e are subtracted from the observations.

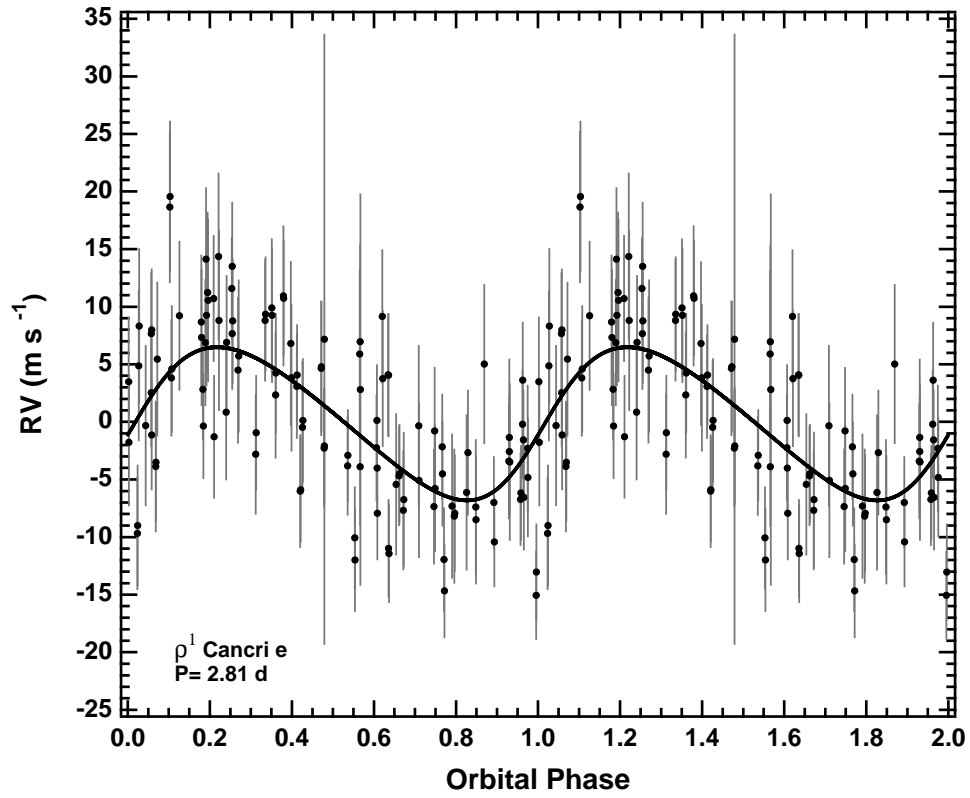


Fig. 4.— The RV orbit of the 2.808 day planet ( $\rho^1$  Cancri e) is shown with the phased HET data. The  $\rho^1$  Cancri b,  $\rho^1$  Cancri d, and  $\rho^1$  Cancri d planets are subtracted from the observations. The rms of the HET residuals in this fit are  $5.4 \text{ m s}^{-1}$ .

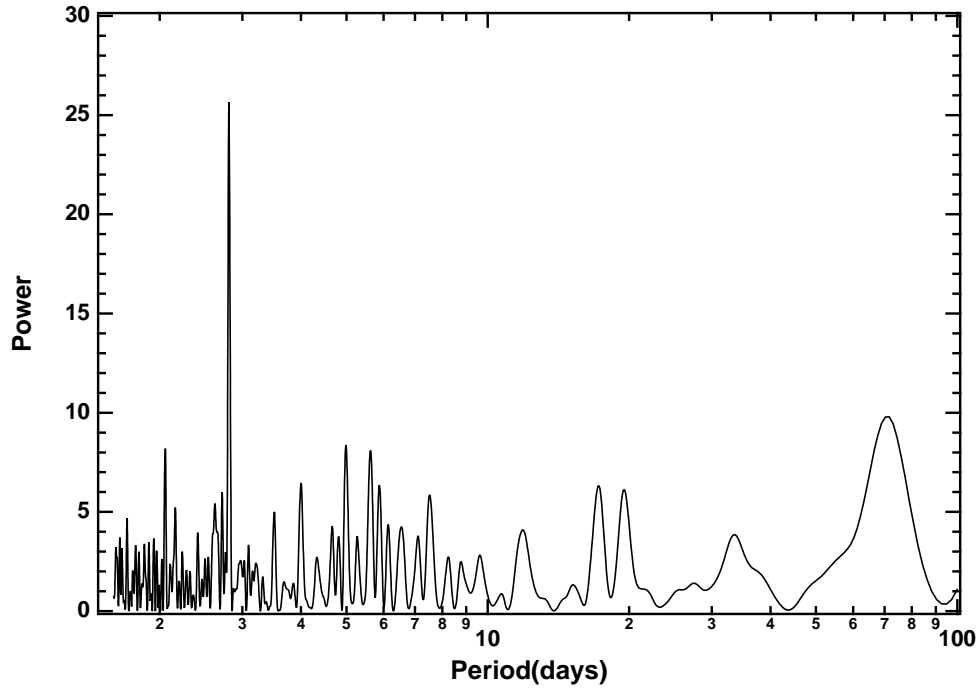


Fig. 5.— Periodogram of the velocity residuals of the HET data, after the orbits of  $\rho^1$  Cancri b,  $\rho^1$  Cancri c, and  $\rho^1$  Cancri d have been subtracted from the original velocities. The peak at 2.808 days has a false alarm probability of  $1.730796e-09$ .

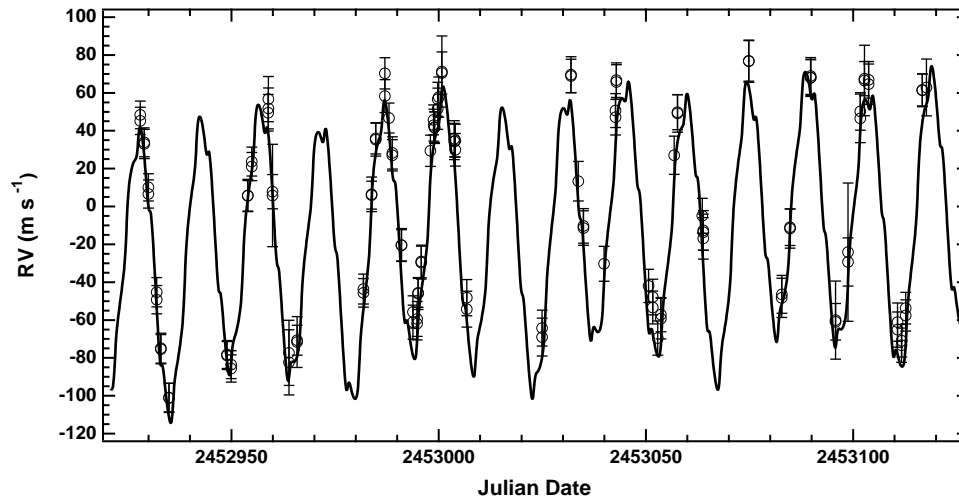


Fig. 6.— The Keplerian RV orbit of the 4 planets (combined) around  $\rho^1$  Cancri is shown with the HET data.



Table 1. Measured Velocities for  $\rho^1$  Cancri

Julian Date	Radial Velocity m s <sup>-1</sup>	Uncertainty m s <sup>-1</sup>
2452927.984100	48.3959	4.42
2452927.986693	45.2119	4.61
2452928.973951	32.9745	4.33
2452928.976555	33.8595	4.00
2452929.976107	10.1059	4.01
2452929.978699	6.6261	3.94
2452931.984181	-45.2546	3.96
2452931.986774	-49.2440	4.07
2452932.966301	-75.3808	4.03
2452932.968894	-74.8830	4.13
2452934.943067	-101.1584	4.35
2452934.945718	-100.9696	4.31
2452948.910722	-78.2418	4.27
2452948.913327	-78.7185	4.30
2452949.920034	-85.5777	3.87
2452949.922639	-83.5420	4.22
2452953.921963	5.5979	4.93
2452953.924579	5.7871	4.59
2452954.905716	23.7456	4.52
2452954.908321	21.0795	4.10
2452958.888656	49.5613	5.51
2452958.893853	56.6997	6.23
2452958.896458	51.7819	6.15
2452959.910350	7.8077	4.47
2452959.912966	5.8177	4.51
2452963.873048	-77.3188	4.35
2452963.875664	-82.3257	4.60
2452965.859597	-71.6258	5.20
2452965.862201	-70.6408	5.88
2452981.832542	-45.6285	5.51

Table 1—Continued

Julian Date	Radial Velocity m s <sup>-1</sup>	Uncertainty m s <sup>-1</sup>
2452981.835147	-43.6642	5.22
2452983.819870	6.0030	5.70
2452983.822475	6.4444	5.14
2452984.824483	35.3138	5.76
2452984.827087	35.9807	5.40
2452987.025269	70.3006	5.51
2452987.027861	58.3073	5.35
2452988.026683	46.7548	5.16
2452988.818139	28.2357	5.88
2452988.820743	27.0745	5.61
2452991.026634	-20.4009	5.34
2452991.029250	-20.5040	5.38
2452993.794697	-55.7202	5.83
2452993.797301	-61.1158	5.95
2452994.789284	-59.4158	5.51
2452994.791889	-61.9043	5.19
2452995.021521	-46.0055	5.32
2452995.024125	-45.6422	5.33
2452995.801048	-29.6404	5.30
2452995.803641	-29.0286	5.00
2452998.021804	29.4389	6.51
2452998.784278	45.7845	7.14
2452998.789811	42.9436	6.40
2452999.012045	41.6519	5.15
2452999.014650	41.9007	5.09
2452999.769043	56.6176	5.55
2452999.771613	51.6558	5.54
2452999.997250	57.7691	5.46
2453000.775776	70.4790	5.09
2453000.778381	71.2492	5.53

Table 1—Continued

Julian Date	Radial Velocity m s <sup>-1</sup>	Uncertainty m s <sup>-1</sup>
2453003.787771	35.7763	5.84
2453003.790375	34.3674	5.94
2453003.999645	34.7542	5.59
2453004.002261	29.9420	5.44
2453006.766660	-54.2333	5.92
2453006.769264	-48.2144	5.84
2453024.931112	-64.2770	7.00
2453024.933716	-68.9715	6.74
2453031.911171	69.6003	7.00
2453031.913775	68.8923	7.09
2453033.683626	13.3570	6.78
2453034.927281	-11.3642	6.37
2453034.931622	-10.2679	6.65
2453039.910567	-30.3113	6.99
2453042.670770	47.1661	6.54
2453042.673376	50.6863	6.76
2453042.883142	65.7295	6.61
2453042.885746	66.7046	6.59
2453050.652384	-41.9300	6.95
2453051.641174	-47.8081	7.29
2453051.643778	-53.3926	7.86
2453052.856436	-69.5633	6.17
2453053.631560	-57.1619	6.84
2453053.634164	-59.2720	6.83
2453056.837680	27.0449	6.72
2453057.620820	49.7831	6.04
2453057.623424	49.1894	5.87
2453063.596764	-4.9079	26.52
2453063.839021	-13.6337	7.29
2453063.841683	-12.6510	8.42

Table 1—Continued

Julian Date	Radial Velocity m s <sup>-1</sup>	Uncertainty m s <sup>-1</sup>
2453063.844287	-16.8885	17.02
2453074.806906	76.7781	5.89
2453074.809510	76.9143	5.71
2453082.782947	-48.3146	5.24
2453082.785551	-46.4042	5.00
2453084.780423	-11.6753	4.92
2453084.783027	-10.9265	5.28
2453089.742959	68.9187	6.29
2453089.758629	67.9285	5.87
2453089.761221	68.1677	5.10
2453095.747987	-60.8753	5.02
2453095.750591	-60.0757	4.92
2453098.760397	-24.0996	5.65
2453098.762954	-29.2928	5.55
2453101.724356	50.2003	4.71
2453101.726960	46.5767	4.79
2453102.719393	66.5337	4.55
2453102.721997	67.5490	4.41
2453103.714695	66.9446	4.61
2453103.717299	64.5939	4.56
2453110.698488	-61.0881	4.45
2453110.701092	-65.0179	4.87
2453111.689262	-73.3320	4.63
2453111.691877	-70.9320	4.87
2453112.687743	-57.5881	4.71
2453112.690347	-53.7139	5.07
2453116.667708	61.5199	6.12
2453116.670312	61.3680	5.03
2453117.697852	62.8956	5.02

