

# Determination of the equation of the state of the Universe using $\sim 0.1$ Hz Gravitational Wave Detectors

Ryuichi TAKAHASHI<sup>1</sup> and Takashi NAKAMURA<sup>2</sup>

<sup>1</sup>*Division of Theoretical Astrophysics, National Astronomical Observatory, Mitaka,  
Tokyo 181-8588, Japan*

<sup>2</sup>*Department of Physics, Kyoto University, Kyoto 606-8502, Japan*

We show that ten(one) years operation of the ultimate DECIGO (DECihertz Interferometer Gravitational wave Observatory) can determine the cosmic equation of the state with such accuracy that 0.06%(3%), 0.08%(4%) and 0.06%(3%) for  $\Omega_m$ ,  $\Omega_w$  and  $w$ , respectively. In more realistic case of practical DECIGO or BBO (Big Bang Observer),  $w$  will be determined within  $\sim 10\%$  by ten years observation assuming the flat universe model. Hence, the DECIGO or BBO will give an independent determination of the cosmic equation of the state.

## §1. Introduction

The laser interferometers begin to search for the astrophysical gravitational wave sources in broad frequency band. For the higher frequency band of  $10 - 10^3$  Hz, the ground-based interferometers such as LIGO, TAMA, VIRGO, GEO are currently in operation, and the next generation of interferometers such as advanced LIGO and LCGT<sup>1)</sup> are planed. For the lower frequency band of  $10^{-4} - 10^{-1}$  Hz, the spaced-based interferometer LISA (the Laser Interferometer Space Antenna)<sup>2)</sup> will be launched in  $\sim 2012$ . To fill the frequency gap between the ground-based detectors and LISA of  $10^{-2} - 10$  Hz, the deci hertz laser interferometer in space is planed to be constructed in  $\sim 2020$ . This detector is called DECIGO (DECihertz Interferometer Gravitational wave Observatory) in Japanese group<sup>3),4)</sup> or BBO (Big Bang Observer) in the NASA SEU 2003 Roadmap "Beyond Einstein".<sup>5)</sup>

The major scientific objectives of the decihertz antenna are:

- The primordial gravitational wave background will be observed, since there are no or little confusion noise from galactic white dwarf binaries around 0.1 Hz.<sup>3),6)</sup>
- $\sim 10^5$  chirp signals of coalescing binary neutron stars and stellar mass black holes per year will be detected. By analysing the signals from these binaries at cosmological distances, it may be possible to determine the expansion rate of the Universe and the equation of state for the dark energy.<sup>3)</sup>
- The merger of intermediate mass black holes ( $10^2 - 10^5 M_\odot$ ) will be observed and hence it is helpful to understand the formation and growth history of super massive black holes.<sup>7)</sup>

In this paper, we investigate the second objective, i.e. the determination of the expansion rate of the Universe by the decihertz gravitational wave detector.

Recently, from the observation of distant supernovae the expansion of the Universe appears to be accelerating at present, which provides the evidence for a non zero cosmological constant or more generally the dark energy with the negative

pressure (see Ref.8) and references therein). In near future, SNAP (the Supernova/Acceleration Probe) will observe  $\sim 2000$  supernovae per year for  $z < 1.7$  and will determine the energy density of the dark energy and its equation of the state with high accuracy (within a few % error).<sup>9)</sup> But the measurement of supernovae might have possible systematic uncertainties such as the dust extinction, the gravitational lensing and the metallicity dependence. Hence it is desirable to determine the nature of the dark energy by an independent method, since the nature of the dark energy is by far the most important to clarify its origin theoretically.

Seto, Kawamura and Nakamura (2001) suggested that the acceleration rate of the Universe will be directly determined by a 10 yr observation of the gravitational wave from a neutron star binary at  $z = 1$ . This is because the phase of the signal from the distant source is modulated due to the cosmic acceleration and this modulation can be measured by using the matched filtering techniques. The host galaxy of the source can be identified by the follow-up observations using electromagnetic wave antennae since the angular resolution of the ultimate DECIGO is a few arcsecond even for the source with  $z \sim 1$ , and hence the source redshift is also determined.<sup>4)\*)</sup> Thus the expansion rate of the Universe (i.e. Hubble parameter  $H(z)$ ) is directly obtained at the source redshift  $z$ .

Following Seto et al.(2001), we evaluate the accuracy of determining the cosmic acceleration rate by the decihertz gravitational wave antenna. We newly include the effects of (1) the number of NS/NS merger events and (2) the various masses and redshifts of the binaries. From the 1st effect, since  $\sim 10^5$  signals of NS/NS binaries will be measured per year, the accuracy of the determination of the cosmic acceleration is  $1/\sqrt{10^5} \sim 10^{-2} - 10^{-3}$  times better than that for a single event. From the 2nd effect, we investigate the dependence of the accuracy on the binary masses ( $0.1 - 10^5 M_\odot$ ) and its redshifts ( $z = 0 - 2$ ).

We adopt  $(\Omega_m, \Omega_\Lambda) = (0.3, 0.7)$  cosmology with the Hubble parameter  $H_0 = 70 \text{kms}^{-1} \text{Mpc}^{-1}$  and use the units of  $c = G = 1$ .

## §2. Basics

### 2.1. Sensitivity of DECIGO/BBO

DECIGO/BBO would consist of three spacecrafts orbiting the sun, in a triangular configuration with separations of  $5 \times 10^4$  km, which is 100 times smaller than that of LISA.<sup>5)</sup> The strain sensitivity of the practical DECIGO or BBO is about 1000 times better than that of LISA (i.e.,  $10^{-23} \text{Hz}^{-1/2}$ ), and acceleration noise is 100 times smaller than that of LISA (i.e.  $3 \times 10^{-17} \text{m s}^{-2} \text{Hz}^{-1/2}$ ). Using the above assumptions and the sensitivity curve of LISA in Ref.11), we plot the sensitivity of practical DECIGO and BBO in Fig.1.<sup>12)</sup> We also show that of LIGO II (or LCGT). The sensitivity of the ultimate DECIGO is 1000 times better than that of the practical DECIGO (i.e.  $h \sim 10^{-27}$  at  $f = 0.1$  Hz), which is determined by the quantum

---

\*) In Ref. 4), the source is at 300Mpc but the sensitivity is  $\sim 1000$  times worse than the ultimate DECIGO. It is possible to predict the source position within an arcminute in Ref.<sup>4)</sup> so that for the source at  $\sim 10 \text{Gpc}$  ( $z \sim 1$ ) the ultimate DECIGO can determine the position within a few arcsecond.

limit sensitivity for a 100 kg mass mirror.<sup>3)</sup> In this paper, we use the sensitivity curve of ultimate DECIGO, to show what we can do ultimately.

## 2.2. Gravitational Waveform of In-spiralling Binary in Accelerating Universe

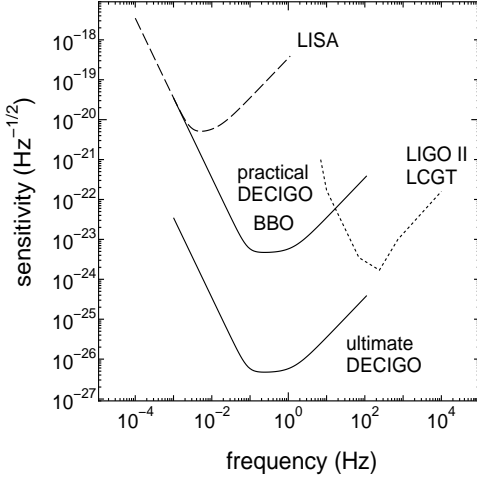


Fig. 1. Sensitivity of DECIGO/BBO.

We consider a binary of mass  $M_{1,2}$  at the redshift  $z$  as the gravitational wave source. As the binary emits the gravitational radiation, its orbital separation decreases to zero. From the Newtonian quadrupole approximation,<sup>13)</sup> the time left till the coalescence is given by,  $\Delta t \equiv t_c - t = 5(8\pi f)^{-8/3} \mathcal{M}_z^{-5/3}$ , where  $t_c$  is a coalescence time,  $f$  is the frequency of the gravitational waves, and  $\mathcal{M}_z = (M_1 M_2)^{3/5} (M_1 + M_2)^{-1/5} (1+z)$  is a redshifted chirp mass.

The time to the coalescence  $\Delta t$  at present is related to that ( $\Delta t_z$ ) at the redshift  $z$  as,<sup>3),14)</sup>

$$\Delta T = \Delta t - X(z)\Delta t^2, \quad (2.1)$$

where  $\Delta T = \Delta t_z(1+z)$  and the second term is the correction term due to the cosmic acceleration. The acceleration parameter  $X(z)$  is defined by,<sup>3)</sup>

$$X(z) = \frac{1}{2} \left[ H_0 - \frac{H(z)}{1+z} \right], \quad (2.2)$$

where  $H(z)$  is the Hubble parameter at  $z$ .  $X$  is rewritten as  $X = (\dot{a}(0) - \dot{a}(z))/2$  where  $a$  is a scale factor and  $\dot{\phantom{x}} = d/dt$ . Thus if  $X(z) > 0$  [ $X(z) < 0$ ],  $\dot{a}(0) > \dot{a}(z)$  [ $\dot{a}(0) < \dot{a}(z)$ ] and the universe is accelerating (decelerating) (see Ref.3)). For the small redshift  $z \ll 1$ ,  $X(z)$  is simply reduced to  $X(z)/H_0 = -(1/2)q_0 z$  where  $q_0$  is the deceleration parameter. The phase of the gravitational wave signal at present is shifted by  $-2\pi f X(z) \Delta t^2$  from Eq.(2.1).

In the frequency domain, the gravitational waveform including the effects of the cosmic acceleration is written as,<sup>3)</sup>

$$\tilde{h}_{\text{acc}}(f) = \tilde{h}(f) e^{i\delta\psi_{\text{acc}}(f)}, \quad (2.3)$$

where the phase correction is  $\delta\psi_{\text{acc}} = -2\pi f X(z) \Delta t^2$  or,

$$\delta\psi_{\text{acc}} = -\frac{25\pi^{-13/3}}{32768} X(z) f^{-13/3} \mathcal{M}_z^{-10/3}. \quad (2.4)$$

$\tilde{h}(f)$  in Eq.(2.3) is the in-spiral waveform and we use the restricted first post-Newtonian approximation. Then, we have  $\tilde{h}(f) = A f^{-7/6} e^{i\psi(f)}$ , where  $A$  is the

amplitude and  $\Psi(f)$  is the phase.<sup>13)</sup> They depend on five parameters: the redshifted chirp mass  $\mathcal{M}_z$ , the reduced mass  $\mu_z = M_1 M_2 (1+z)/(M_1 + M_2)$ , the coalescence time  $t_c$ , the phase  $\phi_c$ , and the luminosity distance to the source  $D_S$ . The amplitude is given by  $A = K(5/96)^{1/2} \mathcal{M}^{5/6} / (\pi^{2/3} D_S)$ , where  $K$  is the constant determined by the inclination of the source, the relative orientation of the source, and the detector. Since the average value of  $K$  is about unity,<sup>15)</sup> we assume  $K = 1$  for the following calculation. The phase  $\Psi(f)$  is a rather complicated function of  $\mathcal{M}_z$ ,  $\mu_z$ ,  $\phi_c$ , and  $t_c$ , which is given in Eq.(3.13) of Cutler & Flanagan (1994).

### 2.3. Parameter Estimation

The signal  $\tilde{h}_{acc}(f)$  in Eq.(2.3) is characterized by six parameters  $\gamma_i = (\mathcal{M}_z, \mu_z, \phi_c, t_c, D_S, X)$ . In the matched filter analysis with the template, these parameters can be determined. We compute the errors in the estimation of these parameters using the Fisher matrix formalism<sup>13),16)</sup> (see also Refs.17)–21)). The variance-covariance matrix of the parameter estimation error  $\Delta\gamma_i$  is given by the inverse of the Fisher information matrix  $\Gamma_{ij}$  as  $\langle \Delta\gamma_i \Delta\gamma_j \rangle = (\Gamma^{-1})_{ij}$ . The Fisher matrix becomes

$$\Gamma_{ij} = 4\text{Re} \int \frac{df}{Sn(f)} \frac{\partial \tilde{h}_{acc}^*(f)}{\partial \gamma_i} \frac{\partial \tilde{h}_{acc}(f)}{\partial \gamma_j}, \quad (2.5)$$

where  $Sn(f)$  is the noise spectrum. We regard  $Sn(f)$  as the instrumental noise of ultimate DECIGO in Fig.1, neglecting the binary confusion noise since there is no or little confusion noise for  $f \gtrsim 0.1$  Hz.<sup>3)</sup> The signal to noise ratio ( $S/N$ ) is given by

$$(S/N)^2 = 4 \int \frac{df}{Sn(f)} \left| \tilde{h}_{acc}(f) \right|^2. \quad (2.6)$$

We integrate the gravitational waveform in Eq.(2.5) and Eq.(2.6) from 1, 3, and 10 yr before the final merging to the cut-off frequency  $f_{cut}$  when the binary separation becomes  $r = 6(M_1 + M_2)$ .

The estimation error  $\Delta\gamma$  simply scales as  $(S/N)^{-1}$  from Eq.(2.5) and Eq.(2.6). Hence the errors for the practical DECIGO or BBO is simply 1000 times larger than that for the ultimate DECIGO (see Fig.1).

### 2.4. Event Rate of NS/NS Coalescence

The estimation error  $\Delta\gamma$  discussed in the previous section is for a single event. But for a number of events the estimation error decreases in proportion to (the number of events)<sup>-1/2</sup>. For this purpose we first estimate the event rate of NS/NS coalescence.

The NS/NS merger rate between the redshift ( $z, z + dz$ ) is written as,

$$\frac{dN}{dz} = 4\pi n_0 \frac{r(z)^2}{H(z)} \quad (2.7)$$

where  $r(z)$  is the comoving distance and  $n_0$  is the comoving number density of the NS/NS merger rate per year. Here, we assume that the comoving merger rate  $n_0$  is constant. We choose  $n_0$  so that 1 event per year could be observed within 60 Mpc from recent studies,<sup>22),23)</sup> and hence we set  $n_0 = 1 \times 10^{-6} \text{Mpc}^{-3} \text{yr}^{-1}$ .

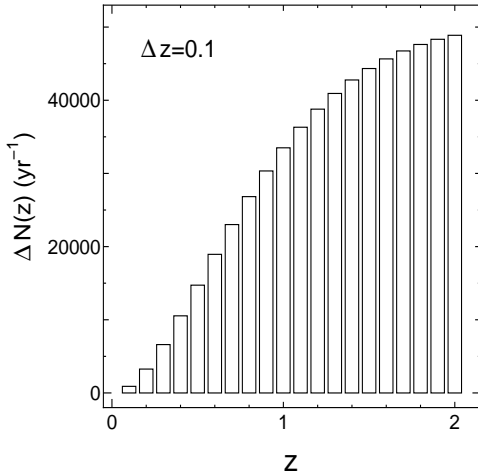


Fig. 2. The NS/NS merger rate per year for  $\Delta z = 0.1$  bin.

1 yr observation before the coalescence. We find that the signal-to-noise ratio is  $\sim 2 \times 10^4 (H_0 D_S)^{-1}$ , where  $D_S$  is the luminosity distance to the source. Fig.3 is the acceleration parameter  $X(z)$  in Eq.(2.2) as a function of  $z$ . The solid line is the case of  $\Lambda$ CDM cosmology ( $h = 0.7, \Omega_m = 1 - \Omega_\Lambda = 0.3$ ). The filled circles and the error bars are the mean values of  $X(z)$  and the estimation errors  $(\Delta X/H_0)/(\Delta N)^{1/2}$  in  $\Delta z = 0.1$  bins. Thus, the cosmic acceleration rate at  $z = 0 - 2$  will be directly determined by 1 yr observation of the ultimate DECIGO. We note that the Hubble parameter  $H(z)$  is also measured by using Eq.(2.2) :  $H(z) = (1 + z)[H_0 - 2X(z)]$  for the given  $H_0$  by another method.

Fig.4 is similar to Fig.3, but the relative estimation errors  $(\Delta X/X)/(\Delta N)^{1/2}$  are shown for various observational period 1,3 and 10 yr. The errors are the smallest at  $z \sim 0.5$  because  $X(z)$  is the largest there (see Fig.3). The errors are  $\approx 0.1$  ( $10^{-3}$ ) for 1 (10) yr observation. In the matched filtering analysis, the phase modulation  $\delta\psi_{\text{acc}}$  in Eq.(2.4) is roughly measured to an accuracy  $\approx (S/N)^{-1}$ . Hence the relative error  $(\Delta X/X)/(\Delta N)^{1/2}$  is estimated as

$$\frac{\Delta X}{X} \frac{1}{\sqrt{\Delta N}} \approx 0.02 \left( \frac{X/H_0}{0.05} \right)^{-1} \left( \frac{f}{0.1\text{Hz}} \right)^{-1} \left( \frac{\Delta t}{1\text{yr}} \right)^{-2} \left( \frac{S/N}{10^4} \right)^{-1} \left( \frac{\Delta N}{10^4} \right)^{-1/2}. \quad (3.1)$$

The above estimation is roughly consistent with the results in Fig.4. The errors are proportional to  $\Delta t^{-2}$  as shown in Eq.(3.1). For the high redshift  $z \gtrsim 1$  the error is large, since both  $S/N$  and  $X(z)$  become small.

Fig.5 is the same as Fig.4, but as a function of the binary mass with the fixed redshift of  $z = 1$ . The left panel is for the equal mass binary, and the right panel is for the unequal mass binary with the fixed companion masses  $M_1 = 10^3, 10^4$  and  $10^5 M_\odot$ . We assume that the event rate  $\Delta N$  for the various mass binaries ( $10^{-1} - 10^5 M_\odot$ ) is

In Fig.2, the merger rate per redshift bin  $\Delta z = 0.1$ ,  $\Delta N \equiv (dN/dz)\Delta z$ , is shown. Since the ultimate DECIGO could observe the NS/NS binaries at cosmological distances ( $z \sim 1$ ) with high S/N  $\sim 10^4$ , the NS/NS merger will be observed  $10^{4-5}$  events per year from Fig.2. Thus, the estimation error  $\Delta\gamma$  is  $1/\sqrt{\Delta N}$  ( $\sim 10^{-2}$  or  $10^{-3}$ ) times better than that for a single event.

### §3. Results

We show the estimation error of the cosmic acceleration parameter  $X(z)$  in Eq.(2.2) at  $z = 0 - 2$ . We consider the mergers of NS/NS binaries ( $M_{1,2} = 1.4M_\odot$ ) as the sources detected by the ultimate DECIGO. We assume

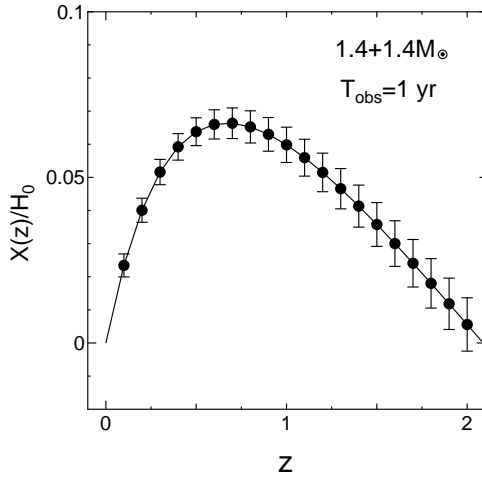


Fig. 3. The acceleration parameter  $X(z)$  (in Eq.(2.2)) as a function of redshift. The solid line is the case of  $\Lambda$ CDM cosmology ( $h = 0.7, \Omega_m = 1 - \Omega_\Lambda = 0.3$ ). The filled circles and the error bars are the mean values of  $X(z)$  and the estimation errors  $(\Delta X/H_0)/(\Delta N)^{1/2}$  for NS/NS binaries ( $M_{1,2} = 1.4M_\odot$ ) in  $\Delta z = 0.1$  bins. We evaluate for 1 yr observation before coalescence by the ultimate DECIGO.

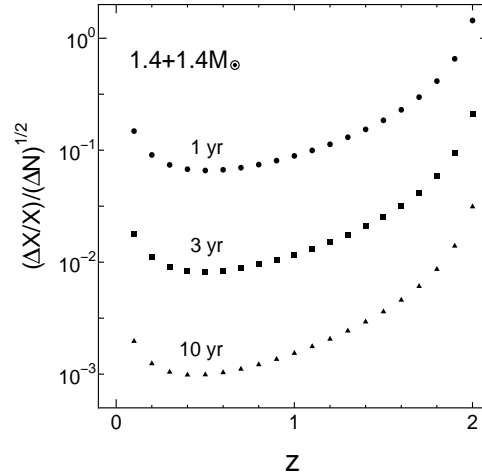


Fig. 4. Similar to Fig.3, but the relative estimation errors  $(\Delta X/X)/(\Delta N)^{1/2}$  are shown for various observational period 1,3 and 10 yr.

the same as for the NS/NS binary for simplicity. In the left panel, the errors are the smallest at a few  $M_\odot$  mass, because the frequency at 1–10 yrs before the coalescence is near 0.1 Hz for these mass range and DECIGO/BBO is the most sensitive there. For a larger mass binary  $M_{1,2} \gtrsim 10^2 M_\odot$ , though  $S/N$  is larger than that for NS/NS binary ( $1.4 + 1.4M_\odot$ ), the frequency is shifted to the lower one ( $< 0.1$  Hz) so that the errors become large because DECIGO/BBO is less sensitive there. In the right panel, the observational period is fixed with  $\Delta t = 3$  yr but the result simply scales as  $(\Delta t/3\text{yr})^{-2}$  from Eq.(3.1). For  $M_1 = 10^3$  and  $10^4 M_\odot$ , the errors are small for the smaller companion masses, and the reason is the same as in the left panel. For  $M_1 = 10^5 M_\odot$  with the smaller companion mass ( $M_2 \lesssim 10M_\odot$ ), the  $S/N$  is small and hence the error is large.

Finally, we discuss the estimation errors of the parameters of the dark energy by the ultimate DECIGO. The dark energy is usually characterized by its equation of state  $w(z) = P_w(z)/\rho_w(z)$  where  $P_w(z)$  is the pressure and  $\rho_w(z)$  is the energy density. In the cosmology with the dark energy, the Hubble parameter at  $z$  is written as

$$H(z) = H_0 \left[ \Omega_m(1+z)^3 + (1 - \Omega_m - \Omega_w)(1+z)^2 + \Omega_w \exp \left\{ 3 \int_0^z dz' \frac{1+w(z')}{1+z'} \right\} \right]^{1/2}, \quad (3.2)$$

where  $\Omega_w$  is the density parameter of the dark energy. Note here that no assumption

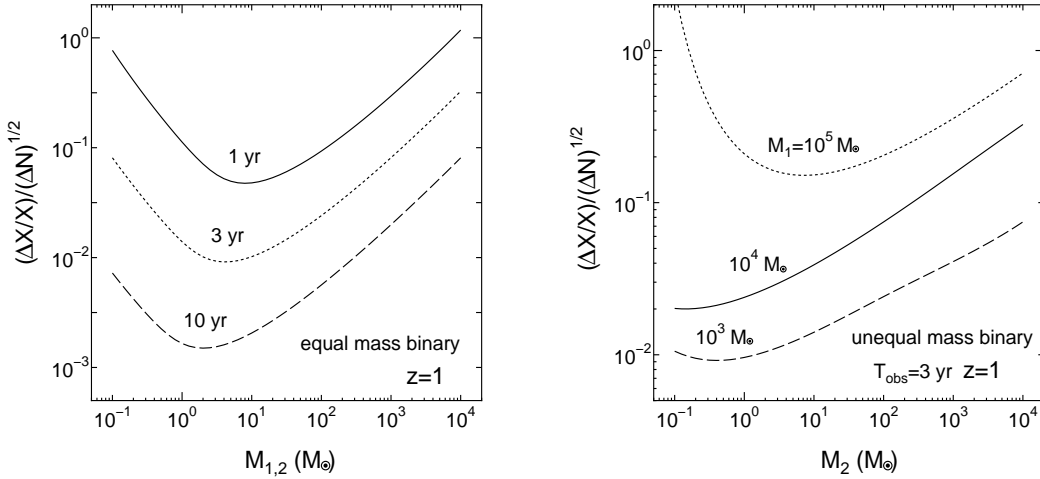


Fig. 5. Same as Fig.4, but as a function of the binary mass with the fixed redshift  $z = 1$ . The left panel is shown for the equal mass binary, and the right panel is shown for the unequal mass binary ( $M_1 = 10^3, 10^4$  and  $10^5 M_\odot$ ). In right panel, the observational period is fixed with 3 yr.

on the curvature of the universe is made. We use the conventional first order expansion of  $w(z)$  as  $w(z) = w_0 + w_1 z$  where  $w_0$  and  $w_1$  are constants. Then the exponential in Eq.(3-2) is rewritten as  $(1+z)^{3(1+w_0-w_1)} e^{3w_1 z}$ . We calculate the estimation errors of four parameters ( $\Omega_m, \Omega_w, w_0, w_1$ ) instead of the acceleration parameter  $X(z)$  by inserting Eq.(3-2) into Eq.(2-2). We use the signal from all the NS/NS binaries at  $z = 0 - 2$  in Fig.2.

obs. period	$\Delta\Omega_m/\Omega_m$	$\Delta\Omega_w/\Omega_w$	$\Delta w_0$	$\Delta w_1$
(a) $w(z) = w_0$				
1 yr	0.030	0.038	0.031	—
3 yr	$4.2 \times 10^{-3}$	$5.3 \times 10^{-3}$	$4.3 \times 10^{-3}$	—
10 yr	$6.3 \times 10^{-4}$	$7.6 \times 10^{-4}$	$5.9 \times 10^{-4}$	—
(b) $w(z) = w_0 + w_1 z$				
1 yr	0.21	0.62	0.37	0.81
3 yr	0.029	0.086	0.051	0.11
10 yr	$4.2 \times 10^{-3}$	0.012	$7.3 \times 10^{-3}$	0.016

Table I. The estimation errors of cosmological parameters ( $\Omega_m, \Omega_w, w_0, w_1$ ) for various observational period (1, 3, 10 yr). The upper part is for (a) a constant  $w$  (i.e.  $w = w_0$ ), and the lower part is for (b) a variable  $w$  (i.e.  $w = w_0 + w_1 z$ ). We use the sources of all the NS/NS binaries at  $z = 0 - 2$ .

In Table I, the results are shown for various observational periods i.e., 1, 3 and 10 yrs. The upper part is for (a) a constant  $w$  (i.e.  $w = w_0$ ), and the lower part is for (b) a variable  $w$  (i.e.  $w = w_0 + w_1 z$ ). The results are shown for the cosmological parameters  $(\Omega_M, \Omega_w, w_0, w_1) = (0.3, 0.7, -1, 0)$ . From the upper part of Table I, these parameters  $(\Omega_m, \Omega_w, w_0)$  are determined within a few percent by 1 yr observation, which is comparable to the expected accuracy from SNAP satellite.<sup>9)</sup> We found that for the sources of small redshift ( $z \lesssim 0.5$ ) the parameters are not well

obs. period	$\Delta\Omega_w/\Omega_w$	$\Delta w_0$	$\Delta w_1$
(a) $w(z) = w_0$			
1 yr	$1.4 \times 10^{-3}$	$5.8 \times 10^{-3}$	—
3 yr	$1.9 \times 10^{-4}$	$8.0 \times 10^{-4}$	—
10 yr	$2.9 \times 10^{-5}$	$1.1 \times 10^{-4}$	—
(b) $w(z) = w_0 + w_1 z$			
1 yr	$6.6 \times 10^{-3}$	$7.3 \times 10^{-3}$	0.058
3 yr	$9.4 \times 10^{-4}$	$9.6 \times 10^{-4}$	$8.0 \times 10^{-3}$
10 yr	$1.4 \times 10^{-4}$	$1.2 \times 10^{-4}$	$1.1 \times 10^{-3}$

Table II. Same as Table I, but for flat universe model ( $\Omega_m + \Omega_w = 1$ ).

determined because these parameters are degenerate. But including the sources of high redshift ( $z \gtrsim 1$ ), the degeneracy is resolved and these cosmological parameters are well determined.

Table II is the same as Table I, but assuming the flat universe model ( $\Omega_m + \Omega_w = 1$ ) suggested from the cosmic microwave background (CMB) observation by WMAP.<sup>10)</sup> The results are about 10 times better than that in Table I.

We comment on the results for practical DECIGO or BBO. The errors by using these detectors are 1000 times larger than the results in the previous figures (Figs.3 to 5) and tables (Table I and II). But since the errors are proportional to  $\Delta t^{-2}$  ( $\Delta t$  is the observational period) from Eq.(3-1), the cosmic acceleration could be measured with large observational period  $\Delta t \gtrsim 10$  yr. In fact, the parameters ( $\Omega_m, w_0$ ) will be determined within (3%, 10%) by 10 yr observation of practical DECIGO/BBO from Table II (a).

#### §4. Conclusion

We have discussed the possibility of the direct measurement of the cosmic acceleration by using the decihertz gravitational wave detector. We take the binary of mass  $0.1 - 10^5 M_\odot$  at redshift  $z = 0 - 2$  as the source measured by the ultimate DECIGO. Following the previous paper,<sup>3)</sup> we newly include the effects of (1) the number of the sources and (2) the various masses and redshifts of the sources. We found that the expansion rate of the Universe (i.e. Hubble parameter) at  $z = 0 - 2$  is directly determined within  $\sim 10\%$  (0.1%) for 1 (10) yr observation by the ultimate DECIGO. The equation of state of the dark energy  $w$  is determined within  $\sim 3\%$  (0.06%) for 1 (10) yr observation. Even for practical DECIGO or BBO,  $w$  will be determined within  $\sim 10\%$  by 10 yr observation assuming the flat universe model. Hence the DECIGO or BBO will determine the nature of the dark energy with high accuracy independently from the other cosmological tests such as SNAP, CMB observations.

#### Acknowledgements

We would like to thank Peter Bender, Bernard Schutz, and Naoshi Sugiyama for useful comment and discussions. This work was supported in part by a Grant-in-Aid



for the 21st Century COE “Center for Diversity and Universality in Physics” and also supported by Grant-in-Aid for Scientific Research of the Japanese Ministry of Education, Culture, Sports, Science and Technology, No.14047212 (TN), and No.14204024 (TN).

### References

- 1) See <http://www.icrr.u-tokyo.ac.jp/gr/gre.html>
- 2) See <http://lisa.jpl.nasa.gov/>
- 3) N. Seto, S. Kawamura, and T. Nakamura, *Phys. Rev. Lett.* **87** (2001), 221103.
- 4) R. Takahashi and T. Nakamura, *Astrophys. J. Lett.* **596** (2003), 231.
- 5) See <http://universe.gsfc.nasa.gov/be/roadmap.html>
- 6) C. Ungarelli and A. Vecchio, *Phys. Rev. D* **63** (2001), 064030.
- 7) P. Bender, *Class. Quantum Grav.* **21** (2004), S1203.
- 8) A. Riess et al., *Astrophys. J.* **607** (2004), 665.
- 9) G. Aldering et al., [astro-ph/0405232](http://arxiv.org/abs/astro-ph/0405232) (2004).
- 10) D. Spergel et al., *Astrophys. J. Suppl. Ser.* **607** (2003), 665.
- 11) L. Barack and C. Cutler, *Phys. Rev. D* **69** (2004), 082005.
- 12) S. Larson, W. Hiscock, and R. Hellings, *Phys. Rev. D* **62** (2000), 062001.
- 13) C. Cutler and E. Flanagan, *Phys. Rev. D* **49** (1994), 2658.
- 14) A. Loeb, *Astrophys. J. Lett.* **499** (1998), 111.
- 15) L. Finn and D. Chernoff, *Phys. Rev. D* **47** (1993), 2198.
- 16) L. Finn, *Phys. Rev. D* **46** (1992), 5236.
- 17) C. Cutler, *Phys. Rev. D* **57** (1998), 7089.
- 18) S. Hughes, *Mon. Not. R. Astron. Soc.* **331** (2002), 805.
- 19) T. Moore and R. Hellings, *Phys. Rev. D* **65** (2002), 062001.
- 20) N. Seto, *Phys. Rev. D* **66** (2002), 122001.
- 21) A. Vecchio, *Phys. Rev. D* in press ([astro-ph/0304051](http://arxiv.org/abs/astro-ph/0304051)).
- 22) M. Burgay et al., *Nature* **426** (2003), 531.
- 23) V. Kalogera et al., *Astrophys. J. Lett.* **601** (2004), 179.