

Star Formation in Clusters

By SØREN S. LARSEN

ESO / ST-ECF, Karl-Schwarzschild Strasse 2, D-85748 Garching bei München, Germany

The Hubble Space Telescope is very well tailored for observations of extragalactic star clusters. One obvious reason is HST's ability to recognize clusters as extended objects and measure sizes out to distances of several Mpc. Equally important is the wavelength range offered by the instruments on board HST, in particular the blue and near-UV coverage which is essential for age-dating young clusters. HST observations have helped establish the ubiquity of young massive clusters (YMCs) in a wide variety of star-forming environments, ranging from dwarf galaxies and spiral disks to nuclear starbursts and mergers. These YMCs have masses and structural properties similar to those of old globular clusters in the Milky Way and elsewhere, and the two may be closely related. Several lines of evidence suggest that a large fraction of all stars are born in clusters, but most clusters disrupt rapidly and the stars disperse to become part of the field population. In most cases studied to date the luminosity functions of young cluster systems are well fit by power-laws $dN(L)/dL \propto L^{-\alpha}$ with $\alpha \approx 2$, and the luminosity of the brightest cluster can (with few exceptions) be predicted from simple sampling statistics. *Mass* functions have only been constrained in a few cases, but appear to be well approximated by similar power-laws. The absence of any characteristic mass scale for cluster formation suggests that star clusters of all masses form by the same basic process, without any need to invoke special mechanisms for the formation of "massive" clusters. It is possible, however, that special conditions *can* lead to the formation of a few YMCs in some dwarfs where the mass function is discontinuous. Further studies of mass functions for star clusters of different ages may help test the theoretical prediction that the power-law mass distribution observed in young cluster systems can evolve towards the approximately log-normal distribution seen in old globular cluster systems.

1. Introduction

The wide range of topics covered in this volume — *from planets to cosmology* — bear testimony to the fact that the capabilities offered by Hubble remain unique for many purposes, in spite of much recent progress in competing technologies such as ground-based adaptive optics. For studies of extragalactic stellar populations, the combination of relatively wide-field imaging at diffraction limited resolution even in the optical and near-UV offered by HST is invaluable, and will remain unsurpassed for the foreseeable future. HST has contributed much to our understanding of star formation in clusters, both in a Galactic and extragalactic context. Rather than attempting to cover everything, I will concentrate mainly on star clusters beyond the Local Group, partly because that is what I am most familiar with, and partly because Local Group galaxies are covered elsewhere in this volume (Grebel). Much of the work on young clusters done in the first decade of HST's lifetime has been reviewed by Whitmore (2003), and although some overlap is unavoidable the main aim of this review is to discuss more recent results and try to look ahead.

HST has had a tremendous impact on the field of extragalactic star clusters almost since the day it was launched. Some major ground-breaking discoveries were, in fact, made even prior to the 1993 repair mission. Young star clusters had been identified in a few galaxies other than the Milky Way prior to HST, including most Local Group members and a few galaxies slightly beyond the Local Group. But with HST it became possible to undertake systematic surveys in larger samples of galaxies and better characterize the properties of young clusters in different environments. Ground-based capabilities have also evolved during the lifetime of HST, of course. Larger-format CCD detectors with

excellent blue and UV quantum efficiency have become available, a better understanding of “dome” seeing has led to improved image quality, and 8–10 m ground-based telescopes have made it possible to obtain high-quality spectra of faint objects detected in HST images.

2. Why star clusters?

While star clusters have been the subject of substantial interest for many years, it may be worth recalling some of the main motivations for studying them.

First, there are a number of problems which make clusters interesting in their own right. These involve both their formation, subsequent dynamical evolution and ultimate fate. At first glance, clusters appear deceptively simple: they are aggregations of a few hundred to about a million individual stars, generally constituting a gravitationally bound system (although the latter may not be true for some of the youngest systems). Yet, constructing realistic models of their structure and dynamical evolution has proven to be a major challenge, and it is only now becoming possible to carry out reasonably realistic N-body simulations including the effects of stellar evolution, external gravitational fields, and the rapidly varying gravitational potential in the early phases of cluster evolution during which gas is expelled from the system (Joshi et al. 2000; Giersz 2001; Kroupa & Boily 2002). The models must be tested observationally, and HST data currently represent the only way to reliably measure structural parameters for extragalactic star clusters.

Second, there is growing evidence that a significant fraction of all stars form within clusters, although only a small fraction of these stars eventually end up in *bound* clusters (Lada & Lada 2003; Fall 2004). Therefore, the problem of understanding *star* formation is intimately linked to that of understanding *cluster* formation, and a theory of one cannot be complete without the other. It is of interest to investigate how the properties of star clusters might depend on environment, as this might provide important clues to any differences in the star formation process itself. In particular, HST has made important contributions towards establishing the presence of “young massive clusters” (YMCs[†]) in a variety of environments, which appear very similar to young versions of the old *globular* clusters which are ubiquitous around all major galaxies. Globular cluster formation was once thought to be uniquely related to the physics of the early Universe (e.g. Peebles & Dicke 1968; Fall & Rees 1985) but it now seems to be an ongoing process which can be observed even at the present epoch.

Third, star clusters are potentially very useful as tracers of the stellar populations in their host galaxies. Clusters can be identified and studied at much greater distances than individual stars. In most cases, they are composed of stars which, to a very good approximation, formed at the same time and have the same metallicity. This is in contrast to the integrated light from the galaxies, which may originate from an unknown mix of stellar populations with different ages and metallicities. Although the effects of stellar evolution alone cause a cluster to fade by 5-6 magnitudes (in *V*-band) over 10 Gyrs (Bruzual & Charlot 2003), it is in principle possible to detect clusters which have formed during the entire lifetime of galaxies, out to distances of several Mpc. In particular, *globular clusters* have been used extensively in attempts to constrain the star formation histories of early-type galaxies.

[†] Also known as “super star clusters”, “populous clusters” or “young globular clusters”.

3. HST and Extragalactic Star Clusters

HST is almost ideally tailored for studies of extragalactic star clusters. Three main reasons for this are:

- Angular resolution: clusters typically have half-light radii of 2–4 pc (see Section 5), and can thus be recognized as extended objects out to distances of 10–20 Mpc with the $\sim 0''.05$ resolution offered by WFPC2 or ACS. With careful modeling of the point spread function (PSF) this limit may be pushed even further.
- Field size: At 10 Mpc, the ACS $200'' \times 200''$ field-of-view corresponds to about 10 kpc \times 10 kpc, making it possible to cover a significant fraction of a typical galaxy in a single pointing.
- Spectral range: For studies of young stellar populations, optical and near-UV spectral coverage is essential, as discussed below.

There is currently no alternative to HST on the horizon which offers a similar combination of capabilities. The *James Webb Space Telescope* (JWST), while offering vastly improved efficiency in the IR, will offer no significant gain in resolution over HST, and will be limited to longer wavelengths. Ground-based adaptive optics (AO) can provide similar, or even better resolution than HST, but only within a small ($\sim 20''$) isoplanatic field of view. Furthermore, AO lacks the stable PSF of HST which is critical for many purposes (e.g. when measuring structural parameters for star clusters at the limit of the resolution), and is in any case limited to the IR (at least for now). The GALEX mission offers wide-field UV imaging, but with a spatial resolution that is inferior by far to that of HST (about $5''$).

The need for optical and near-UV imaging in particular deserves some additional comments. Figure 1 shows simple stellar population (SSP) model calculations (Bruzual & Charlot 2003) for the evolution of the $U-B$, $B-V$ and $V-K$ broad-band colors of a single-burst stellar population. The models are shown for metallicities $Z = 0.02$ (Solar) and $Z = 0.004$ between ages of 10^6 years and 10^{10} years. As seen from the figure, the $U-B$ color is an excellent age indicator in the range from 10^7 to a few times 10^8 years, increasing by more than 0.5 mag and with little metallicity dependence over this age range. The $B-V$ color, in contrast, remains nearly constant over the same age range, and offers little leverage for age determinations. In practice, there are complicating problems such as dust extinction, which in general will make it difficult to obtain accurate age estimates from a single color. Using a combination of two colors, such as $U-B$ and $B-V$, will make it possible to constrain both age and reddening, while at the same time being relatively insensitive to metallicity effects. The relation between age and location of a cluster in the $(U-B, B-V)$ two-color plane has been calibrated with clusters in the Large Magellanic Cloud through the so-called ‘S’-sequence (Elson & Fall 1985; Girardi et al. 1995). For ages younger than about 10^7 years, line emission becomes important (Anders & Fritze-v. Alvensleben 2003), while the age-metallicity degeneracy (Worthey 1994) becomes a difficulty at older ages. A more recent discussion of photometric age indicators, with emphasis on the importance of blue and UV data, is in Anders et al. (2004b). Use of e.g. the $V-K$ color can help put further constraints on the metallicity and may also help constrain the ages of stellar populations in the range ~ 200 Myr to ~ 500 Myr (Maraston et al. 2002), although the models are more uncertain and depend strongly on the stellar evolutionary tracks used in the construction of the SSP models (Girardi 2000).

High-resolution, wide-field imaging in the blue and/or UV will be especially important for attempts to constrain not only the luminosity function, but also the mass function of clusters. For a long time, WFPC2 was the “workhorse” on HST, and it remains the only wide-field imager on board HST with U -band imaging capability. However, the sensitivity

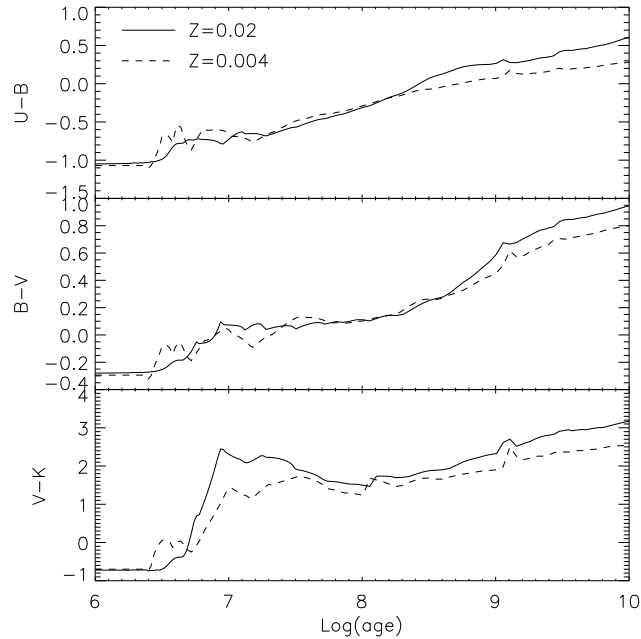


FIGURE 1. Evolution of broad-band colors as a function of age and metallicity according to Bruzual & Charlot (2003) simple stellar population models.

of WFPC2 in the U -band is rather low and the detectors are steadily degrading. The *Wide Field Camera 3*, with its panchromatic coverage, would be an ideally suited instrument for such studies.

4. Setting the stage: early developments

Even within the Local Group, it has long been known that the traditional distinction between open and globular clusters that can be applied fairly easily in the Milky Way breaks down in some other galaxies. The classical example is the “blue globular” clusters in the Large Magellanic Cloud, which are not easily classified as either open or globular clusters. The most massive of these objects have masses up to $\sim 10^5 M_\odot$ (Elson & Fall 1985; Fischer et al. 1992; Richtler 1993; Hunter et al. 2003) similar to the median mass of old globular clusters and about an order of magnitude more massive than any young open cluster known in the Milky Way. Yet, these objects have young ages, and are still being produced today by the LMC. Similar clusters have been found in M33 (Christian & Schommer 1982,1988).

A good indication of the status of research in extragalactic young star clusters shortly prior to HST is provided by Kennicutt & Chu (1988; hereafter KC88). These authors compiled observations of what they refer to as “young populous clusters” (PCs) in 14 galaxies for which data was available at that time. Half of the galaxies studied by KC88 were Local Group members (Milky Way, LMC, SMC, M33, M31, NGC 6822 and IC 1613). As noted by KC88, a severe difficulty in comparing observations of PCs in different galaxies, made by different authors, is the widely variable completeness of the surveys, and the different definitions of such clusters. KC88 adopted a (somewhat arbitrary) definition of a young PC as an object with an estimated mass $> 10^4 M_\odot$ and a color

$B-V < 0.5$. They noted a conspicuous deficiency of populous clusters in the Milky Way and M31, the two only large Sb/Sbc-type spirals in the sample, and suggested that this might be linked to the deficiency of giant HII regions in the same two galaxies. By comparing the relative numbers of PCs and giant HII regions in their sample of galaxies, KC88 concluded that PCs may indeed form inside such regions, but not all giant HII regions produce bound clusters. This is very much in line with recent indications that only a small fraction of star clusters of *any* mass remain bound (Fall 2004). The galaxies which did contain PCs were all late-type, though not *all* late-type galaxies were found to contain PCs. A significant exception is the Local Group dwarf irregular IC 1613, which contains few if any star clusters at all (van den Bergh 1979; Hodge 1980) in spite of some on-going star formation. The near-absence of star clusters in IC 1613 may be as important a clue to the nature of the cluster formation process as the abundant cluster systems in starbursts and merger galaxies (Section 5).

To a large extent, research in old globular clusters (GCs) remained detached from that of YMCs until fairly recently. It was well-known that early-type galaxies typically have many more GCs per unit host galaxy luminosity (Harris & van den Bergh 1981) than spirals and irregulars, a fact that was recognized as a problem for the idea that early-type galaxies form by mergers of gas-rich spirals (van den Bergh 1982). Schweizer (1987) proposed that this problem might be solved if new GCs form *during* the merger. This idea was further explored by Ashman & Zepf (1992), who predicted that the resulting merger product should contain two distinct GC populations: one metal-poor population inherited from the progenitor galaxies, and a new metal-rich population formed in the merger. The two GC populations should be identifiable in the color distributions of the resulting GC systems. Two highly influential discoveries soon followed: Bimodal color distributions were discovered in several GC systems around early-type galaxies (Zepf & Ashman 1993; Secker et al. 1995; Whitmore et al. 1995), and highly luminous, compact young star clusters were found in ongoing or recent mergers like the Antennae and NGC 7252 (Whitmore et al. 1993; Whitmore & Schweizer 1995). In retrospect, it had already been known for a long time that even the metallicity distribution of the Milky Way GC system is strongly bimodal (Zinn 1985). The mean metallicities of the two modes in the Milky Way are in fact quite similar to those seen in early-type galaxies. The Milky Way is unlikely to be the result of a major merger, and there are also other indications that not all properties of GC systems in early-type galaxies can be explained by a naive application of the merger model. Alternative scenarios have later been put forward to explain the presence of multiple GC populations (e.g. Forbes et al. 1997; Côté et al. 1998), but it is beyond the scope of this paper to discuss any of these in detail. Comprehensive discussions can be found e.g. in Harris (2001) and Kissler-Patig (2000). Nevertheless, the discovery of young globular cluster-like objects in ongoing mergers was a tantalizing hint that it might be possible to study the process of globular cluster formation close-up at the present epoch, and not just from the fossil record.

5. Extragalactic Star Clusters in Different Environments

Tables 1–5 are an attempt to collect a reasonably complete list of galaxies where YMCs have been identified (until ~May 2004), along with some pertinent references. For each galaxy, the main facilities used for the observations are listed, although in many cases it is impossible to give a comprehensive listing. Standard abbreviations (ACS, FOC, GHRS, STIS, NICMOS, WFPC, WFPC2) are used for HST instruments. Other abbreviations are WIYN (Wisconsin Indiana Yale NOAO 3.5 m), UKIRT (United Kingdom Infra-Red Telescope), NTT (ESO 3.5 m New Technology Telescope), CFHT (3.6 m Canada-France

Galaxy	Instrument	References
NGC 3125	STIS	Chandar et al. (2004)
NGC 3310*	FOC, WFPC2, NICMOS	Meurer et al. (1995), de Grijs et al. (2003a)
NGC 3991*	FOC	Meurer et al. (1995)
NGC 4670*	FOC	Meurer et al. (1995)
NGC 5253*	STIS, WFPC2, FOC	Maíz-Apellániz (2001), Tremonti et al. (2001), Harris et al. (2004), Turner & Beck (2004), Vanzi & Sauvage (2004), Meurer et al. (1995)
NGC 6745	WFPC2	de Grijs et al. (2003a)
NGC 7469	NICMOS	Scoville et al. (2000)
NGC 7673*	WIYN, WFPC2	Homeier & Gallagher (1999), Homeier et al. (2002)
IC 883	NICMOS	Scoville et al. (2000)
M 82	Pal 200-inch, WFPC, WFPC2	van den Bergh (1971), O’Connell et al. (1995), de Grijs et al. (2003b)
TOL1924-416*	FOC	Meurer et al. (1995)
Zw 049.057	NICMOS	Scoville et al. (2000)
VII Zw 031	NICMOS	Scoville et al. (2000)
IR 15250+3609	NICMOS	Scoville et al. (2000)
IR 17208-0014	NICMOS	Scoville et al. (2000)
NGC 1614	NICMOS, UKIRT	Alonso-Herrero et al. (2001a), Kotilainen et al. (2001)
NGC 7714	UKIRT JHK	Kotilainen et al. (2001)

TABLE 1. Observations of young star clusters in starburst galaxies.

Hawaii Telescope), DK154 (Danish 1.54 m at ESO, La Silla) and NOT (2.56 m Nordic Optical Telescope). The level of detail provided in different studies varies enormously – in some cases, identifications of YMCs are only a byproduct of more general investigations of galaxy properties (e.g. Meurer et al. 1995; Scoville et al. 2000) while other studies are dedicated analyses of cluster systems in individual galaxies. Galaxies marked with an asterisk (\star) are used later (Section 6.2) when discussing luminosity functions. In the following I briefly discuss a few illustrative cases from each table and then move on to discuss more general properties of young cluster systems.

5.1. Starburst galaxies

The richest populations of YMCs are often found in major mergers (Section 5.2). However, there are also examples of YMCs in starbursts which are not directly associated with major mergers, although they may in some cases be stimulated by more benign interactions or accretion of companion satellites (Table 1). In the case of NGC 7673, for example, Homeier & Gallagher (1999) argue that the morphological features of the galaxy point toward a minor merger, while the starburst in M 82 may have been triggered by tidal interactions with M 81. M 82 is also noteworthy for being the first galaxy in which the term ‘super star cluster’ was used. It was introduced by van den Bergh (1971), who was careful to point out that the nomenclature was not intended to imply that these objects are necessarily bound. The presence of SSCs in M 82 was confirmed by O’Connell et al. (1995) who identified about 100 clusters in WFPC images. An example of a starburst which is unlikely to be triggered by an interaction is NGC 5253, which is located about 600 kpc from its nearest neighbor, M 83 (Harris et al. 2004).

One of the first surveys to provide a systematic census of star clusters in a sample of starburst galaxies was the work by Meurer et al. (1995), who observed 9 galaxies with HST’s Faint Object Camera (FOC). Meurer et al. noted that a high fraction, on average about 20%, of the UV luminosity in these starbursts originated from clusters or compact objects, and a hint of a trend for this fraction to increase with the underlying

Galaxy	Instrument	References
NGC 253*	WFPC2, ROSAT	Watson et al. (1996), Forbes et al. (2000)
NGC 1808	NTT K-band	Tacconi-Garman et al. (1996)
NGC 4303	WFPC2, NICMOS, STIS	Colina & Wada (2000), Colina et al. (2002)
NGC 5236	WFPC2	Harris et al. (2001)
NGC 6240	WFPC2, NICMOS	Pasquali et al. (2004), Scoville et al. (2000)
NGC 1079	FOC	Maoz et al. (1996)
NGC 1326*	WFPC2	Buta et al. (2000)
NGC 1433	FOC	Maoz et al. (1996)
NGC 1512*	FOC, WFPC2, NICMOS	Maoz et al. (1996), Maoz et al. (2001a)
NGC 1097*	WFPC2	Barth et al. (1995)
NGC 2903	CFHT/AO NICMOS	Alonso-Herrero et al. (2001b)
NGC 2997	FOC, WFPC2	Maoz et al. (1996)
NGC 3310*	KPNO 4m, WFPC2	Elmegreen et al. (2002)
NGC 4314*	WFPC	Benedict et al. (1993)
NGC 5248*	FOC, WFPC2, NICMOS	Maoz et al. (1996), Maoz et al. (2001a)
NGC 6951*	WFPC2	Barth et al. (1995)
NGC 7552*	FOC	Meurer et al. (1995)

TABLE 2. Observations of young star clusters in nuclear and circumnuclear starbursts.

UV surface brightness. They also measured cluster sizes similar to those of Galactic globular clusters, and found the luminosity functions to be well represented by a power-law $dN(L)/dL \propto L^{-\alpha}$ with $\alpha \approx 2$.

YMCs have been identified in several nuclear and circumnuclear starburst regions, often associated with barred spiral galaxies (Table 2). Maoz et al. (1996) studied 5 circumnuclear starbursts and found that as much as 30%–50% of the UV light came from compact, young star clusters with half-light radii < 5 pc and estimated masses up to about $10^5 M_{\odot}$. Again they found the luminosity functions to be well approximated by power-laws with slope $\alpha \approx 2$. Buta et al. (2000) found a much steeper slope ($\alpha = 3.7 \pm 0.1$) in their study of the circumnuclear starburst in NGC 1326, but noted that their sample might be contaminated by individual supergiant stars. In some cases the ring-like structure of the nuclear starburst is not quite so evident. Watson et al. (1996) discovered 4 luminous clusters in the central starburst region of NGC 253, the brightest of which has $M_V = -15$, an inferred mass in excess of $1.5 \times 10^6 M_{\odot}$ and a half-light radius of 2.5 pc. However, these clusters may be part of a compact ring-like structure with a radius of about 50 pc (Forbes et al. 2000). Most of the clusters in the nuclear starburst of M83 are also located within a semicircular annulus (Harris et al. 2001), but again the ring is more poorly defined.

5.2. Mergers

Many of the most spectacular YMC populations have been found in merger galaxies. NGC 1275 was one of the first galaxies in which HST data confirmed the existence of YMCs, although at least one object in this galaxy was already suspected to be a massive cluster based on ground-based data (Shields & Filippenko 1990). With the Planetary Camera on HST, Holtzman et al. (1992) identified about 60 cluster candidates with absolute magnitudes up to $M_V = -16$. Using WFPC2 data, Carlson et al. (1998) identified about 3000 clusters, of which about 1200 have blue integrated colors and estimated ages between 0.1 and 1 Gyr. The young clusters had estimated masses and sizes similar to those of old globular clusters, although Brodie et al. (1998) found that the Balmer line equivalent widths measured on spectra of 5 clusters were too strong to be consistent with standard SSP models, unless a stellar mass function truncated at $2M_{\odot} - 3M_{\odot}$ was

Galaxy	Instrument	References
NGC 520	UKIRT JHK	Kotilainen et al. (2001)
NGC 1275*	WFPC, WFPC2, Keck/LRIS	Holtzman et al. (1992), Carlson et al. (1998), Brodie et al. (1998)
NGC 1741*	FOC, WFPC2, GHRS	Johnson et al. (1999)
NGC 2207* / IC 2163	WFPC2	Elmegreen et al. (2001)
NGC 2366*	WFPC2, STIS, CFHT H α , JHK	Drissen et al. (2000)
NGC 2623	NICMOS	Scoville et al. (2000)
NGC 3256*	WFPC2	Zepf et al. (1999)
NGC 3395/96	STIS	Hancock et al. (2003)
NGC 3597*	ESO 2p2, NTT, WFPC2	Lutz (1991), Holtzman et al. (1996), Carlson et al. (1999), Forbes & Hau (2000)
NGC 3690*	FOC	Meurer et al. (1995)
NGC 3921*	WFPC2	Schweizer et al. (1996)
NGC 4038/39*	WFPC, WFPC2, GHRS	Whitmore & Schweizer (1995), Whitmore et al. (1999)
NGC 6052*	WFPC2	Holtzman et al. (1996)
NGC 6090	NICMOS	Dinshaw et al. (1999), Scoville et al. (2000)
NGC 6240	WFPC2	Pasquali et al. (2003)
NGC 7252*	WFPC, WFPC2	Whitmore et al. (1993), Miller et al. (1997)
NGC 7727	?	Crabtree & Smecker-Hane (1994)
Arp 220	NICMOS	Scoville et al. (1998), Scoville et al. (2000)
II ZW 96	Univ. Haw. 2p2 BRHK	Goldader et al. (1997)
The Mice	ACS	de Grijs et al. (2003c)
Tadpole	ACS	de Grijs et al. (2003c)
HCG 31	WIYN, WFPC2	Johnson & Conti (2000)
VV 114E/W	NICMOS	Scoville et al. (2000)
UGC 5101	NICMOS	Scoville et al. (2000)
UGC 10214	ACS	Tran et al. (2003)
IR 10565+2448W	NICMOS	Scoville et al. (2000)
IR 15206+3342	WHT, WFPC2	Arribas & Colina (2002)
IR 22491-1808W	NICMOS	Scoville et al. (2000)
Mrk 273S	NICMOS	Scoville et al. (2000)
Stephan's Quintet	WFPC2	Gallagher et al. (2001)
Tidal Tails	WFPC2	Knierman et al. (2003)

TABLE 3. Observations of young star clusters in mergers.

adopted. With accurate modeling of the HST point spread function and high dispersion spectroscopy with 8–10 m class telescopes, it might be possible to constrain the virial masses of some of the brightest clusters, and thereby provide independent constraints on their stellar IMF.

While NGC 1275 may have experienced a recent merger / accretion event (Holtzman et al. 1992), it is hardly one of the classical “Toomre” mergers (Toomre & Toomre 1972). One of the nearest ongoing, major mergers is the “Antennae” NGC 4038/39, where HST observations have revealed a rich population of luminous, compact young star clusters with typical half-light radii ~ 4 pc (Whitmore & Schweizer 1995; Whitmore et al. 1999). The brightest of them reach $M_V \approx -14$ and have estimated masses close to $10^6 M_\odot$ (Zhang & Fall 1999). Similar rich populations of YMCs have been found in many other mergers, like NGC 3256 where Zepf et al. (1999) identified about 1000 compact bright, blue objects on WFPC2 images within the central $7 \text{ kpc} \times 7 \text{ kpc}$ region. Again, the young clusters contribute a very significant fraction (15%–20%) of the blue light within the starburst region. Zepf et al. (1999) estimated half-light radii of 5–10 pc for the clusters in NGC 3256, somewhat larger than for the Antennae, but note that 1 PC pixel corresponds to a linear scale of 8 pc at the distance of NGC 3256, so that the

Galaxy	Instrument	References
NGC 1140*	WFPC	Hunter et al. (1994)
NGC 1156*	NOT, WFPC2	Larsen & Richtler (1999), Larsen (2002)
NGC 1313*	DK154, WFPC2	Larsen & Richtler (1999), Larsen (2002)
NGC 1569*	Pal 200-inch, WFPC, WFPC2, STIS	Arp & Sandage (1985), O’Connell et al. (1994), de Marchi et al. (1997), Hunter et al. (2000), Maoz et al. (2001b), Maíz-Apellániz (2001), Origlia et al. (2001), Anders et al. (2004a), Gilbert & Graham (2003)
NGC 1705*	Las Campanas 2p5, WFPC, WFPC2, STIS	Melnick et al. (1985), O’Connell et al. (1994), Maíz-Apellániz (2001), Billett et al. (2002), Vázquez et al. (2004)
NGC 3077*	WFPC2, CFHT JHK	Harris et al. (2004), Davidge (2004)
NGC 4194	STIS	Weistrop et al. (2004)
NGC 4214*	WFPC2	Maíz-Apellániz (2001), Billett et al. (2002)
NGC 4449*	WFPC2	Gelatt et al. (2001), Maíz-Apellániz (2001)
ESO-338-IG04	WFPC2	Östlin et al. (1998)
HE 2-10	WFPC2, GHRS	Conti & Vacca (1994), Johnson et al. (2000), Beck et al. (2001)
I Zw 18*	FOC	Meurer et al. (1995)
UGC 7636	KPNO 4m C,T1	Lee et al. (1997)
POX 186	NTT RI	Doublier et al. (2000)
SBS 0335-052	NTT JHK	Vanzi et al. (2000)

TABLE 4. Observations of young star clusters in dwarf and irregular galaxies.

clusters are only marginally resolved. Interestingly, only a shallow trend of cluster size versus luminosity was found, with radius r scaling with luminosity L roughly as $r \propto L^{0.07}$.

NGC 7252 is a somewhat more advanced system than NGC 3256 or the Antennae. Miller et al. (1997) date the cluster system at between 650 Myr and 750 Myr. Remarkably, both photometry and dynamical measurements yield a mass of about $8 \times 10^7 M_{\odot}$ for the most massive object (W3) (Maraston et al. 2004), making it about an order of magnitude more massive than any old globular cluster in the Milky Way. With a half-light radius of 17.5 ± 1.8 pc, this object is much larger than a normal star cluster, and may be more closely associated with the “Ultra Compact Dwarf Galaxies” in Fornax (Hilker et al. 1999; Drinkwater et al. 2003).

5.3. Dwarf / Irregular galaxies

The bright “central condensations” in NGC 1569 were noted already by Mayall (1935) on plates taken with the 36 inch Crossley reflector at Lick Observatory, though Arp & Sandage (1985) were probably the first to recognize them as likely star clusters. At a distance of only ~ 2 Mpc (Makarova & Karachentsev 2003), these clusters appear well resolved on HST images with half-light radii of about 2 pc (O’Connell et al. 1994; de Marchi et al. 1997). One of the clusters, NGC 1569-A, is actually a double cluster, and STIS spectroscopy has shown that one component exhibits Wolf-Rayet features while the other component is devoid of such features, suggesting an age difference of a few Myrs between the two components (Maoz et al. 2001b). Using high-dispersion spectroscopy from the NIRSPEC spectrograph on the Keck II telescope, Gilbert & Graham (2003) derived dynamical mass estimates of about $0.3 \times 10^6 M_{\odot}$ for each of the two components of NGC 1569-A, and $0.18 \times 10^6 M_{\odot}$ for NGC 1569-B, again very similar to the typical masses of old globular clusters, and consistent with the clusters having “normal” stellar mass functions (see also Section 6.4).

A peculiar feature of the NGC 1569 cluster population is that the next brightest clusters after NGC 1569-A and NGC 1569-B are more than 2 magnitudes fainter (O’Connell et

Galaxy	Instrument	References
M 51*	Lick 3m WFPC2, NICMOS	UBV, Larsen (2000), Bik et al. (2003), Bastian et al. (2004)
M 81	WFPC2	Chandar et al. (2001)
M 101	WFPC2	Bresolin et al. (1996)
NGC 2403*	Loiano 1p5, NOT	WFPC2, Battistini et al. (1984), Drissen et al. (1999), Larsen & Richtler (1997)
NGC 2997*	DK154, WFPC2	Larsen & Richtler (1999), Larsen (2002)
NGC 3081	WFPC2	Buta et al. (2004)
NGC 3621*	DK154, WFPC2	Larsen & Richtler (1999), Larsen (2002)
NGC 3627*	WFPC2	Dolphin & Kennicutt (2002)
NGC 5236*	UITP ¹ , WFPC2	DK154, Bohlin et al. (1990), Larsen & Richtler (1999), Larsen (2002)
NGC 7793*	DK154, WFPC2	Larsen & Richtler (1999), Larsen (2002)
NGC 6946*	NOT, WFPC2	Larsen & Richtler (1999), Larsen (2002)

TABLE 5. Observations of young star clusters in spiral galaxy disks. ¹UITP = prototype of the Ultraviolet Imaging Telescope flown on Spacelab.

al. 1994). An even more dramatic discontinuity in the luminosity function is seen in NGC 1705 which has only a single bright cluster, and in NGC 4214 there is a gap of about 1.5 mag from the brightest 2 clusters down to number 3 (Billett et al. 2002). Interestingly, while the clusters in NGC 1569 and NGC 1705 are young ($\sim 10^7$ years), the two clusters in NGC 4214 are both about 250 Myrs old (Billett et al. 2002), demonstrating that massive clusters are capable of surviving for substantial amounts of time at least in some dwarf galaxies.

5.4. *Spiral galaxy disks*

Most of the YMCs discussed in the preceding sections are located in environments that are peculiar in some way, or at least different from what we see in the solar neighborhood. Thus, it is tempting to speculate that the absence of YMCs in the Milky Way indicates that their formation somehow requires special conditions. There is, however, increasing evidence that YMCs can form even in the disks of spiral galaxies. Table 5 lists a number of nearby spirals in which YMCs have been identified. A few (e.g. M51) are clearly involved in interactions, but none of them are disturbed to a degree where they are not clearly recognizable as spirals. The nuclear starburst in M 83 was already mentioned in Section 5.1, but there is also a rich population of young star clusters throughout the disk (Bohlin et al. 1990; Larsen & Richtler 1999), the most massive of which have masses of several times $10^5 M_{\odot}$. An even more extreme cluster is in NGC 6946, with a dynamical mass estimate of about $1.7 \times 10^6 M_{\odot}$ (Larsen et al. 2001). The disks of spiral galaxies can evidently form star clusters with masses as high as those observed in any other environment, including merger galaxies like the Antennae and starbursts like M 82.

Most of the spirals in Table 5 are type Sb or later, but one exception is NGC 3081. In this barred S0/Sa-type spiral, Buta et al. (2004) detected a number of luminous young clusters in the inner Lindblad resonance ring at 5 kpc. Buta et al. (2004) found rather large sizes for these clusters, with estimated half-light radii of about 11 pc. This is much larger than the typical sizes of Milky Way open and globular clusters and indeed of YMCs found in most other places, and raises the question whether these objects might be related to the “faint fuzzy” star clusters which are located in an annulus of similar radius in the lenticular galaxy NGC 1023 (Larsen & Brodie 2000; Brodie & Larsen 2002), but have globular cluster-like ages.

6. General properties of cluster systems

Just how similar are the properties of star clusters in different environments, and what might they tell us about the star formation process? Objects like NGC1569-A appear extreme compared to Milky Way open clusters or even to young LMC clusters: O’Connell et al. (1994) estimate that NGC1569-A has a half-light surface brightness over 65 times higher than the R136 cluster in the LMC, and 1200 times higher than the mean rich LMC cluster after allowing for evolutionary fading. Do such extreme objects constitute an altogether separate mode of star/cluster formation, or do they simply represent a tail of a distribution, extending down to the open clusters that we encounter locally? And are YMCs really young analogs of the old GCs observed in the Milky Way and virtually all other major galaxies?

6.1. Luminosity- and mass functions

One of the best tools to address these questions is the cluster mass function (MF). In the Milky Way and the Magellanic Clouds, the MF of young star clusters is well approximated by a power-law $dN(M)/dM \propto M^{-\alpha}$ where $\alpha \approx 2$ (Elmegreen & Efremov 1997; Hunter et al. 2003). This is deceptively similar to the *luminosity* functions derived in many young cluster systems, but it is important to recognize that luminosity functions are not necessarily identical, or even similar to the underlying MFs (unless the age distribution is a delta function). Unfortunately, MFs are difficult to measure directly. The only practical way to obtain mass estimates for large samples of clusters is from photometry, but because the mass-to-light ratios are strongly age-dependent masses cannot be estimated without reliable age information for each individual cluster. As discussed in Section 3, this is best done by including *U*-band imaging, which is costly to obtain in terms of observing time. So far, MFs have only been constrained for a few, well-studied systems. In the Antennae, Zhang & Fall (1999) found a power-law shape with exponent $\alpha \approx 2$ over the mass range $10^4 M_{\odot}$ to $10^6 M_{\odot}$, similar to the MF of young LMC clusters. Bik et al. (2003) find $\alpha = 2.1 \pm 0.3$ over the range $10^3 M_{\odot}$ to $10^5 M_{\odot}$ for M51, and de Grijs et al. (2003a) find $\alpha = 2.04 \pm 0.23$ and $\alpha = 1.96 \pm 0.15$ in NGC 3310 and NGC 6745.

The many studies which have found similar power-law *luminosity* functions are of course consistent with these results, but should not be taken as proof that the MF is as universal as the LF. Conversely, any differences in the LFs observed in different systems would not necessarily imply that the MFs are different. There are some hints that slight LF variations may be present: Elmegreen et al. (2001) find LF slopes of $\alpha = 1.58 \pm 0.12$ and $\alpha = 1.85 \pm 0.05$ in NGC 2207 and IC 2163, while Larsen (2002) and Dolphin & Kennicutt (2002) find somewhat steeper slopes ($\alpha = 2.0 - 2.5$) in several nearby spiral galaxies. While Whitmore et al. (1999) find $\alpha = 2.12 \pm 0.04$ for the full sample of Antennae clusters, there is some evidence for a steepening at brighter magnitudes with $\alpha = 2.6 \pm 0.2$ brighter than $M_V = -10.4$. However, measurements of LF slopes are subject to many uncertainties, as completeness and contamination effects can be difficult to fully control, and it is not presently clear how significant these differences are. More data is needed.

Another important question is how the MF evolves over time. While the evidence available so far indicates that the MF in most young cluster systems is well approximated by a uniform power-law with slope $\alpha \approx 2$ down to the detection limit, old GC systems show a quite different behavior. Here, the luminosity function is well fit by a roughly log-normal distribution with a peak at $M_V \sim -7.3$ (about $10^5 M_{\odot}$ for an age of 10–15 Gyr) and dispersion ~ 1.2 mag (e.g. Harris & van den Bergh 1981). Thus, *old* globular clusters appear to have a characteristic mass of about $\sim 10^5 M_{\odot}$, while there is no characteristic mass for *young* clusters. This difference might seem to imply fundamen-

tally different formation mechanisms. However, model calculations for the Milky Way GC system by Fall & Zhang (2001) indicate that this difference can be accounted for by dynamical evolution of the cluster system, which makes the low-mass clusters disrupt more quickly and thereby causes an initial power-law mass distribution to eventually approach the bell-shaped MF seen in old GC systems. Simulations by Vesperini et al. (2003) and Vesperini & Zepf (2003) suggest that an initial power-law MF can evolve towards a bell-shaped distribution also in ellipticals.

It is puzzling, however, that the “faint fuzzy” star clusters in NGC 1023 do *not* show a turn-over in the MF at $\sim 10^5 M_\odot$ even though they appear as old as the normal GCs in NGC 1023 (which do show the usual turn-over). Instead, there is a steady increase in the number of faint fuzzies at least down to the detection limit at $M_V \sim -6$ (Larsen & Brodie 2000). It appears counter-intuitive that these diffuse objects should be more stable against disruption than compact GCs, although it may be significant that the faint fuzzies seem to be on roughly circular orbits in the disk of NGC 1023 (Burkert et al., in preparation).

Deriving a MF for an intermediate-age sample of clusters would provide an important observational constraint on models for dynamical evolution. In the ~ 1 Gyr fossil starburst M82B, the analysis by de Grijs et al. (2003b) indicates a turn-over in the MF at a mass of about $10^5 M_\odot$, making the MF rather similar to that of old globular clusters. This would suggest that the erosion of the MF is already well advanced at an age of $\sim 10^9$ years in this system. On the other hand, Goudfrooij et al. (2003) find no turn-over in the mass distribution of 3-Gyr old clusters in the merger remnant NGC 1316 down to their completeness limit at $M_B \approx -6$, or about 1 mag below the mass corresponding to the turn-over observed in old GC systems (accounting for evolutionary fading from 3 Gyr to 10 Gyrs). Thus, while it appears plausible that the MF observed in old GC systems may indeed have evolved from an initial power-law distribution as seen in young cluster systems, more observational constraints would be highly desirable. Here, observations with ACS or WFC3 would play a crucial role, since high spatial resolution is required to detect the faintest clusters and separate them from stars and background galaxies.

6.2. *Size-of-sample effects*

Because power-laws have no characteristic scale, it is hard to make a meaningful division between low-mass open clusters and higher-mass “super” clusters in cluster systems with a power-law MF. The lack of a characteristic mass suggests that there is no fundamental difference between the physical processes behind formation of clusters of various masses. Nevertheless, there are evidently differences in the numbers of YMCs (according to anyone’s preferred definition) from one galaxy to another. But how significant are these differences? And in particular, is there an upper limit to the mass of a star cluster that can form in a given galaxy?

Size-of-sample effects may play an important role in explaining the apparent differences between cluster systems in different galaxies. As demonstrated by Whitmore (2003), Billett et al. (2002) and Larsen (2002), there is a strong correlation between the luminosity of the brightest cluster in a galaxy and the total number of young clusters down to some magnitude limit. Moreover, this relation has the same form as one would expect if the luminosity function is a power-law where the maximum luminosity is simply dictated by sampling statistics (Fig. 10 in Whitmore 2003). Monte-Carlo simulations indicate that the *scatter* around the expected relation (about 1 mag) is also consistent with sampling statistics (Larsen 2002). In other words, current data are consistent with a universal, power-law luminosity function for young clusters in most galaxies, with the brightest clusters simply forming the tail of a continuous distribution. A similar analysis has yet

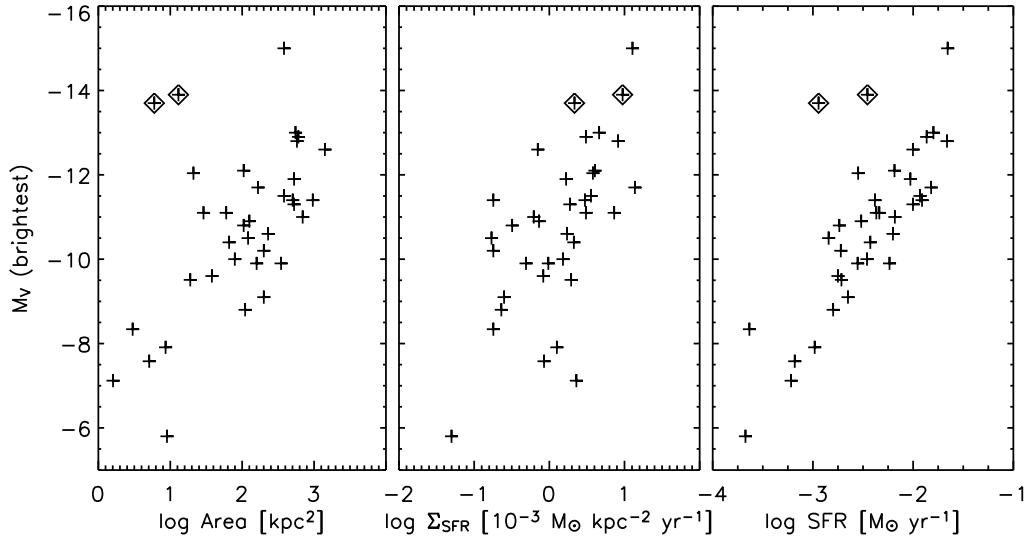


FIGURE 2. Magnitude of brightest cluster versus total surveyed area (left), area-normalized star formation rate (center), and total star formation rate (right). NGC 1569 and NGC 1705 are marked with diamonds.

to be carried out for the *mass* distributions of star clusters in a significant sample of galaxies.

While the comparison of maximum cluster luminosity versus total cluster population is suggestive, it has its difficulties. Estimating the total cluster population to some magnitude limit is subject to uncertainties, due to the different completeness limits and detection criteria applied in various studies. Larsen (2002) attempted to circumvent this problem by assuming that the total cluster population scales with the galaxy SFR, but here the difficulty is to determine the proper normalization and account for the possibility that the scaling may not be linear (Meurer et al. 1995; Larsen & Richtler 2000).

Fig. 2 shows the magnitude of the brightest cluster M_V^{br} in the sample of galaxies studied by Larsen (2002) versus total surveyed area A (left panel), area-normalized star formation Σ_{SFR} (center) and total star formation rate, $\text{SFR} = A \times \Sigma_{\text{SFR}}$ (right). All three panels show some degree of correlation, emphasizing the difficulty of disentangling size-of-sample effects from physical effects. The most obvious interpretation of the correlation between M_V^{br} and A is a purely *statistical* one, i.e. larger galaxies have more clusters on average, and therefore M_V^{br} becomes brighter, by the size-of-sample effect. The Σ_{SFR} vs. M_V^{br} relation, on the other hand, is suggestive of a *physical* explanation: Σ_{SFR} correlates with the gas density, for example (Kennicutt 1998), and the higher gas densities and -pressures in galaxies with high Σ_{SFR} might provide conditions which are conducive for YMC formation (Elmegreen & Efremov 1997). An important clue may lie in the fact that the third plot, SFR vs. M_V^{br} , shows the tightest correlation of all. This suggests that global galaxy properties (SFR) are more important than local ones (Σ_{SFR}) for a galaxy's ability to form massive clusters.

An alternative metric is to simply compare the luminosities of the two brightest clusters in galaxies. If the luminosity function is an untruncated power-law, this magnitude difference (ΔMag) should behave in a predictable way which can then be compared with observations. From an observational point of view, this approach has a number of at-

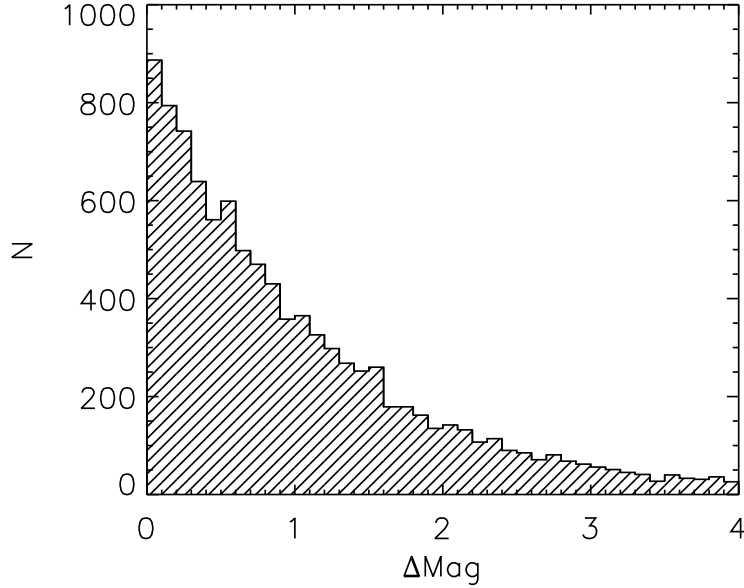
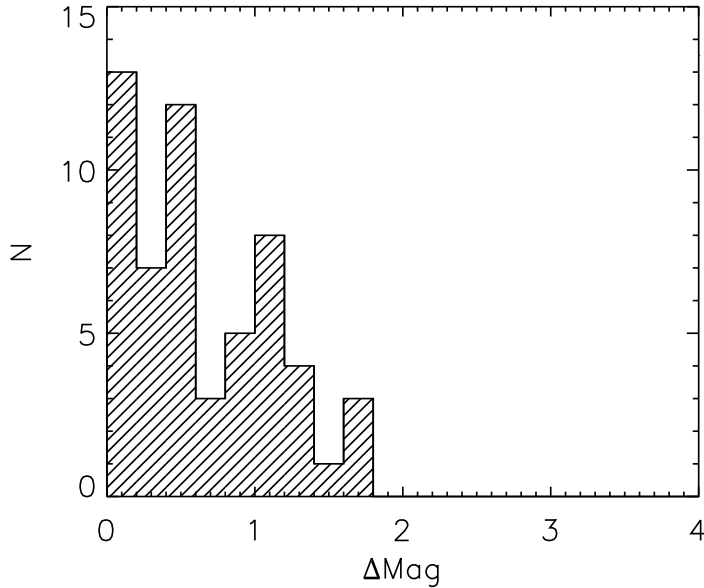


FIGURE 3. Simulated distribution of the difference ΔMag , defined as the magnitude difference between two random clusters drawn from a power-law luminosity distribution, for 10000 experiments. This is equivalent to simulating the distribution of magnitude differences between the brightest and second-brightest cluster drawn from a power-law luminosity distribution in a sample of galaxies. The median ΔMag is 0.76 mag, while 25%, 75% and 90% of the experiments have ΔMag less than 0.31 mag, 1.50 mag and 2.51 mag.

tractive features: only the two brightest clusters in a galaxy need be detected, distance uncertainties are irrelevant, and heterogeneous data (e.g. use of different bandpasses in different galaxies) do not constitute a problem. An obvious disadvantage is that this metric does not “catch” cases like NGC 1569, where the magnitude difference between the two brightest clusters will not reveal the gap down to number 3. Also, a large sample of galaxies is needed to get meaningful results.

Figure 3 shows a simulation of the distribution of ΔMag , obtained in a series of 10000 experiments where cluster populations were drawn at random from a power-law distribution with exponent $\alpha = 2$. Fig. 4 shows the distribution of observed ΔMag values for a sample of 57 galaxies, consisting of the spirals and dwarf galaxies surveyed by Larsen & Richtler (1999) and Billett et al. (2002) and data from the sources listed in Tables 1–5 (galaxies marked with asterisks) where photometry is given for individual clusters. The observed ΔMag distribution in Fig. 4 is qualitatively similar to that in Fig. 3, peaked towards $\Delta\text{Mag}=0$ and with a tail extending up to larger ΔMag values. Quantitatively, a Kolmogorov-Smirnov test returns only a 3% probability that the distribution in Fig. 4 is drawn from that in Fig. 3, but the agreement improves greatly for a somewhat steeper power-law slope: For $\alpha = 2.2$ and $\alpha = 2.4$, the K-S test returns a probability of 30% and 77% that the observed ΔMag distribution is consistent with the equivalent of Fig. 3. Since this comparison is only sensitive to the very upper end of the LF, it may indicate that the slope at the bright end of the LF is typically somewhat steeper than $\alpha = 2$.

One remaining issue is the apparently discontinuous luminosity function in some dwarf

FIGURE 4. Observed distribution of ΔMag values for 51 galaxies.

galaxies, where the brightest clusters are much *too luminous* for the total number of clusters. It has been suggested that these cases may represent a mode of star formation which is distinct from that operating in larger galaxies, possibly caused by transient high-pressure disturbances (Elmegreen 2004). Again, it may be worth asking how significant these exceptions are. The median ΔMag from Fig. 3 is 0.76 mag, but in 25% of the cases there is a difference of $\Delta\text{Mag} = 1.50$ mag or more, and a $\Delta\text{Mag} > 2.5$ mag is found in 10% of the cases. Thus, it is not entirely unlikely to find a gap of 2 mag from the brightest to the second-brightest cluster.

One might argue that it does seem unlikely to form *two* or more very massive clusters by chance. However, the luminosity- (or mass) function is a statistical tool which may not apply within small regions, but only when averaged over an entire galaxy. A dwarf galaxy like NGC 1569 may be considered as essentially a single starburst region, whereas a larger galaxy contains a multitude of starforming regions of various sizes. The experiment on which Fig. 3 is based does not apply within a region that has been selected *a priori* to contain a massive cluster. For example, if one selects a small subregion around the brightest cluster in a large galaxy, it would be very unlikely to find the second-brightest cluster in the galaxy within that subregion by chance. A related question is whether the formation of massive clusters is correlated – is there an increased probability of finding one massive cluster forming next to another one? The answer appears to be affirmative. In addition to the case of NGC 1569-A, there are several examples of binary clusters with roughly equal masses in the Large Magellanic Cloud (Dieball et al. 2002). Closer to home, the famous “double cluster” h and χ Per is another example. The double cluster, incidentally, is also among the most luminous open clusters known in the Milky Way.

6.3. Cluster sizes

Another point hinting at a universal cluster formation mechanism is the observation that most star clusters seem to have about the same size. The initial WFPC data for young clusters in the Antennae indicated a mean half-light radius of about 18 pc (Whitmore & Schweizer 1995), rather large compared to the ~ 3 pc typical of old globular clusters. This was used as an argument against the idea that the young clusters in the Antennae are young globular clusters (van den Bergh 1995), but with WFPC2 data the mean size was revised to 4 ± 1 pc (Whitmore et al. 1999). Similar results have since been found for star clusters in many other galaxies (see examples in preceding sections). The discrepancy between size measurements of Antennae clusters carried out on WFPC and WFPC2 images illustrates the importance of having sufficient spatial resolution, however.

Naively, one might expect clusters to form with a constant density rather than a constant size, but intriguingly, there is little to suggest any significant size-mass correlation for star clusters. This has now been demonstrated both in young cluster systems in starburst regions (Zepf et al. 1999; Carlson & Holtzman 2001), in spiral galaxies (Larsen 2004), for old globular clusters in the Milky Way (van den Bergh et al. 1991) and elsewhere (Kundu & Whitmore 2001), and even in nuclear star clusters (Böker et al. 2004). In the absence of any such relation, it is clear that the most massive clusters will also tend to have very high densities, and explaining these high densities is therefore just a special case of the more general problem why star clusters form with a nearly constant size, rather than with a constant density. Ashman & Zepf (2001) proposed that the lack of a size-mass relation may be related to a higher star formation efficiency in high-mass clusters, causing them to expand less than lower-mass clusters after the residual gas is blown away, but more work is required to obtain a deeper understanding of this issue.

The lack of a size-mass relation is all the more puzzling because there *are* real variations in the sizes of star clusters. The half-light radii of old globular clusters correlate with galactocentric distance (van den Bergh et al. 1991; McLaughlin 2000), and some lenticular galaxies have “faint fuzzy” star clusters with much larger sizes than normal open and globular clusters (Larsen & Brodie 2000). This issue clearly merits further investigation.

6.4. Efficiency of cluster formation and disruption

Many of the studies cited in Section 5 have found that a high fraction of the luminosity in starburst regions is emitted by clusters or compact sources, although a direct intercomparison is difficult because of the different bandpasses used (UV through IR) and different detection limits. Meurer et al. (1995) warn that some of their compact sources may not be individual star clusters, and similar caution applies in other systems, especially as observations are pushed to greater distances where the nature of cluster candidates cannot be verified because of insufficient resolution. Nevertheless, there are strong indications that most stars tend to form in groups or clusters, although only a small fraction of all stars eventually end up in *bound* clusters. In the Milky Way, Lada & Lada (2003) estimate that the vast majority (70%-90%) of star formation in nearby molecular clouds takes place in embedded clusters, while only 4%-7% of these embedded clusters survive to become bound clusters with ages similar to that of the Pleiades ($\sim 10^8$ years). Similar results have been found in other galaxies: In NGC 5253, Tremonti et al. (2001) found their data to be consistent with a scenario where all stars are initially born in clusters, of which most disperse on a short time scale (~ 10 Myrs). In the Antennae, Fall (2004) estimates that at least 20%, and possibly all star formation takes place in clusters, although he also concludes that most are unbound and short-lived. This also seems consistent with the finding by Kennicutt & Chu (1988) (Sec 4) that only a small fraction of giant HII

regions in late-type galaxies form massive, bound clusters, while the rest are forming unbound associations.

It is unclear how these findings relate to the apparent variations in specific cluster luminosity T_L with host galaxy star formation rate (Larsen & Richtler 2000). These authors found that the fraction of U -band light from star clusters relative to their host galaxies increases with the area-normalized SFR, from 0.1%–1% for most normal spiral galaxies up to the very large fractions (20%–50%) found in starbursts. If nearly all stars initially form in clusters, T_L may reflect a survival- rather than a formation efficiency. However, other factors such as dust extinction and the details of the star formation history of the host galaxy could also affect T_L . Within an on-going, strong starburst, a large fraction of the light comes from clusters, leading to a high T_L . After the burst, fading alone would not affect T_L (since field stars and clusters will fade by the same amount) but cluster disruption would cause T_L to gradually decrease by an amount that depends on the disruption timescale (Boutloukos & Lamers 2003).

Cluster disruption occurs on several timescales (Whitmore 2004). Initially, the star formation efficiency (SFE) within the parent molecular cloud is a critical factor in determining whether or not a given embedded cluster remains bound. Unless the SFE exceeds 30%–50% (Hills 1980; Boily & Kroupa 2003), the cluster is likely to become unbound once the gas is expelled. Even when the SFE is high, a large fraction of the stars may be unbound and eventually disperse away (Kroupa et al. 2001). The high “infant mortality” for clusters may represent a combination of rapid disruption of clusters which are unbound altogether and clusters which retain a bound core containing only a small fraction of the initial mass, but interestingly, this effect appears to be largely independent of cluster mass (Fall 2004). On longer timescales, clusters continue to disrupt due to two-body relaxation, tidal shocks and other effects (Boutloukos & Lamers 2003) which may be instrumental in shaping the globular cluster mass function (Section 6.1).

6.5. *Dynamical Masses and the Distribution of Stellar Masses*

A somewhat controversial question, which is related to the disruption timescales, concerns the universality of the stellar mass function (SMF) in YMCs. Note that the term “IMF” (initial mass function) is deliberately avoided here, since the present-day mass function in a star cluster may differ from the initial one. If the SMF is biased towards high-mass stars, compared e.g. to a Kroupa (2002)-type function, the clusters might be rapidly disrupted (Goodwin 1997). Direct observations of individual stars in YMCs are usually beyond reach even with HST, especially at the low-mass end of the SMF. However, by measuring structural parameters on HST images and using ground-based high-dispersion spectra to estimate the line-of-sight velocity dispersions of the cluster stars, dynamical mass estimates can be obtained by simple application of the virial theorem. If the cluster ages are known, the masses thus derived can be compared with SSP model calculations for various SMFs. An increasing amount of such data is now becoming available, but the results remain ambiguous. Based on observations by Ho & Filippenko (1996a,1996b), Sternberg (1998) found some evidence for differences in the SMF slopes of NGC1569-A (SMF at least as steep as a Salpeter law down to $0.1M_\odot$) and NGC1705-1 (SMF may be shallower than Salpeter or truncated between $1M_\odot$ and $3M_\odot$), and Smith & Gallagher (2001) also concluded that M82-F has a top-heavy SMF. However, Gilbert & Graham (2003) found M/L ratios consistent with “normal” SMFs for three clusters in NGC 1569, Maraston et al. (2004) reported “excellent” agreement between the dynamical mass of the W3 object in NGC 7252 and SSP model predictions, and Larsen & Richtler (2004) and Larsen et al. (2004) found standard Kroupa (2002)-like SMFs for 7 YMCs in a sample of dwarfs and spiral galaxies. Other authors have

found a mixture of normal and top-heavy SMFs (Mengel et al. 2002; McCrady et al. 2003). At present, it is not clear to what extent these differences are real, or could be a result of different measurement techniques, crowding and resolution effects, as well as the inherent uncertainties in the analysis (e.g. assumption of virial equilibrium, effects of mass segregation, different macroturbulent velocities in the atmospheres of the cluster supergiants and the template stars). However, this aspect of YMC research would have been virtually impossible without the symbiosis between HST and high-dispersion spectrographs large ground-based telescopes.

7. Summary and outlook

Over the past decade, research in extragalactic young star clusters has evolved into a mature field. This is in no small part due to the complement of instruments available on HST, although the impact of parallel developments in ground-based instrumentation should not be underestimated.

One major advance has been to establish the ubiquity of young massive, globular-like clusters in a wide variety of star-forming environments. These objects can have sizes and masses which make them virtually identical to the old globular clusters observed in the Milky Way and indeed around all major galaxies.

With few exceptions, the luminosity functions of young cluster systems are well approximated by a power-law with exponent ~ 2 . It appears that random sampling from such a luminosity function can account, to a large extent, for differences in the numbers of YMCs and in the luminosity of the brightest star clusters observed in different galaxies. So far, no case has been found in which the luminosity of the brightest cluster is limited by anything other than sampling statistics. In other words, *YMCs are present whenever clusters form in large numbers*. Studies of the *mass* functions of young star clusters are more difficult, but the few studies that have been made seem to indicate that the mass functions are also well approximated by power-laws.

It remains unclear to what extent dwarf galaxies like NGC 1569 and NGC 1705, with only a few very bright clusters, pose a problem for the idea of a universal cluster luminosity (or mass) function and a universal cluster formation mechanism. Billett et al. (2002) noted that massive star clusters are rare even in actively star forming dwarfs, but when they do form they are accompanied by a high level of star formation activity. Billett et al. suggested that large-scale flows and gravitational instabilities in the absence of shear may favor the formation of massive clusters in dwarf galaxies.

By focusing on the most extreme starburst environments, one naturally finds the most extreme cluster populations. However, a complete picture can only be formed by examining the whole range of environments, from very quiescent, over normal star-forming galaxies, to starbursts, and good progress is being made towards this goal. An example of the first extreme is IC 1613, whose extremely low (but non-vanishing) star formation rate has produced only a very feeble cluster system. Even among “normal” spiral galaxies there are substantial variations in the SFR, and this translates directly to corresponding differences in the richness of the cluster systems. At the other extreme are starbursts like the Antennae and M82, with their exceedingly rich young cluster systems.

While special conditions may lead to the formation of a few massive clusters in some dwarfs, YMC formation apparently does not *require* special triggering mechanisms. This is supported by the study of young clusters in the Antennae by Zhang et al. (2001), who found no correlation between strong gradients in the velocity field and the formation sites of star clusters, although it was noted that *some* clusters might have been triggered by

cloud-cloud collisions. By a slight extrapolation of this argumentation, globular clusters could also have formed by normal star formation processes in the early Universe.

A large fraction, possibly the majority, of all stars form in star clusters. However, only a small fraction of these stars eventually end up as members of *bound* star clusters, due to an initially rapid disruption of clusters on timescales of 10^7 years which appears to be largely independent of mass. Clusters which survive the initial phase of rapid destruction continue to dissolve on longer timescales, and this process may cause an initial power-law mass function to evolve towards the approximately log-normal MF observed in old globular cluster systems.

Further progress is likely to come from multi-wavelength campaigns, which will allow detailed analyses of the age- and mass distributions of cluster systems. Is there a universal cluster mass function, as hinted at by the many studies which have found similar power-law luminosity functions? Is the “infant mortality” rate everywhere the same? Can we see the signatures of dynamical evolution? A good place to look for such signatures might be in galaxies with rich cluster systems formed over an extended period of time. Also, what are the properties of young clusters in early-type (Sa/Sb) spirals and other environments (e. g. low surface brightness galaxies) which remain poorly studied?

Over its lifetime HST has been upgraded several times, each time essentially leaving us with a new, much more capable observatory. The Wide Field Planetary Camera 2 has now been in operation for more than 10 years, and has produced many spectacular results. We have only just started to see the potential of the *Advanced Camera for Surveys*, and the *Wide Field Camera 3* with its panchromatic wavelength coverage from the near-ultraviolet to the infrared has the potential to once more boost the power of Hubble by a significant factor.

REFERENCES

- ALONSO-HERRERO, A., ENGELBRACHT, C. W., RIEKE, M. J., ET AL. 2001, NGC 1614: A Laboratory for Starburst Evolution, *ApJ* **546**, 952–965
- ALONSO-HERRERO, A., RYDER, S. D., & KNAPEN, J. H., 2001, Nuclear star formation in the hotspot galaxy NGC 2903, *MNRAS* **322**, 757–769
- ANDERS, P. & FRITZE-V. ALVENSLEBEN, U., 2003, Spectral and Photometric Evolution of Young Stellar Populations: The Impact of Gaseous Emission at Various Metallicities, *A&A* **401**, 1063–1070
- ANDERS, P., DE GRIJS, R., FRITZE-V. ALVENSLEBEN, U., BISSANTZ, N., 2004, Star cluster formation and evolution in the dwarf starburst galaxy NGC 1569, *MNRAS* **347**, 17–28
- ANDERS, P., BISSANTZ, N., FRITZE-V. ALVENSLEBEN, U., DE GRIJS, R., 2004, Analysing Observed Star Cluster SEDs with Evolutionary Synthesis Models: Systematic Uncertainties, *MNRAS* **347**, 196–212
- ARP, H., & SANDAGE, A., 1985, Spectra of the two brightest objects in the amorphous galaxy NGC 1569 - Superluminous young star clusters - or stars in a nearby peculiar galaxy?, *AJ* **90**, 1163–1171
- ARRIBAS, S., & COLINA, L., 2002, INTEGRAL Field Spectroscopy of IRAS 15206+3342: Gas Inflows and Starbursts in an Advanced Merger, *ApJ* **573**, 576–583
- ASHMAN, K. M. & ZEPF, S. E. 1992, The formation of globular clusters in merging and interacting galaxies, *ApJ* **384**, 50–61
- ASHMAN, K. M. & ZEPF, S. E. 2001, Some Constraints on the Formation of Globular Clusters, *AJ* **122**, 1888–1895
- BARTH, A. J., HO, L. C., FILIPPENKO, A. V., & SARGENT, W. L., 1995, Hubble Space Telescope Observations of Circumnuclear Star-Forming Rings in NGC 1097 and NGC 6951, *AJ* **110**, 1009–1018
- BASTIAN, N., GIELES, M., LAMERS, H. J. G. L. M., ET AL., 2004, The Star Cluster Population of M51: II. Age Distribution and Relations Among the Derived Parameters, *A&A*, in press

- BATTISTINI, P., BONOLI, F., FEDERICI, L., ET AL. 1984, Globular cluster candidates in the spiral galaxy NGC 2403, *A&A* **130**, 162–166
- BECK, S. C., TURNER, J. L., & GORJIAN, VAROUJAN 2001, Infrared Emission from Clusters in the Star-forming Disk of Henize 2-10, *AJ* **122**, 1365–1368
- BENEDICT, G. F., HIGDON, J. L., JEFFERYS, W. H., ET AL., 1993, NGC 4314. II - Hubble Space Telescope I-band surface photometry of the nuclear region, *AJ* **105**, 1369–1377
- BIK, A., LAMERS, H. J. G. L. M., BASTIAN, N., ET AL. 2003, Clusters in the inner spiral arms of M 51: The cluster IMF and the formation history, *A&A* **397**, 473–486
- BILLET, O. H., HUNTER, D. A., & ELMEGREEN, B. G., 2002, Compact Star Clusters in Nearby Dwarf Irregular Galaxies, *AJ* **123**, 1454–1475
- BOHLIN, R. C., CORNETT, R. H., HILL, J. K., & STECHER, T. P. 1990, Images in the rocket ultraviolet - Young clusters in H II regions of M83, *ApJ* **363**, 154–158
- BOILY, C. M., & KROUPA, P., 2003, The impact of mass loss on star cluster formation - II. Numerical N-body integration and further applications, *MNRAS* **338**, 673–686
- BÖKER, T., SARZI, M., MCLAUGHLIN, D. E., ET AL., 2004, A Hubble Space Telescope Census of Nuclear Star Clusters in Late-Type Spiral Galaxies. II. Cluster Sizes and Structural Parameter Correlations, *AJ* **127**, 105–118
- BOUTLOUKOS, S. G., & LAMERS, H. J. G. L. M., 2003, Star cluster formation and disruption time-scales - I. An empirical determination of the disruption time of star clusters in four galaxies, *MNRAS* **338**, 717–732
- BRESOLIN, F., KENNICUTT, R. C., & STETSON, P. B. 1996, An HST Study of OB Associations and Star Clusters in M101, *AJ* **112**, 1009–1020
- BRODIE, J. P., SCHRODER, L. L., HUCHRA, J. P., ET AL. 1998, Keck Spectroscopy of Candidate Proto-Globular Clusters in NGC 1275, *AJ* **116**, 691–706
- BRODIE, J. P., & LARSEN, S. S., 2002, New Members of the Cluster Family in Nearby Lenticulars, *AJ* **124**, 1410–1417
- BRUZUAL, G. A. & CHARLOT, S. 2003, Stellar Population Synthesis at the Resolution of 2003, *MNRAS* **344**, 1000–1028
- BUTA, R., TREUTHARDT, P. M., BYRD, G. G., & CROCKER, D. A., 2000, Circumnuclear Star Formation in the Early-Type Resonance Ring Barred Spiral Galaxy NGC 1326, *AJ* **120**, 1289–1305
- BUTA, R., BYRD, G. G., & FREEMAN, T., 2004, A Hubble Space Telescope Study of Star Formation in the Inner Resonance Ring of NGC 3081, *AJ* **127**, 1982–2001
- CARLSON, M. N., & HOLTZMAN, J. A., 2001, Measuring Sizes of Marginally Resolved Young Globular Clusters with the Hubble Space Telescope, *PASP* **113**, 1522–1540
- CARLSON, M. N., HOLTZMAN, J. A., WATSON, A. M., ET AL. 1998, Deep Hubble Space Telescope Observations of Star Clusters in NGC 1275, *AJ* **115**, 1778–1790
- CARLSON, M. N., HOLTZMAN, J. A., GRILLMAIR, C. J., ET AL., 1999, Deep Hubble Space Telescope Observations of Blue Star Clusters in NGC 3597, *AJ* **117**, 1700–1707
- CHANDAR, R., TSVETANOV, Z., FORD, H. C., 2001, Compact Star Clusters in M81. II. Two Populations, *AJ* **122**, 1342–1349
- CHANDAR, R., LEITHERER, C., & TREMONTI, C. A. 2004, NGC 3125-1: The Most Extreme Wolf-Rayet Star Cluster Known in the Local Universe, *ApJ* **604**, 153–166
- CHRISTIAN, C. A. & SCHOMMER, R. A. 1982, The Cluster System of M33, *ApJS* **49**, 405–424
- CHRISTIAN, C. A. & SCHOMMER, R. A. 1988, BVI Photometry of Star Clusters in M33, *AJ* **95**, 704–719
- COLINA, L., & WADA, K., 2000, Nuclear Bar, Star Formation, and Gas Fueling in the Active Galaxy NGC 4303, *ApJ* **529**, 845–852
- COLINA, L., GONZALEZ-DELGADO, R., MAS-HESSE, J. M., & LEITHERER, C. 2002, Detection of a Super-Star Cluster as the Ionizing Source in the Low-Luminosity Active Galactic Nucleus NGC 4303, *ApJ* **579**, 545–553
- CONTI, P. S., & VACCA, W. D. 1994, HST UV Imaging of the Starburst Regions in the Wolf-Rayet Galaxy He 2-10: Newly Formed Globular Clusters?, *ApJ* **423**, L97–L100
- CÔTÉ, P., MARZKE, R. O., & WEST, M. J. 1998, The Formation of Giant Elliptical Galaxies and their Globular Cluster Systems, *ApJ* **501**, 554–570
- DAVIDGE, T. J., 2004, Stars, Star Clusters, and Dust in NGC 3077, *AJ* **127**, 1460–1471

- CRABTREE, D. R., & SMECKER-HANE, T., 1994, Young Star Clusters and CO Gas in the Galaxy Merger, NGC 7727 (Arp 222), *BAAS* **26**, 1499
- DE GRIJS, R., ANDERS, P., BASTIAN, N., ET AL., 2003, Star cluster formation and evolution in nearby starburst galaxies - II. Initial conditions, *MNRAS* **343**, 1285–1300
- DE GRIJS, R., BASTIAN, N., LAMERS, H. J. G. L. M., 2003, Star cluster formation and disruption time-scales - II. Evolution of the star cluster system in the fossil starburst of M82, *MNRAS* **340**, 197–209
- DE GRIJS, R., LEE, J. T., CLEMENCIA MORA HERRERA, M., ET AL., 2003, Stellar populations and star cluster formation in interacting galaxies with the Advanced Camera for Surveys, *New Astronomy* **8**, 155–171
- DE MARCHI, G., CLAMPIN, M., GREGGIO, L., ET AL. 1997, The Structure of the Super-Star Clusters in NGC 1569 from HST WFPC2 Images, *ApJ* **479**, L27–L30
- DIEBALL, A., MÜLLER, H., & GREBEL, E. K. 2002, A statistical study of binary and multiple clusters in the LMC, *A&A* **391**, 547–564
- DINSHAW, N., EVANS, A. S., EPPS, H., ET AL. 1999, NICMOS Observations of Interaction-triggered Star Formation in the Luminous Infrared Galaxy NGC 6090, *ApJ* **525**, 702–708
- DOLPHIN, A. E. & KENNICUTT, R. C. 2002, Hubble Space Telescope Survey of Clusters in Nearby Galaxies. II. Statistical Analysis of Cluster Populations, *AJ* **124**, 158–165
- DOUBLIER, V., KUNTH, D., COURBIN, F., & MAGAIN, P. 2000, POX 186: the ultracompact blue compact dwarf galaxy reveals its nature, *A&A* **353**, 887–892
- DRINKWATER, M., GREGG, M. D., HILKER, M., ET AL., 2003, A Class of Compact Dwarf Galaxies from Disruptive Processes in Galaxy Clusters, *Nature* **423**, 519–521
- DRISSEN, L., ROY, J.-R., MOFFAT, A. F. J., & SHARA, M. M. 1999, The Ionizing Star Clusters of Giant H II Regions in NGC 2403, *AJ* **117**, 1249–1274
- DRISSEN, L., ROY, J.-R., ROBERT, C., ET AL. 2000, The Star Formation History of the Starburst Region NGC 2363 and its Surroundings, *AJ* **119**, 688–704
- ELMEGREEN, B. G., & EFREMOV, YU. N., 1997, A Universal Formation Mechanism for Open and Globular Clusters in Turbulent Gas, *ApJ* **480**, 235–245
- ELMEGREEN, D. M., KAUFMAN, M., ELMEGREEN, B. G., ET AL. 2001, Hubble Space Telescope Observations of Dust and Star-forming Regions in the Ocular Galaxy IC 2163 and Its Spiral Companion NGC 2207, *AJ* **121**, 182–197
- ELMEGREEN, B. G., 2004, Triggering the Formation of Massive Clusters, in *ASP Conf. Ser. 322, The Formation and Evolution of Massive Young Star Clusters*, p. 277 (eds. H.J.G.L.M. Lamers, A. Nota and L. Smith), (San Francisco: ASP)
- ELMEGREEN, D. M., CHROMEY, F. R., MCGRATH, E. J., & OSTENSON, J. M. 2002, Circumnuclear Star Formation in the Spiral Galaxy NGC 3310, *AJ* **123**, 1381–1388
- ELSON, R. A. W. & FALL, S. M., 1985, Age Calibration and Age Distribution for Rich Star Clusters in the Large Magellanic Cloud, *ApJ* **299**, 211–218
- FALL, S. M. 2004, Mass, Age and Space Distributions of Star Clusters, in *ASP Conf. Ser. 322, The Formation and Evolution of Massive Young Star Clusters*, p. 399 (eds. H.J.G.L.M. Lamers, A. Nota and L. Smith), (San Francisco: ASP)
- FALL, S. M., & REES, M. J. 1985, A Theory for the Origin of Globular Clusters *ApJ* **298**, 18–26
- FALL, S. M., & ZHANG, Q. 2001, Dynamical Evolution of the Mass Function of Globular Star Clusters, *ApJ* **561**, 751–765
- FISCHER, P., WELCH, D. L., CÔTÉ, P., ET AL., 1992, Dynamics of the young LMC cluster NGC 1866, *AJ* **103**, 857–870
- FORBES, D. A., BRODIE, J. P., & GRILLMAIR, C. J. 1997, On the Origin of Globular Clusters in Elliptical and cD Galaxies, *AJ* **113**, 1652–1665
- FORBES, D. A., & HAU, G. K. T., 2000, Imaging of the merging galaxy NGC 3597 and its population of protoglobular clusters, *MNRAS* **312**, 703–711
- FORBES, D. A., POLEHAMPTON, E., STEVENS, I. R., ET AL. 2000, A multiwavelength view at the heart of the superwind in NGC253, *MNRAS* **312**, 689–697
- GALLAGHER, S. C., CHARLTON, J. C., HUNSBERGER, S. D., ET AL., 2001, Hubble Space Telescope Images of Stephan's Quintet: Star Cluster Formation in a Compact Group Environment, *AJ* **122**, 163–181

- GELATT, A. E., HUNTER, D. A., & GALLAGHER, J. S. 2001, The Star Clusters in the Irregular Galaxy NGC 4449, *PASP* **113**, 142–153
- GIERSZ, M., 2001, Monte Carlo Simulations of Star Clusters – II. Tidally Limited, Multimass Systems with Stellar Evolution, *MNRAS* **324**, 218–230
- GILBERT, A. M., & GRAHAM, J. R., 2003, Ages, Masses & Imfs of Super Star Clusters in NGC 1569, in: “Extragalactic Globular Clusters and their Host Galaxies”, IAU Joint Discussion 6, ed. T. J. Bridges
- GIRARDI, L., CHIOSI, C., BERTELLI, G., & BRESSAN, A. 1995, Age distribution of LMC clusters from their integrated UVB colors: history of star formation, *A&A* **298**, 87–106
- GIRARDI, L. 2000, Broad-Band Colour Evolution of Star Clusters, in: “Massive Stellar Clusters”, Eds. A. Lançon and C. Boily, ASP Conf. Ser. 211, p. 133
- GOLDADER, J. D., GOLDADER, D. L., JOSEPH, R. D., ET AL. 1997, Heavily Obscured Star Formation in the II ZW 96 Galaxy Merger, *AJ* **113**, 1569–1579
- GOODWIN, S. P., 1997, The initial conditions of young globular clusters in the Large Magellanic Cloud, *MNRAS*, **286**, 669–680
- GOUDFROOIJ, P., ALONSO, M. V., MARASTON, C., & MINNITI, D. 2003, The star cluster system of the 3-Gyr-old merger remnant NGC 1316: clues from optical and near-infrared photometry, *MNRAS* **328**, 237–256
- HANCOCK, M., WEISTROP, D., EGGERS, D., NELSON, C. H., 2003, Star-Forming Knots in the UV-Bright Interacting Galaxies NGC 3395 and NGC 3396, *AJ* **125**, 1696–1710
- HARRIS, W. E. & VAN DEN BERGH, S. 1981, Globular clusters in galaxies beyond the local group. I - New cluster systems in selected northern ellipticals, *AJ* **86**, 1627–1642
- HARRIS, J., CALZETTI, D., GALLAGHER, J. S., III, ET AL. 2001, Young Clusters in the Nuclear Starburst of M83, *AJ* **122**, 3046–3064
- HARRIS, W. E., 2001, Globular Cluster Systems, in: Star Clusters, Saas-Fee Advanced Course 28. Lecture Notes 1998, Swiss Society for Astrophysics and Astronomy. Edited by L. Labhardt and B. Binggeli. Springer-Verlag, Berlin, 2001, p.223
- HARRIS, J., CALZETTI, D., GALLAGHER, J. S., III, ET AL. 2004, The Recent Cluster Formation Histories of NGC 5253 and NGC 3077: Environmental Impact on Star Formation, *ApJ* **603**, 503–522
- HILKER, M., INFANTE, L., VIEIRA, G., ET AL., 1999, The central region of the Fornax cluster. II. Spectroscopy and radial velocities of member and background galaxies, *A&A Suppl.* **134**, 75–86
- HILLS, J. G., 1980, The effect of mass loss on the dynamical evolution of a stellar system - Analytic approximations, *ApJ* **235**, 986–991
- HO, L. C., & FILIPPENKO, A. V., 1996, Dynamical Evidence for Massive, Young Globular Clusters in NGC 1569, *ApJ* **466**, L83–L86
- HO, L. C., & FILIPPENKO, A. V., 1996, High-Dispersion Spectroscopy of a Luminous, Young Star Cluster in NGC 1705: Further Evidence for Present-Day Formation of Globular Clusters, *ApJ* **472**, 600–610
- HODGE, P. W. 1980, The Recent Evolutionary History of the Galaxies NGC 6822 and IC 1613, *ApJ* **241**, 125–131
- HOLTZMAN, J., FABER, S. M., SHAYA, E. J., ET AL. 1992, Planetary Camera observations of NGC 1275 - Discovery of a central population of compact massive blue star clusters, *AJ* **103**, 691–702
- HOLTZMAN, J. A., WATSON, A. M., MOULD, J. R., ET AL., 1996, Star Clusters in Interacting and Cooling Flow Galaxies, *AJ* **112**, 416–430
- HOMEIER, N. L., & GALLAGHER, J. S. 1999, Kinematics and Structure of the Starburst Galaxy NGC 7673, *ApJ* **522**, 199–208
- HOMEIER, N. L., GALLAGHER, J. S., III, PASQUALI, A. 2002, The star cluster system of the NGC 7673 starburst, *A&A* **391**, 857–873
- HUNTER, D. A., O’CONNELL, R. W., & GALLAGHER, J. S., III, 1994, Hubble Space Telescope imaging of the central star forming region in NGC 1140, *AJ* **108**, 84–89
- HUNTER, D. A., O’CONNELL, R. W., GALLAGHER, J. S., & SMECKER-HANE, T. A., 2000, The Star Clusters in the Starburst Irregular Galaxy NGC 1569, *AJ* **120**, 2383–2401
- HUNTER, D. A., ELMGREEN, B. G., DUPUY, T. J., & MORTONSON, M., 2003, Cluster Mass

- Functions in the Large and Small Magellanic Clouds: Fading and Size-of-Sample Effects, *AJ* **126**, 1836–1848
- JOHNSON, K. E., VACCA, W. D., LEITHERER, C., ET AL. 1999, The Very Young Starburst Merger System NGC 1741, *AJ* **117**, 1708–1724
- JOHNSON, K. E., & CONTI, P. S. 2000, Recent Star Formation in Several Galaxies of the Tidally Disturbed System HCG 31, *AJ* **119**, 2146–2153
- JOHNSON, K. E., LEITHERER, C., VACCA, W. D., CONTI, P. S., 2000, Hubble Space Telescope Observations of HE 2-10: Outflows and Young Super-Star Clusters, *AJ* **120**, 1273–1288
- JOSHI, K. J., RASIO, F. A., & PORTEGIES ZWART, S., 2000, Monte Carlo Simulations of Globular Cluster Evolution. I. Method and Test Calculations, *ApJ* **540**, 969–982
- KENNICUTT, R. C. & CHU, Y.-H. 1988, Giant HII Regions and the Formation of Populous Star Clusters, *AJ* **95**, 720–730
- KENNICUTT, R. C., 1998, Star Formation in Galaxies Along the Hubble Sequence, *ARA&A* **36**, 189–232
- KISSLER-PATIG, M., 2000, Extragalactic Globular Cluster Systems: A new Perspective on Galaxy Formation and Evolution, *Reviews in Modern Astronomy* **13**, 13–44
- KNIERMAN, K. A., GALLAGHER, S. D., CHARLTON, J. C., ET AL., 2003, From Globular Clusters to Tidal Dwarfs: Structure Formation in the Tidal Tails of Merging Galaxies, *AJ* **126**, 1227–1244
- KOTILAINEN, J. K., REUNANEN, J., LAINE, S., & RYDER, S. D. 2001, Near-infrared line imaging of the starburst galaxies NGC 520, NGC 1614 and NGC 7714, *A&A* **366**, 439–450
- KROUPA, P., 2002, The Initial Mass Function of Stars: Evidence for Uniformity in Variable Systems, *Science* **295**, 82–91
- KROUPA, P., AARSETH, S., & HURLEY, J. 2001, The formation of a bound star cluster: from the Orion nebula cluster to the Pleiades, *MNRAS* **321**, 699–712
- KROUPA, P., & BOILY, C. M. 2002, On the mass function of star clusters, *MNRAS* **336**, 1188–1194
- KUNDU, A., & WHITMORE, B. C. 2001, New Insights from HST Studies of Globular Cluster Systems. I. Colors, Distances, and Specific Frequencies of 28 Elliptical Galaxies, *AJ* **121**, 2950–2973
- LADA, C. J. & LADA, E. A. 2003, Embedded Clusters in Molecular Clouds, *ARA&A* **41**, 57–115
- LARSEN, S. S. 2000, Young massive star clusters in M51, *MNRAS* **319**, 893–901
- LARSEN, S. S. 2002, The Luminosity Function of Star Clusters in Spiral Galaxies, *AJ* **124**, 1393–1409
- LARSEN, S. S. 2000, The structure and environment of young stellar clusters in spiral galaxies, *A&A* **416**, 537–553
- LARSEN, S. S., BRODIE, J.P., ELMEGREEN, B. G., ET AL. 2001, Structure and Mass of a Young Globular Cluster in NGC 6946, *ApJ* **556**, 801–812
- LARSEN, S. S., & BRODIE, J. P., 2002, HST observations of star clusters in NGC 1023: Evidence for three cluster populations?, *AJ* **120**, 2938–2949
- LARSEN, S. S. & RICHTLER, R. 1997, Massive Star Clusters in Nearby Spiral Galaxies, In: ASP Conf. Ser. 136, 67–69, ed. D. Zaritsky
- LARSEN, S. S. & RICHTLER, R. 1999, Young Massive Star Clusters in Nearby Galaxies. I. Identification and General Properties of Cluster Systems, *A&A* **345**, 59–72
- LARSEN, S. S. & RICHTLER, R. 2000, Young Massive Star Clusters in Nearby Galaxies. III. Correlations Between Cluster Populations and Host Galaxy Properties, *A&A* **354**, 836–846
- LARSEN, S. S. & RICHTLER, R. 2004, Dynamical Mass Estimates for Two Luminous Young Stellar Clusters in Messier 83, *A&A*, submitted
- LARSEN, S. S., BRODIE, J. P., & HUNTER, D. A., 2004, Dynamical Mass Estimates for Five Young Massive Stellar Clusters, *AJ*, in press
- LEE, M. G., KIM, E., & GEISLER, D. 1997, Young Star Clusters in the Dwarf Irregular Galaxy, UGC 7636, Interacting with the Giant Elliptical Galaxy NGC 4472, *AJ* **114**, 1824–1833
- LUTZ, D., 1991, NGC 3597 - Formation of an elliptical via merging?, *A&A* **245**, 31–40
- MAÍZ-APELLÁNIZ, J. 2001, Structural Properties of Massive Young Clusters, *ApJ* **563**, 151–162
- MAKAROVA, L. N., & KARACHENTSEV, I. D. 2003, On the Distance to Nearby Dwarf Galaxy NGC 1569, *Astrophysics* **46**, 144–150

- MAOZ, D., FILIPPENKO, A. V., HO, L. C., ET AL., 1996, An Atlas of Hubble Space Telescope Ultraviolet Images of Nearby Galaxies, *ApJS* **107**, 215–226
- MAOZ, D., BARTH, A. J., HO, L. C., ET AL., 2001, An Ultraviolet through Infrared Look at Star Formation and Super Star Clusters in Two Circumnuclear Starburst Rings, *AJ* **121**, 3048–3074
- MAOZ, D., HO, L. C., & STERNBERG, A., 2001, The Super-Star Cluster NGC 1569-A Resolved on Subparsec Scales with Hubble Space Telescope Spectroscopy, *ApJ* **554**, L139–L142
- MARASTON, C., KISSLER-PATIG, M., BRODIE, J. P., ET AL., 2002, AGB Phase Transition in Globular Clusters: A Tool for Dating Starbursts, *AP&SS* **281**, 137–138
- MARASTON, C., BASTIAN, N., SAGLIA, R. P., ET AL. 2004, The Dynamical Mass of the young Cluster W3 in NGC 7252: Heavy-Weight Globular Cluster or Ultra Compact Dwarf Galaxy? *A&A* **416**, 467–473
- MAYALL, N. U., 1935, Radial Velocities of Two Irregular Nebulae: N. G. C. 1569 and N. G. C. 2366, *PASP* **47**, 319–320
- MCCRADY, N., GILBERT, A. M., & GRAHAM, J. R., 2003, Kinematic Masses of Super-Star Clusters in M82 from High-Resolution Near-Infrared Spectroscopy, *ApJ* **596**, 240–252
- MCLAUGHLIN, D. E. 2000, Binding Energy and the Fundamental Plane of Globular Clusters, *ApJ* **539**, 618–640
- MELNICK, J., MOLES, M., & TERLEVICH, R., 1985, The super star cluster in NGC 1705, *A&A* **149**, L24–L26
- MENGEL, S., LEHNERT, M. D., THATTE, N., & GENZEL, R., 2002, Dynamical masses of young star clusters in NGC 4038/4039, *A&A* **383**, 137–152
- MEURER, G. R., HECKMAN, T. M., LEITHERER, C., ET AL. 1995, Starbursts and Star Clusters in the Ultraviolet, *AJ* **110**, 2665–2691
- MILLER, B. W., WHITMORE, B. C., SCHWEIZER, F., & FALL, S. M., 1997, The Star Cluster System of the Merger Remnant NGC 7252, *AJ* **114**, 2381–2401
- O’CONNELL, R. W., GALLAGHER, J. S., III, HUNTER, D. A. 1994, Hubble Space Telescope imaging of super-star clusters in NGC 1569 and NGC 1705, *ApJ* **433**, 65–79
- O’CONNELL, R. W., GALLAGHER, J. S., III, HUNTER, D. A., WESLEY, C. N., 1995, Hubble Space Telescope Imaging of Super Star Clusters in M82, *ApJ* **446**, L1–L4
- ORIGLIA, L., LEITHERER, C., ALOISI, A., ET AL., 2001, The Stellar Content of the Super-Star Clusters in NGC 1569, *AJ* **122**, 815–824
- ÖSTLIN, G., BERGVALL, N., & RÖNNBACK, J., 1998, Globular clusters in the blue compact galaxy ESO 338-IG04 (Tololo 1924-416), as tracers of the star formation history. Results from HST/WFPC2 observations, *A&A* **335**, 85–112
- PASQUALI, A., DE GRIJS, R., & GALLAGHER, J. S., 2003, On the formation of star clusters in the merger NGC 6240, *MNRAS* **345**, 161–174
- PASQUALI, A., GALLAGHER, J. S., DE GRIJS, R., 2004, Nuclear star formation in NGC 6240, *A&A* **415**, 103–116
- PEEBLES, P. J. E., & DICKE, R. H., 1968, Origin of the Globular Star Clusters, *ApJ* **154**, 891–908
- RICHTLER, T., 1993, Recent Research on Young Magellanic Cloud Globular Clusters, in: “The Globular Cluster-Galaxy Connection”, ASP Conf. Ser. Vol. 48, eds. G. H. Smith and J. P. Brodie, p. 375, San Francisco
- SCHWEIZER, F., 1987, Star Formation in Colliding and Merging Galaxies, In: “Nearly Normal Galaxies: From the Planck Time to the Present”, New York, Springer-Verlag, p. 18–25
- SCHWEIZER, F., MILLER, B. W., WHITMORE, B. C., & FALL, S. M., 1996, Hubble Space Telescope Observations of Candidate Young Globular Clusters and Stellar Associations in the Recent Merger Remnant NGC 3921, *AJ* **112**, 1839–1862
- SCOVILLE, N. Z., EVANS, A. S., DINSHAW, N., ET AL., 1998, NICMOS Imaging of the Nuclei of ARP 220, *ApJ* **492**, L107–L110
- SCOVILLE, N. Z., EVANS, A. S., THOMPSON, R., ET AL., 2000, NICMOS Imaging of Infrared-Luminous Galaxies, *AJ* **119**, 991–1061
- SECKER, J., GEISLER, D., MCLAUGHLIN, D. E., & HARRIS, W. E., 1995, Washington Photometry of the Globular Cluster System around NGC 3311: Analysis of the Metallicities, *AJ* **109**, 1019–1032

- SHIELDS, J. C., & FILIPPENKO, A. V., 1990, Discovery of a massive, young star cluster in the filaments of NGC 1275, *ApJL* **353**, L7–L10
- SMITH, L. J., & GALLAGHER, J. S., 2001, M82-F: a doomed super star cluster?, *MNRAS* **326**, 1027–1040
- STERNBERG, A., 1998, The Initial Mass Functions in the Super-Star Clusters NGC 1569A and NGC 1705-1, *ApJ* **506**, 721–726
- TACCONI-GARMAN, L. E., STERNBERG, A., & ECKART, A., 1996, Sub-Arcsecond 2.2 micron Imaging of the Starburst Galaxy NGC 1808: Infrared Observations of Super Star Clusters, *AJ* **112**, 918–928
- TOOMRE, A., & TOOMRE, J., 1972, Galactic Bridges and Tails, *ApJ* **178**, 623–666
- TRAN, H. D., SIRIANNI, M., FORD, H. C., ET AL., 2003, Advanced Camera for Surveys Observations of Young Star Clusters in the Interacting Galaxy UGC 10214, *ApJ* **585**, 750–755
- TREMONTI, C. A., CALZETTI, D., LEITHERER, C., & HECKMAN, T. M. 2001, Star Formation in the Field and Clusters of NGC 5253, *ApJ* **555**, 322–337
- TURNER, J. L., & BECK, S. C. 2004, The Birth of a Super-Star Cluster: NGC 5253, *ApJ* **602**, L85–L88
- VAN DEN BERGH, S., 1971, The Post-Eruptive Galaxy M 82, *A&A* **12**, 474–476
- VAN DEN BERGH, S. 1979, Star Clusters in IC 1613 and in the Small Magellanic Cloud, *ApJ* **230**, 95–96
- VAN DEN BERGH, S., 1982, Globular Clusters and Galaxy Mergers, *PASP* **94**, 459–464
- VAN DEN BERGH, S., 1995, Supernovae, Globular Clusters and Galaxy Mergers, *ApJ* **450**, 27–31
- VAN DEN BERGH, S., MORBEY, C., & PAZDER, J., 1991, Diameters of Galactic Globular Clusters, *ApJ* **375**, 594–599
- VANZI, L., HUNT, L. K., THUAN, T. X., & IZOTOV, Y. I. 2000, The near-infrared view of SBS 0335-052, *A&A* **363**, 493–506
- VANZI, L., & SAUVAGE, M. 2004, Dust and super star clusters in NGC 5253, *A&A* **415**, 509–520
- VÁZQUEZ, G. A., LEITHERER, C., HECKMAN, T. M., ET AL. 2004, Characterizing the Stellar Population in NGC 1705-1, *ApJ* **600**, 162–181
- VESPERINI, E., ZEPF, S. E., KUNDU, A., & ASHMAN, K. M., 2003, Modeling the Dynamical Evolution of the M87 Globular Cluster System, *ApJ* **593**, 760–771
- VESPERINI, E., & ZEPF, S. E. 2003, Effects of the Dissolution of Low-Concentration Globular Clusters on the Evolution of Globular Cluster Systems, *ApJ* **587**, L97–L100
- WATSON, A. M., GALLAGHER, J. S., III, HOLTZMAN, J. A., ET AL. 1996, The Discovery of Young, Luminous, Compact Stellar Clusters in the Starburst Galaxy NGC 253, *AJ* **112**, 534–544
- WEISTROP, D., EGGERS, D., HANCOCK, M., ET AL., 2004, Looking Closely at Medusa: Star-forming Knots at the Center of NGC 4194, *AJ* **127**, 1360–1370
- WHITMORE, B. C., SCHWEIZER, F., LEITHERER, C., BORNE, K., & ROBERT, C. 1993, Hubble Space Telescope discovery of candidate young globular clusters in the merger remnant NGC 7252, *AJ* **106**, 1354–1370
- WHITMORE, B. C., SPARKS, W. B., LUCAS, R. 1995, Hubble Space Telescope Observations of Globular Clusters in M87 and an estimate of H0 *ApJ* **454**, L73–L76
- WHITMORE, B. C. & SCHWEIZER, F. 1995, Hubble space telescope observations of young star clusters in NGC 4038/4039, 'The Antennae' galaxies, *AJ* **109**, 960–980
- WHITMORE, B. C., ZHANG, Q., LEITHERER, C., ET AL., 1999, The Luminosity Function of Young Star Clusters in "the Antennae" Galaxies (NGC 4038-4039), *AJ* **118**, 1551–1576
- WHITMORE, B. C. 2003, The Formation of Star Clusters, In: "A Decade of HST Science", eds. Mario Livio, Keith Noll & Massimo Stiavelli (Cambridge: Cambridge University Press), 153
- WHITMORE, B. C. 2004, Survival Rates and Consequences, *Preprint astro-ph/0403709*
- WORTHEY, G., 1994, Comprehensive Stellar Population Models and the Disentanglement of Age and Metallicity Effects, *ApJ Suppl.* **95**, 107–149
- ZEPF, S. E., & ASHMAN, K. M., 1993, Globular Cluster Systems Formed in Galaxy Mergers, *MNRAS* **264**, 611–618
- ZEPF, S. E., ASHMAN, K. M., ENGLISH, J., ET AL. 1999, The Formation and Evolution of Candidate Young Globular Clusters in NGC 3256, *AJ* **118**, 752–764

- ZHANG, Q., & FALL, S. M. 1999, The Mass Function of Young Star Clusters in the “Antennae” Galaxies, *ApJ* **527**, L81–L84
- ZHANG, Q., FALL, S. M., & WHITMORE, B. C. 2001, A Multiwavelength Study of the Young Star Clusters and Interstellar Medium in the Antennae Galaxies, *ApJ* **561**, 727–750
- ZINN, R. The Globular Cluster System of the Galaxy. IV – The Halo and Disk Subsystems, *ApJ* **293**, 424–444