

A super massive black hole binary in 3C66B: future observational perspectives

F. De Paolis, G. Ingrosso, A. A. Nucita

Dipartimento di Fisica, Università di Lecce, and *INFN*, Sezione di Lecce, Via Arnesano, CP 193, I-73100 Lecce, Italy

the date of receipt and acceptance should be inserted later

Abstract. Supermassive black hole binaries (SMBHBs) may exist in the centers of galaxies and active galactic nuclei (AGN) and are expected to be fairly common in the Universe as a consequence of merging processes between galaxies. The existence of SMBHBs can be probed by looking for double nuclei in galaxy centers or, more easily, detecting periodic behavior in the observed radio light curves. In a recent paper, Sudou et al. Sudou (2003) announced the first direct observation of an SMBHB. Using VLBI observations they found that the unresolved radio core of the radio galaxy 3C66B shows a well defined elliptical motion with a period of 1.05 ± 0.03 yrs, implying the presence of a couple of massive black holes in the center of the galaxy. In the present paper we study the astrophysical implications of the existence of such an SMBHB in 3C66B. In particular we focus on the information that can be obtained from detecting a signal periodicity either in the *X*-ray and/or γ -ray light curves as a consequence of the motion of the black holes. These observations could be used to extract further information on the physical parameters of the SMBHB and partially solve the system parameter degeneracy. The detection of the gravitational wave spectrum emitted by such system may be used to completely determine the physical parameters of the binary system.

Key words. Gravitation - Black Holes-X-ray

1. Introduction

It is now well established that galaxies generally contain massive black holes in their nuclei (Rees 1984, Kormendy & Richstone 1995, Richstone et al. 1998) and since merging events are expected to be rather common (see e.g. White 1997) supermassive black hole binaries (hereinafter SMBHBs) may be found frequently in galactic cores (Begelman et al. 1980).

Up to now, several astrophysical phenomena have been attributed to SMBHBs. In fact, their presence influences the stars in the galaxy center regions whose mass density profile, as observed by numerical simulations (Nakano & Makino 1991), may show a $\rho \propto r^{-1/2}$ profile typical of giant galaxies that have experienced many merging processes in their lifetime.

Moreover, if the black holes are rotating and have misaligned spins, plasma beams (aligned with the black hole axis) precess with period of $10^3 - 10^4$ yr and curved jets should be observed. This phenomenon happens in double-double radio galaxies (Schoenmakers 2000) and in both S and X-shaped galaxies (Leahy & Williams 1984, Parma et al. 1985, Wang et al. 2003).

Periodic outburst activity, as for example in the quasar OJ 287 (see e.g. Sillanpää et al. 1998, Lehto & Valtonen 1996) and periodic behavior in the radio, optical, *X*-ray and γ -ray light curves of many AGNs are also possibly related to the presence of a central massive binary black hole creating a jet either aligned along the line of sight or interacting with an accretion disk (Yu 2002).

Up to now, the search for *X*-ray and/or γ -ray variability was considered as a method to probe the existence of an SMBHB in the center of a galaxy. For example, at least three Mkn objects (Mkn 501, Mkn 421 and Mkn 766) reveal periodic behavior in the observed signal so that in recent studies they have been considered as possibly containing SMBHBs (see Rieger & Mannheim 2000, De Paolis et al. 2002 and De Paolis et al. 2003).

However, the best tracer of the existence of SMBHB in a galaxy core remains the detection of the Keplerian orbital motion of some emission component close to the two black holes and, eventually, the observation of eclipse episodes as in the case of the AGN OJ 287 (Sadun et al. 1994, Lehto & Valtonen 1996, Pietila 1998).

Unfortunately, a technical problem is that the typical black hole separation ($\sim 10^{16} - 10^{17}$ cm), for a host galaxy located at the distance of $\simeq 100$ Mpc, corresponds to a separation of $\sim 10 - 100 \mu\text{arcsec}$ and only recently has

the required accuracy in position measurements become available by the phase-referencing very long baseline interferometry technique at radio frequencies.

In a recent paper Sudou et al. (2003), using the VLBI facility, announced the first detection of a well defined Keplerian orbital motion of the radio emission component in a pair of well separated radio sources, 3C66B and 3C66A. The natural explanation of this observation is that the radio galaxy 3C66B hosts an SMBHB at its center.

On the assumption that the SMBHB orbit is circular, Sudou et al. (2003) have estimated, by a best fitting procedure, the physical parameters of the system and found a mass density value of $2 \times 10^{15} M_{\odot} \text{ pc}^{-3}$, larger than of the massive object in NGC4258 and SgrA*.

However, radio observations do not make it possible to determine all the binary system parameters since the results depend on the mass ratio q between the two components, on the eccentricity of the system, and on the semi-major axis.

The aim of this paper is to present a complete analysis of the SMBHB in question by relaxing the assumption of a circular orbit¹ and indicating some direction for further observations which may solve the parameter degeneracy for the system in 3C66B.

In fact, a galaxy nucleus hosting an SMBHB of which one of the components is emitting a jet with Lorentz factor γ_L towards the observer may show periodic light curves both at X -ray and γ -ray wavelengths (see Rieger & Mannheim 2000 and De Paolis et al. 2002).

Thus, assuming that the radio jet in 3C66B is emitted by the less massive black hole (with mass m) which is moving in an elliptical orbit (with semi-major axis a given by the VLBI radio observations, and generic eccentricity e) around its companion (having mass M), we study both the expected X -ray and γ -ray signal periodicity P_{obs} and the flux ratio f between maximum and minimum signal as a function of the jet Lorentz factor γ_L and of the power law spectral index α of the photon flux.

We show how the measurements of f and P_{obs} may be used to extract further information about the physical parameters of the SMBHB system hosted by the radio galaxy 3C66B.

We also consider the gravitational wave spectrum and amplitude emitted by the SMBHB as a function of the orbital parameters of the system and compare the expected signal with the capabilities of the next generation space-based interferometers LISA and ASTROD.

The paper is structured as follows: in Sect. 2 we review the main properties of the radio galaxy 3C66B and in particular the observed parameters of the SMBHB at its center. In Sect. 3 we discuss the expected periodicity of the light curves in the X -ray and/or γ -ray band and show how the flux ratio f depends on the system parameters. We show how one can use the expected periodicity P_{obs}

and f to constrain the physical parameters of the binary system. We have performed this analysis by assuming that the jet inclination angle to the line of sight is $i \simeq 1/\gamma_L$ as expected for typical blazars. In addition, we have considered also the more realistic case in which i may be estimated by radio observations. However, in both cases the SMBHB parameters may be completely determined only if the spectrum of the gravitational waves emitted by the system is detected. Finally, our conclusions are given in Sect. 4.

2. An SMBHB in the radio galaxy 3C66B

Using the very-long-baseline-interferometer, Sudou et al. (2003) recently announced the first direct evidence of the existence of an SMBHB in a distant galaxy.

They looked for the Keplerian orbital motion of a radio emission component in a pair of well separated ($\simeq 6$ arcmin) radio sources, 3C66B and 3C66A; 3C66B is a radio galaxy at redshift $z = 0.0215$ (Matthews et al. 1964) whereas 3C66A is a more distant BL Lac object ($z = 0.44$, Miller 1978) which was used as the stationary position reference to 3C66B. In fact, observing both objects at 2.3 and 8.4 GHz (Sudou et al. 2003) the radio core position of 3C66B at each epoch was measured with respect to 3C66A. This revealed a time variation of the 3C66B core position which is well fitted by an elliptical motion with an averaged period estimated to be 1.05 ± 0.03 yrs (see Table 1 and Sudou et al. 2003 for more details).

Since the radio core is located at the root of the jet where the optical depth for synchrotron self-absorption is of the order of unity (Lobanov 1998), it is expected that the 2.3 GHz core is located at a greater distance from the central engine than the 8.4 GHz core. Thus, the observation that the 2.3 GHz semi-major axis ($243 \pm 30 \mu\text{arcsecs}$) is larger than the 8.4 GHz one ($45 \pm 4 \mu\text{arcsecs}$) is a proof that the jet in 3C66B also suffers a precessional motion. According to Sudou et al. 2003, the most plausible explanation for this result is that while the 2.3 GHz core motion maps the jet precession, the elliptic motion observed in the 8.4 GHz band well describes the orbital motion of an SMBHB in 3C66B with a Keplerian period $P_K = 1.05 \pm 0.03$ yrs.

Since, as stated above, observations at 8.4 GHz are believed to reflect the radio core motion of the SMBHB more closely than those at 2.3 GHz, assuming that the jet is emanating from the less massive black hole (of mass $m < M$), Sudou et al. 2003 estimated the semi-major axis a of the fitted orbit to be the upper limit of the orbital radius of the SMBHB, i.e.

$$a_{\text{max}} \simeq 5.4 \times 10^{16} (1 + q) \text{ cm}, \quad (1)$$

where $q = m/M$ is the mass ratio between the two binary components. With this assumption, and from the definition of the Keplerian period

$$P_K = 2\pi \sqrt{\frac{r^3}{G(M + m)}}, \quad (2)$$

¹ It is expected in fact that if SMBHBs come from merging events between galaxies they could be in elliptical orbits with eccentricities up to 0.8 – 0.9 (Fitchett 1987).

Table 1. Parameters of the fitted elliptical motion of the radio core in 3C 66B monitored in the two radio bands 2.3 and 8.4 GHz. Data are taken from Sudou et al. 2003

Radio Bands	2.3 GHZ	8.4 GHZ
Semi-major axis (μarcsec)	243 ± 30	45 ± 4
Axial ratio	0.31 ± 0.17	0.24 ± 0.14
Period (yrs)	1.10 ± 0.06	1.02 ± 0.04

the following relation holds

$$M \simeq 4.6 \times 10^{10} (1 + q)^2 M_{\odot}, \quad (3)$$

which makes it possible to estimate the masses of the two components once the mass ratio q is given. In Fig. 1 the two black hole masses m and M of the black holes are shown as a function of the mass ratio q .

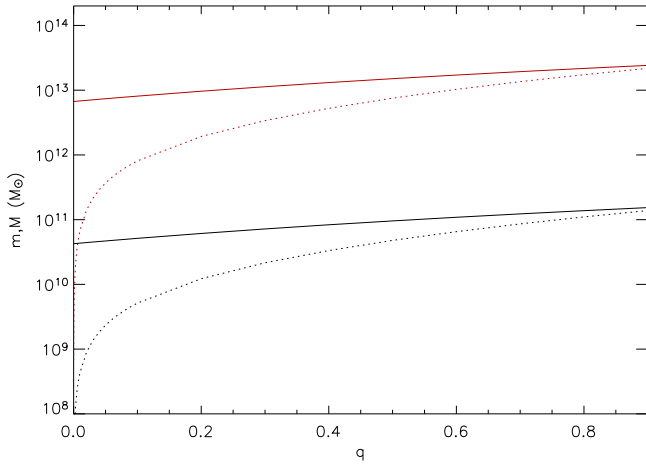


Fig. 1. The masses of the two black holes m (dashed line) and M (solid line) are given as a function of the mass ratio q . Red lines correspond to the orbital maximum semi-major axis $a \simeq 5.4 \times 10^{16}(1+q)$ cm at 8.4 GHz while black lines correspond to $a \simeq 2.9 \times 10^{17}(1+q)$ cm at 2.3 GHz.

As is clear from Table 1, the estimated orbit semi-major axis a is different at different wavelengths. In fact, it is $a_{max} \simeq 5.4 \times 10^{16}(1+q)$ cm at 8.4 GHz and increases by a factor $\eta \simeq 5.4$ at 2.3 GHz becoming $a_{max} \simeq 2.9 \times 10^{17}(1+q)$ cm. Thus, the mass M in the previous equation is increased by a factor η^3 (as is also clearly stated in Sudou et al. 2003) if the semi-major axis is taken to be given by the observations at 2.3 GHz.

Here we would like to emphasize that observations at higher frequencies should allow to map more accurately the core motion in 3C66B giving a better estimate of the orbit semi-major axis which is expected to be smaller than $a_{max} \simeq 5.4 \times 10^{16}(1+q)$ cm.

Sudou et al. (2003) assumed that the binary system is characterized by a circular orbit (i.e. $e = 0$). However, if binary black holes originated from galactic mergers, they could be in eccentric orbits, and eccentricity values up to 0.8-0.9 are not necessarily extreme (Fitchett 1987). Of course, due to gravitational wave emission, orbits tend to circularize but this happens within a time-scale of the same order of magnitude as the merging time-scale (Peters 1964, Fitchett 1987). Therefore, if an SMBHB is found at the center of a galaxy, it may happen that the components are still in eccentric orbits. Consequently, the axial ratio quoted in Table 1 gives an upper limit to the true orbital eccentricity e since the binary orbit is seen projected on the plane of the sky. Thus, the possible SMBHB in 3C66B may be characterized by an orbit with with an eccentricity up to $e_{max} \simeq 0.96$. Relaxing the assumption of circular orbits will produce major changes in the estimation of both the gravitational wave amplitude and the coalescing time-scale of the SMBHB possibly hosted by 3C66B.

3. Signal periodicity in the X -ray and γ -ray light curves and the determination of the maximum-to-minimum flux ratio

Periodic outburst activities and periodic behavior in the radio, optical, X -ray and γ -ray light curves of many AGNs are believed to be related to the presence of an SMBHB in the center of the host galaxy (Yu 2002).

On this basis, Rieger & Mannheim (2000) (but see also De Paolis et al. 2002 for a generalization to orbits with generic eccentricity values) have recently proposed a method to determine the orbital parameters of the binary system from the observed quantities, i.e. the signal periodicity P_{obs} , the flux ratio f between maximum and minimum signal and the power law spectral index α of the photon flux.

According to these models, the periodicity in the flaring state is assumed to be the consequence of the orbital motion of a relativistic jet in the binary black hole. Therefore, the observed signal periodicity has a geometrical origin due to Doppler-shifted modulation.

As a consequence of the binary orbital revolution around the center of mass, the expected signal period P_{obs} is related to the Keplerian period P_K by (Rieger & Mannheim 2000)

$$P_{obs} = (1 + z) \left(1 - \frac{v_z}{c} \cos i\right) P_K, \quad (4)$$

where, according to the standard model for the jet bulk motion (see e.g. Spada 1999), the jet outflow velocity v_z is given by

$$v_z \simeq c(1 - 1/\gamma_L^2)^{1/2}, \quad (5)$$

and i is the inclination angle between the jet axis and the line of sight. In the case of blazars, it is usually assumed that $i \simeq 1/\gamma_L$ (Robson 1996, Urry and Padovani

1995). However, in the case of radio galaxies this assumption may not always hold and i (or at least an upper limit) can be estimated by direct observations. In the following we develop the necessary formalism in general (without assumptions for the inclination angle) and then we will apply it to the radio galaxy 3C66B by assuming either $i \simeq 1/\gamma_L$ or the available radio observations which restrict the parameter range (Hardcastle et al. 1996).

For a typical blazar in which $i \simeq 1/\gamma_L$, we show in Fig. 2 the dependence of the expected light curve periodicity on γ_L .

Thus, for the 3C66B galaxy it is expected that in the X-ray and/or γ -ray band the signal periodicity P_{obs} corresponding to $P_K \simeq 1.05$ yrs is in the range $\sim 10 - 150$ days as a function of γ_L in the case of $i \simeq 1/\gamma_L$. 3C66B

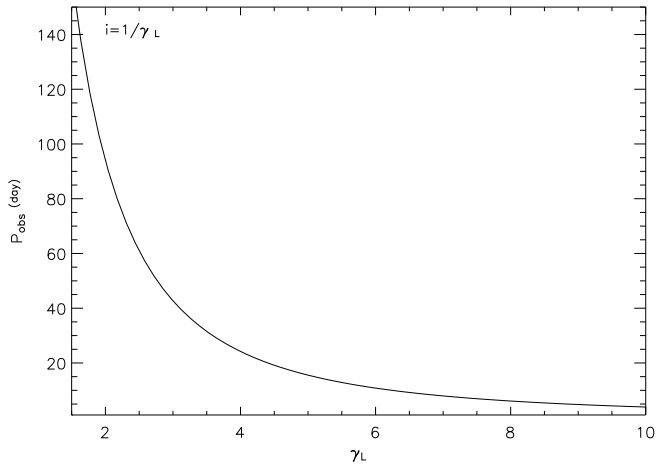


Fig. 2. The expected light curve periodicity as a function of the jet Lorentz factor γ_L is shown assuming the relation $i \simeq 1/\gamma_L$.

is a large source (several arcminutes in the direction of largest angular size) and is characterized by a jet and a counterjet with a high degree of asymmetry in the surface brightness up to distances of a few kpc from the radio nucleus, becoming more symmetric on largest scales.

The flux asymmetry may be explained by considering relativistic beaming, i.e. the whole jet material moves at the same bulk velocity βc and the jet and counterjet make the same angle i to the line of sight. In this case, the emission is Doppler-beamed towards or away from the observer and the ratio R between the jet and counterjet radio emission is given by (Hardcastle et al. 1996)

$$R = \left(\frac{1 + \beta \cos i}{1 - \beta \cos i} \right)^{2+\alpha_r}, \quad (6)$$

where α_r is the spectral index in the radio band. Measuring the integrated flux ratios of the jet and counterjet at different angular distances, it is possible to find

$\beta \cos i$ as a function of distance from the nucleus. This procedure constrains $\beta \cos i$ to be in the range $0.25 - 0.6$. Moreover, values of $\beta \cos i$ around 0.6 constrain the angle to the line of sight of the emerging jet to be $i \lesssim 53^\circ$. For

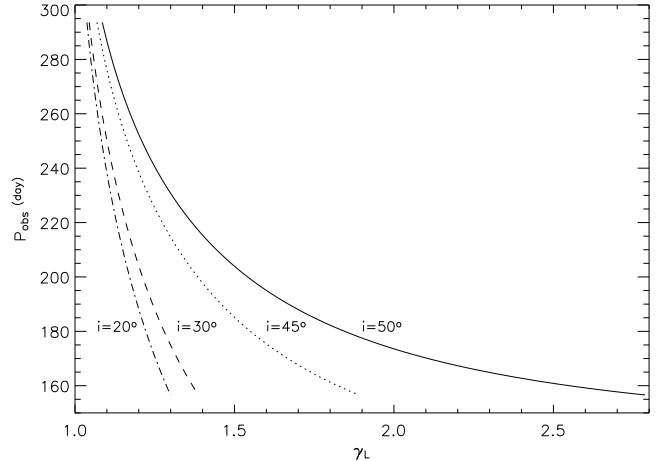


Fig. 3. The expected light curve periodicity as a function of γ_L is shown for different jet viewing angles i .

our purposes, leaving the jet inclination angle i as a free parameter for the bulk motion velocity β one has the obvious condition $\beta_{\text{min}} < \beta < \beta_{\text{max}}$, with $\beta_{\text{min}} = 0.25/\cos i$ and $\beta_{\text{max}} = 0.6/\cos i$. Consequently, the Lorentz factor is in the range $(1 - \beta_{\text{min}}^2)^{-0.5} < \gamma_L < (1 - \beta_{\text{max}}^2)^{-0.5}$.

In this way we can evaluate the expected X-ray and/or γ -ray light curve periodicity as a function of γ_L for different jet inclination angles i by using Eq. (4). In Fig. 3, we plot P_{obs} for the angles $i = 20^\circ, 30^\circ, 45^\circ$ and 50° . Note that the observed periodicity is always less than one year.

Let us further assume that the jet is emitted by the less massive black hole (of mass m) and that, as usual, the jet axis is parallel to the orbital angular momentum vector.² Moreover, we assume that the non-thermal X-ray and/or γ -ray radiation propagates outwards from the core along the jet with Lorentz factor γ_L . In this way, the observed flux modulation due to Doppler boosting can be written as (Rieger & Mannheim 2000)

$$S(\nu) = \delta^{3+\alpha} S'(\nu), \quad (7)$$

² We would like to mention that a generalization of our treatment to the more general case with arbitrary direction of the jet axis with respect to the orbital angular momentum vector requires the introduction of a set of quantities (the position angles of the jet in the sky plane, the jet precession opening half-angle, the inclination angle of the orbital plane, etc.) following, for example, a similar approach to that proposed by Abraham & Carrara (1998). However, this approach requires the knowledge of a number of parameters that are only weakly constrained by the observations. A comprehensive treatment of this case will be presented elsewhere.

where α is the source spectral index ³ and the Doppler factor is given by

$$\delta = \frac{\sqrt{1 - (v_z^2 + v_{ls}(\theta)^2)/c^2}}{1 - (v_z \cos i + v_{ls}(\theta) \sin i)/c}. \quad (8)$$

Here, v_{ls} is the component of the less massive black hole velocity along the line of sight and θ the polar angle defining the position of m in its orbit.

As discussed in De Paolis et al. (2002), the maximum and minimum values of the velocity v_{ls} are attained for $\theta = \pi/2$ and $\theta = 3\pi/2$, respectively, corresponding, through Eq. (8), to the two possible values δ_{max} and δ_{min} of the Doppler factor. With the assumption that the periodicity in the observed signal is due to the orbital motion of the binary black hole, one obtains from Eq. (7) the condition

$$\delta_{max}/\delta_{min} \simeq f^{1/(3+\alpha)}, \quad (9)$$

where f is the observed maximum to minimum flux ratio. Once the value of v_{ls} is known the previous equations give (for details see De Paolis et al. 2002)

$$\frac{M}{(m+M)^{2/3}} = \frac{P_{obs}^{1/3}}{[2\pi(1+z)G]^{1/3}} \frac{c}{\sin i} \times \frac{f^{1/3+\alpha} - 1}{f^{1/3+\alpha} + 1} \left(1 - \frac{v_z}{c} \cos i\right)^{2/3} (1 - e^2)^{1/2}. \quad (10)$$

VLBI observations may be used to constrain the masses of the two black holes in 3C66B so that the previous equation can be solved with respect to f giving

$$f = \left[\frac{1+k}{1-k} \right]^{3+\alpha}, \quad (11)$$

with

$$k = \frac{M}{(m+M)^{2/3}} \frac{[2\pi(1+z)G]^{1/3}}{P_{obs}^{1/3}} \frac{\sin i}{c} \times \left(1 - \frac{v_z}{c} \cos i\right)^{-2/3} (1 - e^2)^{-1/2}. \quad (12)$$

The percentage flux variation given by the previous equation depends on the orbital parameters of the SMBHB systems, the jet viewing angle i and the jet Lorentz factor γ_L . As discussed above, for a typical blazar the latter quantities depend on each other (i.e. $i \simeq 1/\gamma_L$) while for radio galaxies like 3C66B this is not always true.

In Fig. 4 we show the expected percentage flux variation between the maximum and minimum signal as a function of the orbital eccentricity, for different values of both the Lorentz factor γ_L and the power law spectral index α . Here we have considered the galaxy as a typical blazar, thus setting $i \simeq 1/\gamma_L$ in all the previous equations.

³ In the following, typical values of the power law index α are assumed to be in the range 1-2 (for details see Guainazzi, et al. 1999 and Boller et al. 2000).

Since we expect that future radio observations at frequencies higher than 8.4 GHz will improve the mapping of the SMBHB orbit in 3C66B, we consider, as an example, the orbit semi-major axis to be $a \simeq 5.4 \times 10^{16}(1+q)/\eta$ cm, being $\eta \simeq 4$.

Note that in this case, using the orbit semi-major axis obtained by the 8.4 GHz radio map (i.e. $a_{max} \simeq 5.4 \times 10^{16}(1+q)$ cm), Eq. (11) will be satisfied only for small Lorentz factor values $\gamma_L \lesssim 2$. In this case, the expected flux ratio f is high enough to make $1 - 1/f$ approach unity for any value of the eccentricity e (and therefore always imply $f \gtrsim 100$).

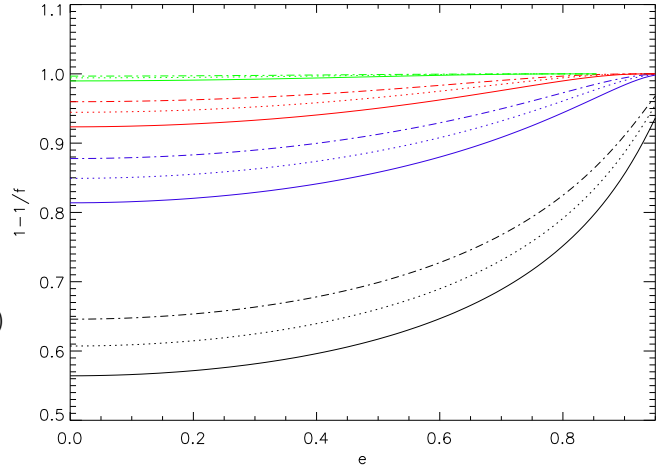


Fig. 4. The expected percentage flux variation of the X-ray and/or γ -ray light curves as a function of the orbit eccentricity. The curves have been obtained assuming, for the black hole maximum semi-major axis, $a \simeq 5.4 \times 10^{16}(1+q)/\eta$ cm with $\eta \simeq 4$. Black, blue, red and green lines correspond to Lorentz factors γ_L of 2, 4, 6 and 10, respectively. Solid, dotted and dashed lines correspond to power law indices $\alpha = 1, 1.5$ and 2, respectively. Here we have also assumed $i \simeq 1/\gamma_L$.

Let us now consider again the most realistic scenario according to which the jet inclination angle is $i \lesssim 53^\circ$ (Hardcastle et al. 1996). In this case, for each possible value of the inclination angle i there exists a different set of allowed values of the Lorentz factor γ_L (see discussion above). Hence, using Eq. (11) we can evaluate the expected flux percentage variation for different jet inclination angles i . This is shown in Figs. 5 a) and b) where we plot the expected percentage flux for two selected values of the jet inclination angle and γ_L ($i = 50^\circ$ and $\gamma_L = 2$ in Fig. 5a, $i = 30^\circ$ and $\gamma_L = 1.3$ in Fig. 5b).

As one can see, X-ray and/or γ -ray observations towards 3C66B may make it possible to detect a possible

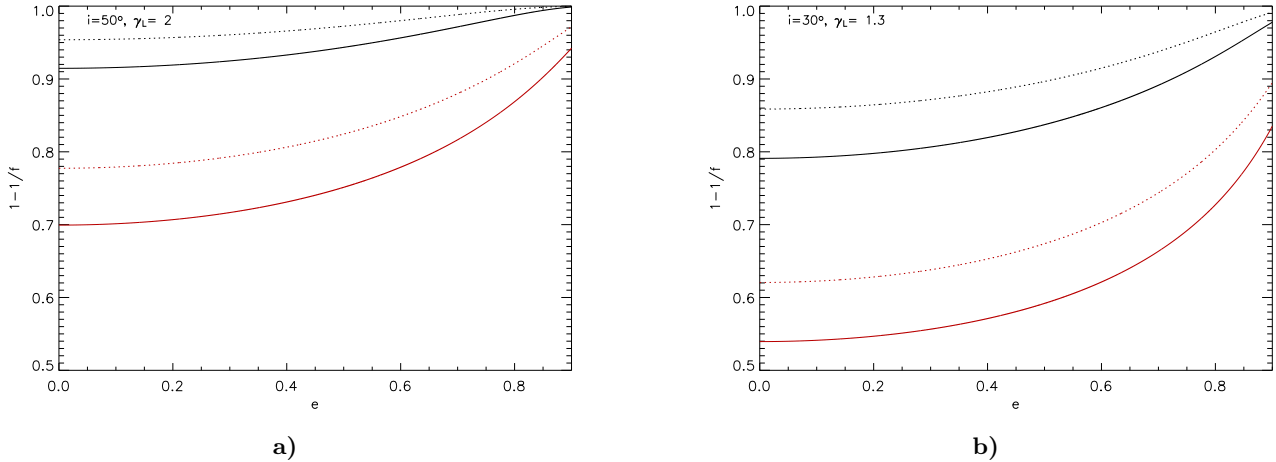


Fig. 5. The expected percentage flux variation of the X -ray and/or γ -ray light curves as a function of the orbit eccentricity. The curves were obtained assuming, for the black hole semi-major axis, $a \simeq 5.4 \times 10^{16}(1+q)/2$ cm (black lines) and $a \simeq 5.4 \times 10^{16}(1+q)/4$ cm (red lines). Solid and dotted lines correspond to power law index $\alpha = 1$ and 2, respectively. Here we are considering a more realistic geometry for the 3C66B galaxy jets.

periodic behavior in the light curves which can be directly used to fix the Lorentz factor γ_L (see Fig. 2). In addition, the detection of the signal flux ratio f will allow to determine the orbit eccentricity e of the SMBHB possibly hosted by the radio galaxy 3C66B at least if the percentage flux variation is not close to unity, and also give information about the jet inclination angle i .

Note also that radio observations of the nuclear region of 3C66B have shown a strong flux variability (up to 35 per cent at high frequencies) on a time scale of months (Hardcastle et al. 1996) which might be due to the Doppler modulation effect of the jet and counterjet motion towards or away from the observer.

4. Discussion and conclusions

As stated in the previous section, if 3C66B really hosts an SMBHB in its center, a periodic behavior of the light curve in the X -ray and/or γ -ray bands and a certain flux ratio f are expected. A measure of P_{obs} and f would allow getting both the jet Lorentz factor γ_L and the system orbit eccentricity e through Fig. 2 and Fig. 4.

However, since the curves in Fig. 4 do not depend on the mass ratio q , also measuring f does not make it possible to obtain a complete definition of the orbital parameters of the SMBHB. Thus, a third observation, i.e. the gravitational wave emission, is necessary to extract the value of q .

First, note that the emission of gravitational radiation makes the SMBHB orbit to shrink within the merging time-scale (Peters 1964, Fitchett 1987)

$$T \simeq \frac{167\tau c^5}{Mm(M+m)} \int_0^{e_0} \frac{\left(1 + \frac{121e^2}{304}\right)^{1181/2299} e^{29/10}}{(1-e^2)^{3/2}} de, \quad (13)$$

where τ is a constant that depends on the initial orbit semi-major axis a_0 and eccentricity e_0 .

In Fig. 6 the coalescing time scale T for different values of the mass ratio q (different lines) and two values of the semi-major axis a (different colors) is shown as a function of the orbit eccentricity e . Models corresponding to the higher value of a (red lines) are clearly unlikely since the corresponding coalescing time-scale is shorter than 10^2 yrs. On the contrary, models with the smaller semi-major axis (corresponding to that derived by using the 8.4 GHz map) and $q \lesssim 10^{-3}$ always have coalescing time-scales longer than $\sim 10^2$ yrs and may therefore be considered acceptable. Note also that, as previously stated, since future radio observations at frequencies higher than 8.4 GHz will allow better constraint of the semi-major axis of the SMBHB system the true coalescing time-scale of the massive black hole binary systems may be longer than that quoted here.

The SMBHB mass ratio q may be determined if one could observe the gravitational wave spectrum. In Fig. 7 we present the expected gravitational wave spectrum for different values of the mass ratio q and orbital eccentricity e . Straight lines correspond to the detection thresholds of the next generation of space-based interferometers LISA (Reinhard 2000) and ASTROD (Wu et al. 2000 and Ni 2002).

Thus, future X -ray and/or γ -ray observations may allow to obtain information about both the bulk motion of the jet (γ_L) and its precession and, consequently, confirm the SMBHB model for the radio galaxy 3C66B. These measurements may also allow to define the semi-major axis a and estimate the orbital eccentricity e of the binary system as follows from Figs. 2 and Fig. 4. Moreover, the mass ratio q may be attained from the observation

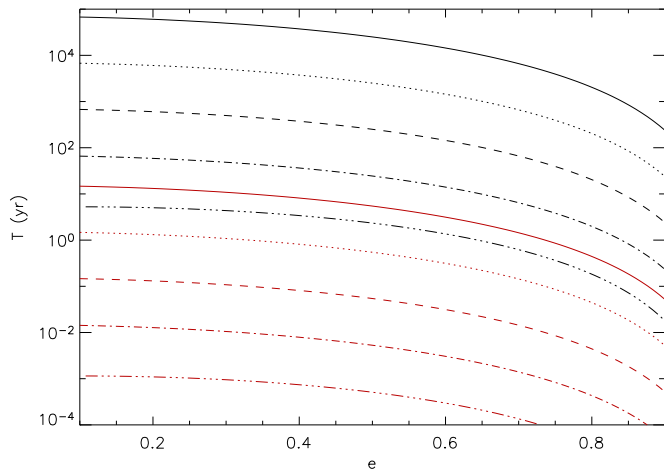


Fig. 6. The coalescing time scale T as a function of the true orbit eccentricity e . Black and red lines correspond to the orbital maximum semi-major axis $a \simeq 5.4 \times 10^{16}(1+q)$ cm and $a \simeq 2.9 \times 10^{17}(1+q)$ cm, respectively. Solid, dotted, dashed, dot-dashed and two-dot-dashed lines are for $q = 10^{-5}, 10^{-4}, 10^{-3}, 10^{-2}, 10^{-1}$, respectively.

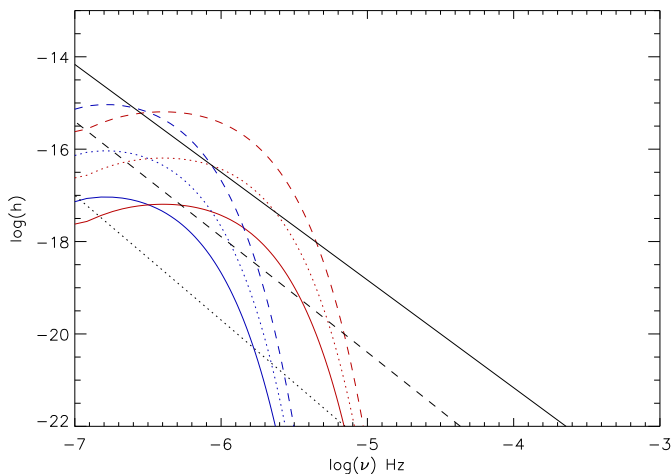


Fig. 7. The expected gravitational wave spectrum for the SMBHB in 3C66B. Black, blue and red lines are for $q = 10^{-5}, 10^{-4}, 10^{-3}$, respectively. Solid and dotted lines indicate eccentricity values of $e = 0.7$ and $e = 0.9$. Here we have assumed the semi-major axis to be $a \simeq 5.4 \times 10^{16}(1+q)$ cm. Solid, dashed and dotted straight lines show the planned sensitivity thresholds of LISA, ASTROD1 and ASTROD2 instruments. Here we have assumed an integration time of 5 yrs.

of the emitted gravitational wave spectrum by using next generation space-based interferometers.

Note that recently a different method for constraining the properties of the SMBHB in 3C66B has been proposed (Jenet et al. 2003). The main idea is to search for gravitational wave emission from the SMBHB system by using available timing data (7 yrs up to now) from the radio pulsar PSR B1855+09 (Kaspi et al. 1994). In fact, gravitational waves will induce periodic oscillations in the arrival times of the individual pulses of the pulsar. Numerical simulations performed for different parameters have shown that the proposed method can be used to solve the parameter degeneracy of the SMBHB in 3C66B only for extremely small orbital eccentricity values ($e < 0.03$). In the other cases the method can not give a definitive answer using the current data (Jenet et al. 2003).

Acknowledgements. One of us (A.A.N.) would like to thank B.M.T. Maiolo for reading the manuscript and A.F. Zakharov for interesting discussion. We also would like to thank the anonymous referee for the suggestions.

References

- Abraham Z. & Carrara E.A., 1998, ApJ 496, 172
 Begelman M.C., Blandford R.D. & Rees M.J., 1980, Nat 287, 307
 Boller T., Keil R., Trümper J. et al., 2001, A&A 365, 134
 De Paolis F., Ingrosso G. & Nucita A. A. 2002, A&A, 388, 470.
 De Paolis F., Ingrosso G., Nucita A. A. et al., 2003, A&A 410, 741
 Fitchett M., 1987, MNRAS 224, 567
 Guainazzi M., Vacanti G., Malizia A. et al., 1999, A&A 342, 124
 Hardcastle M.J., Alexander P., Pooley G.G. et al., 1996, MNRAS 278, 273
 Kaspi V.M., Taylor J.H. & Ryba M.F., 1994, ApJ 428, 713
 Kormendy J. & Richstone D., 1995, ARA&A 33, 581
 Jenet F.A., Lommen A., Larsen S. L. et al., 2004, ApJ 606, 799
 Leahy J.P. & Williams A.G., 1984, MNRAS 210, 929
 Lehto H.L. & Valtonen M.J., 1996, ApJ 460, 207
 Lobanov P., 1998, A&A. 330, 79
 Matthews T.A., Morgan W.W. & Schmidt M., 1964, ApJ 140, 35
 Miller H.R. & McGimsey B. Q., 1978, ApJ 220, 19
 Nakano T. & Makino J., 1991, ApJ 510, 166
 Ni W.T. 2002, Inter. Journ. Mod. Phys. D 11, 947
 Parma P., Ekers R.D. & Fanti R., 1985, A&A 59, 511
 Peters, P.C. 1964, PR 136, 1124
 Pietila H., 1998, ApJ 508, 669
 Rees M., 1984, ARA&A 22, 471
 Reinhard R., 2000, LISA Detecting and Observing Gravitational Waves, in ESA Bulletin 103, 33
 Richstone D., Ajhar E.A. & Bender R., 1998, Nat 395, 14
 Rieger F.M. & Mannheim K., 2000, A&A 359, 948

- Robson I., 1996, *Active Galactic Nuclei* John Wiley and Sons
- Sadun A., Sillanpää A., Takalo L. O. et al., 1994, AAS 185, 8807
- Schoenmakers A.P., 2000, MNRAS 315, 371
- Sillanpää A., Haarala S., Valtonen M.J. et al., 1988, ApJ 325, 628
- Spada M., 1999, *Astropart. Phys.* 11, 59
- Sudou H., Iguchi S., Murata Y. et al., 2003, *Science* 300, 1263
- Urry C.M. & Padovani P., 1995, PASP 107, 803
- Wang T.G., Zhou H.Y. & Dong X.B., 2003, AJ, 126, 113
- White S.D.M., in: Börner G., Gottlöber S. (eds), *The evolution of the Universe: Report of the Dahlem Workshop* (Berlin, 1997), p. 227
- Wu A.N., Xu X.H. & Ni W.T., 2000, *Inter. Journ. Mod. Phys. D* 9, 201
- Yu Q., 2002, MNRAS, 331, 805