

## CONSTRAINING $\Omega_M$ AND DARK ENERGY WITH GAMMA-RAY BURSTS

Z. G. DAI<sup>1</sup>, E. W. LIANG<sup>1,2,3</sup>, AND D. XU<sup>1</sup>

<sup>1</sup>Department of Astronomy, Nanjing University, Nanjing 210093, China; dzg@nju.edu.cn, ewliang@nju.edu.cn

<sup>2</sup>Department of Physics, Guangxi University, Nanning 530004, China

<sup>3</sup>National Astronomical Observatories/Yunnan Observatory, Chinese Academy of Sciences, Kunming 650011, China

*To appear in the Astrophysical Journal Letters*

*Draft version December 8, 2018*

### ABSTRACT

An  $E_{\gamma,\text{jet}} \propto E_p'^{1.5}$  relationship with a small scatter for current  $\gamma$ -ray burst (GRB) data was recently reported, where  $E_{\gamma,\text{jet}}$  is the beaming-corrected  $\gamma$ -ray energy and  $E_p'$  is the  $\nu F_\nu$  peak energy in the local observer frame. By considering this relationship for a sample of 12 GRBs with known redshift, peak energy, and break time of afterglow light curves, we constrain the mass density of the universe and the nature of dark energy. We find that the mass density  $\Omega_M = 0.35 \pm_{0.15}^{0.15}$  (at the  $1\sigma$  confident level) for a flat universe with a cosmological constant, and the  $w$  parameter of an assumed static dark-energy equation of state  $w = -0.84 \pm_{0.83}^{0.57}$  ( $1\sigma$ ). Our results are consistent with those from type Ia supernovae. A larger sample established by the upcoming *Swift* satellite is expected to provide further constraints.

*Subject headings:* cosmological parameters — cosmology: observations — gamma-rays: bursts

### 1. INTRODUCTION

Type Ia supernovae (SNe Ia) have been playing an important role in modern cosmology. Early observations of SNe Ia at redshift  $z < 1$  strongly suggest that the expansion of the universe at the present time is accelerating (Riess et al. 1998; Perlmutter et al. 1999). Since then, the nature of dark energy (with negative pressure) that drives cosmic acceleration has been one of the greatest mysteries in modern cosmology (for reviews see Peebles & Ratra 2003; Padmanabhan 2003). Recent observations of 16 higher-redshift (up to  $z \simeq 1.7$ ) SNe Ia present conclusive evidence that the universe had once been decelerating (Riess et al. 2004). These newly-discovered objects, together with previous reported SNe Ia, have been used to provide further constraints on both the expansion history of the universe and the equation of state (EOS) of a dark energy component (Riess et al. 2004; Wang & Tegmark 2004; Daly & Djorgovski 2004; Feng, Wang & Zhang 2004).

$\gamma$ -ray bursts (GRBs) are the brightest electromagnetic explosions in the universe. It has been widely believed that they should be detectable out to very high redshifts (Lamb & Reichart 2000; Ciardi & Loeb 2000; Bromm & Loeb 2002).  $\gamma$ -ray photons with energy from tens of keV to MeV, if produced at high redshifts, suffer from no extinction before they are detected. These advantages would make GRBs an attractive probe of the universe. Schaefer (2003) derived the luminosity distances of 9 GRBs with known redshifts by using two luminosity indicators (the spectral lag and the variability). He obtained the first GRB Hubble diagram with the  $1\sigma$  constraint on the mass density  $\Omega_M < 0.35$ .

A correlation between the isotropic-equivalent  $\gamma$ -ray energy ( $E_{\gamma,\text{iso}}$ ) and the  $\nu F_\nu$  peak energy ( $E_p'$ ) in the local observer frame,  $E_p' \propto E_{\gamma,\text{iso}}^{1/2}$ , was discovered by BeppoSAX observations (Amati et al. 2002; Yonetoku et al. 2004), and confirmed by HETE-2 observations (Sakamoto et al. 2004; Lamb et al. 2004). It not only holds among BATSE GRBs (Lloyd-Ronning & Ramirez-Ruiz 2002) but also within one GRB (Liang, Dai & Wu 2004). Its possible explanations include the synchrotron mechanism in relativistic shocks (Zhang & Mészáros 2002; Dai

& Lu 2002) and the emission from off-axis relativistic jets (Yamazaki, Ioka & Nakamura 2004; Eichler & Levinson 2004). However, the dispersion around this correlation is too large to obtain useful information on the universe from the current GRB sample.

Ghirlanda, Ghisellini & Lazzati (2004) recently found a new relationship between the beaming-corrected  $\gamma$ -ray energy ( $E_{\gamma,\text{jet}}$ ) and the local-observer peak energy,  $E_{\gamma,\text{jet}} \propto E_p'^{1.5}$ , with a small scatter for current GRB data, suggesting that GRBs are a promising probe of the universe. In principle, this relationship can be derived from the  $E_p' \propto E_{\gamma,\text{iso}}^{1/2}$  correlation combined with the afterglow jet model. In this Letter, we constrain the mass density of the universe and the nature of dark energy by considering this relationship with a sample of 12 GRBs with known redshift, peak energy, and break time of afterglow light curves. We show that GRBs appear to provide an independent and interesting probe of fundamental quantities of the universe.

### 2. SAMPLE SELECTION AND STANDARD CANDLES

By searching for GRBs in the literature, we have found total 14 bursts of which redshift  $z$ , observed peak energy  $E_p$ , and break time  $t_b$  of afterglow light curves are available. Table 1 lists a sample of 12 GRBs, but the other two events, GRBs 990510 and 030226, are not included. The reason is as follows: the analysis of this Letter and Ghirlanda et al. (2004) is based on the afterglow jet model (Rhoads 1999; Sari, Piran & Halpern 1999). In this model, a relativistic jet, after emitting a fraction  $\eta_\gamma$  of its kinetic energy into prompt  $\gamma$  rays, expands in a homogeneous medium with number density of  $n$ . As the jet sweeps up more and more medium matter, its Lorentz factor declines. When the Lorentz factor equals the inverse of the jet's half opening angle  $\theta$ , the afterglow light curve presents a break. However, this model cannot well fit the afterglow data of these two bursts, because the predicted break spans about two orders of magnitude in time when light travel time effects are taken into account, and thus the theoretical light curve is too smooth to be consistent with the observed sharpness (Rhoads & Fruchter 2001; Wei & Lu 2002). For GRB 990510, the re-

quired spectral index of the electrons is less than 2, being inconsistent with the shock acceleration theory (Wei & Lu 2002). In addition, the afterglow data of GRB 030226 suggest that its environment might be a low-density wind rather than a constant-density medium, also conflicting with the model (Dai & Wu 2003).

According to the afterglow jet model (Sari et al. 1999), the jet's half opening angle is given by  $\theta = 0.161(1+z)^{-3/8} t_{j,d}^{3/8} E_{\gamma,iso,52}^{-1/8} n_0^{1/8} \eta_\gamma^{1/8}$ , where  $E_{\gamma,iso,52} = E_{\gamma,iso}/10^{52}$  ergs,  $t_{j,d} = t_j/1$  day,  $n_0 = n/1$  cm $^{-3}$ , and  $\eta_\gamma = 0.2$  (Frail et al. 2001). Only for few bursts in Table 1 the medium density was obtained from broadband modelling of the afterglow emission (e.g., Panaitescu & Kumar 2002). For those bursts with unknown  $n$ , we assume the median density  $n \simeq 3$  cm $^{-3}$  as in Ghirlanda et al. (2004). The isotropic-equivalent  $\gamma$ -ray energy of a GRB is calculated by

$$E_{\gamma,iso} = \frac{4\pi d_L^2 S_\gamma k}{1+z}, \quad (1)$$

where  $S_\gamma$  is the fluence (in units of erg cm $^{-2}$ ) received in some observed bandpass and  $k$  is the factor that corrects the observed fluence to the standard rest-frame bandpass (1-10 $^4$  keV) (Bloom, Frail & Sari 2001). For a Friedmann-Robertson-Walker (FRW) cosmology with mass density  $\Omega_M$  and vacuum energy density  $\Omega_\Lambda$ , the luminosity distance in equation (1) is

$$d_L = c(1+z)H_0^{-1} |\Omega_k|^{-1/2} \text{sinn}\{|\Omega_k|^{1/2} \times \int_0^z dz [(1+z)^2(1+\Omega_M z) - z(2+z)\Omega_\Lambda]^{-1/2}\}, \quad (2)$$

where  $c$  is the speed of light and  $H_0 \equiv 100h$  km s $^{-1}$  Mpc $^{-1}$  is the present Hubble constant (Carroll, Press & Turner 1992). In equation (2),  $\Omega_k = 1 - \Omega_M - \Omega_\Lambda$ , and "sinn" is sinh for  $\Omega_k > 0$  and sin for  $\Omega_k < 0$ . For  $\Omega_k = 0$ , equation (2) turns out to be  $c(1+z)H_0^{-1}$  times the integral. In this section, we assume a flat universe (i.e.,  $\Omega_k = 0$ ) because of both an expected consequence of inflation and the observed characteristic angular size scale of the cosmic microwave background fluctuations (Spergel et al. 2003 and references therein).

From equations (1) and (2), we obtain the beaming-corrected  $\gamma$ -ray energy  $E_{\gamma,jet} = (1 - \cos\theta)E_{\gamma,iso}$ , that is,

$$E_{\gamma,jet} \simeq 1.30 \times 10^{50} (1+z)^{-3/4} t_{j,d}^{3/4} E_{\gamma,iso,52}^{3/4} n_0^{1/4} \eta_\gamma^{1/4} \text{ ergs}. \quad (3)$$

Figure 1 plots  $E_{\gamma,jet}$  versus  $E_p'$  for the GRB sample listed in Table 1, with  $\Omega_M = 0.27$ ,  $\Omega_\Lambda = 0.73$  and  $h = 0.71$ . We find that  $E_{\gamma,jet}$  and  $E_p'$  are strongly correlated with a correlation coefficient  $r_s = 0.99 \pm 0.08$  (with a probability of  $< 10^{-4}$ ). The best fit is  $(E_{\gamma,jet}/10^{50} \text{ ergs}) = (1.12 \pm 0.12)(E_p'/100 \text{ keV})^{1.50 \pm 0.08}$  with a reduced  $\chi_{\text{dof}}^2 = 0.53$ . We note this power to be insensitive to  $\Omega_M$ . In addition, although the peak energy  $E_p'$  and the low-energy spectral index  $\alpha$  in Table 1 appear to evolve with redshift (Amati et al. 2002), this evolution doesn't affect the above relation as shown in Figure 1. These results imply that GRBs are standard candles.

### 3. HUBBLE DIAGRAM AND COSMOLOGICAL CONSTRAINTS

We first derive the observed luminosity distance from the GRB sample. Considering a relationship  $(E_{\gamma,jet}/10^{50} \text{ ergs}) = C(E_p'/100 \text{ keV})^{1.5}$  (where  $C$  is a dimensionless parameter), we

obtain

$$d_L = 2.37 \times 10^{23} \frac{(1+z)^2 C^{2/3} E_p}{(k S_\gamma t_{j,d})^{1/2} (n_0 \eta_\gamma)^{1/6}} \text{ cm}, \quad (4)$$

where  $E_p = E_p'/(1+z)$  is in units of keV. Thus, the observed distance modulus of a GRB is  $\mu_{\text{ob}} = 5 \log(d_L/10 \text{ pc})$  with an error of

$$\sigma_{\mu_{\text{ob}}} = 2.17 \left[ \left( \frac{\sigma_{E_p}}{E_p} \right)^2 + \left( \frac{\sigma_{S_\gamma}}{2S_\gamma} \right)^2 + \left( \frac{\sigma_{t_j}}{2t_j} \right)^2 + \left( \frac{\sigma_n}{6n} \right)^2 \right]^{1/2}, \quad (5)$$

where  $\sigma_{E_p}$ ,  $\sigma_{S_\gamma}$ ,  $\sigma_{t_j}$ , and  $\sigma_n$  are the errors in the peak energy, fluence, break time and medium density of the GRB, respectively.

We plot a Hubble diagram of our GRB sample in Figure 2 based on equations (4) and (5). This figure also presents a Hubble diagram of the current SNe Ia sample. Both Hubble diagrams are consistent with each other. However, GRBs and SNe Ia have mean uncertainties of 0.09 and 0.05 in the log of the distance, respectively, and thus GRBs are about twice worse in accuracy than SNe.

For an FRW cosmology with  $\Omega_M$  and  $\Omega_\Lambda$ , equation (2) gives the theoretical distance modulus  $\mu_{\text{th}} = 5 \log(d_L/10 \text{ pc})$ . The likelihood for these cosmological parameters can be determined from a  $\chi^2$  statistic, where

$$\chi^2(h, \Omega_M, \Omega_\Lambda; C) = \sum_i \frac{[\mu_{\text{th}}(z_i; h, \Omega_M, \Omega_\Lambda) - \mu_{\text{ob},i}(C)]^2}{\sigma_{\mu_{\text{ob},i}}^2}. \quad (6)$$

We consider all possible values of the parameters  $h$  and  $C$  to be  $h \in (0.68, 0.75)$  (Bennett et al. 2003) and  $C \in (1.00, 1.24)$  (see §2). The confidence regions in the  $\Omega_M$ - $\Omega_\Lambda$  plane can be found through marginalizing the likelihood functions over  $h$  and  $C$  (i.e., integrating the probability density  $P \propto e^{-\chi^2/2}$  for all values of  $h$  and  $C$ ). We plot contours of likelihood (from  $1\sigma$  to  $3\sigma$ ) for unknown curvature  $\Omega_k$  in Figure 3. As shown for a flat universe, with the current sample,  $\Omega_M < 0.62$  (at the  $2\sigma$  confidence level), and the  $1\sigma$  contour contains the  $(\Omega_M, \Omega_\Lambda) = (0.27, 0.73)$  point corresponding to the "concordance" model. We measure  $\Omega_M = 0.35 \pm_{0.15}^{0.15}$  ( $1\sigma$ ).

There are several alternative approaches to calculate the luminosity distance (also see Riess et al. 2004). We here consider a flat universe and a constant EOS,  $w = P_{\text{DE}}/\rho_{\text{DE}}c^2$ , of a dark energy component (Garnavich et al. 1998; Perlmutter et al. 1999). In this case we have

$$d_L = c(1+z)H_0^{-1} \int_0^z dz [\Omega_M(1+z)^3 + (1-\Omega_M)(1+z)^{3(1+w)}]^{-1/2}. \quad (7)$$

Figure 4 presents contours of likelihood in the  $\Omega_M$ - $w$  plane (after marginalizing over  $h$  and  $C$ ). The solid contours consider a prior of  $\Omega_M = 0.27 \pm 0.04$  by assuming its Gaussian distribution, similar to Riess et al. (2004). We see  $w = -0.84 \pm_{0.83}^{0.57}$  ( $1\sigma$ ), which is consistent with the value of  $w$  expected for a cosmological constant (i.e.,  $w = -1$ ).

### 4. CONCLUSIONS

The  $E_{\gamma,jet} \propto E_p'^{1.5}$  relationship with a small dispersion was reported by Ghirlanda et al. (2004) and confirmed in this Letter. The advantages of considering this relationship as a probe of the universe are (1) that GRBs have been detected at redshifts up to

$z \simeq 4.5$ , (2) that  $\gamma$  rays suffer from no extinction, and (3) that we don't think of luminosity evolution. These advantages led us to constrain the mass density of the universe and the nature of dark energy. We found that the mass density  $\Omega_M = 0.35 \pm_{0.15}^{0.15}$  ( $1\sigma$ ) for a flat universe with a cosmological constant, and the  $w$  parameter of the dark-energy EOS  $w = -0.84 \pm_{0.83}^{0.57}$  ( $1\sigma$ ). Riess et al. (2004) measured  $\Omega_M = 0.29 \pm_{0.03}^{0.05}$  and  $w = -1.02 \pm_{0.19}^{0.13}$  ( $1\sigma$ ) for the current SNe Ia sample. Therefore, our results are consistent with those from SNe Ia.

The upcoming *Swift* satellite with an energy range of 0.2–150 keV will be scheduled for launch in 2004 September (Gehrels et al. 2004). *Swift* is expected (1) to detect more than 100 bursts per year, (2) to observe X-ray and UV/optical afterglows at times of 1 minute to several days after the burst, and

(3) to detect very-high-redshift GRBs. Thus, it is expected that a larger sample of GRBs established by *Swift* provides a further probe of the universe. Such a probe opens up a new window on the cosmic distance scale far beyond the reach of SNe Ia. We call this research field *GRB cosmology*, corresponding to the well-known supernova cosmology.

We thank the referee for constructive suggestions, and Bing Zhang and Xinmin Zhang for valuable comments. This work was supported by the National Natural Science Foundation of China (grants 10233010 and 10221001), the Ministry of Science and Technology of China (NKBRFSF G19990754), the Natural Science Foundation of Yunnan (2001A0025Q), and the Research Foundation of Guangxi University.

#### REFERENCES

- Amati, L. et al. 2000, *Science*, 290, 953  
 Amati, L. et al. 2002, *A&A*, 390, 81  
 Andersen, M. I. et al. 2000, *A&A*, 364, L54  
 Atteia, J. L. 2003, *A&A*, 407, L1  
 Barraud, C. et al. 2003, *A&A*, 400, 1021  
 Barth, A. J. et al. 2003, *ApJ*, 584, L47  
 Bennett, C. L. et al. 2003, *ApJS*, 148, 1  
 Berger, E. et al. 2004, *Nature*, 426, 154  
 Bjornsson G. et al. 2001, *ApJ*, 552, L121  
 Bloom, J. S., Frail, D. A., & Sari, R. 2001, *AJ*, 121, 2879  
 Bromm, V., & Loeb, A. 2002, *ApJ*, 575, 111  
 Carroll, S. M., Press, W. H., & Turner, E. L. 1992, *ARA&A*, 30, 499  
 Ciardi, B., & Loeb, A. 2000, *ApJ*, 540, 687  
 Dai, Z. G., & Lu, T. 2002, *ApJ*, 580, 1013  
 Dai, Z. G., & Wu, X. F. 2003, *ApJ*, 591, L21  
 Daly, R. A., & Djorgovski, S. G. 2004, *ApJ*, in press (astro-ph/0403664)  
 Djorgovski, S. G. et al. 1998a, *GCN*, 189  
 Djorgovski, S. G. et al. 1998b, *GCN*, 137  
 Djorgovski, S. G. et al. 2001, *ApJ*, 526, 654  
 Eichler, D., & Levinson, A. 2004, preprint (astro-ph/0405014)  
 Feng, B., Wang, X. L., & Zhang, X. M. 2004, preprint (astro-ph/0404224)  
 Frail, D. A. et al. 2001, *ApJ*, 562, L55  
 Frail, D. A. et al. 2003, *ApJ*, 590, 992  
 Ghirlanda, G., Ghisellini, G., & Lazzati, D. 2004, *ApJ*, submitted (astro-ph/0405602)  
 Galama, T. J. et al. 1999, *GCN*, 338  
 Garnavich, P. M. et al. 1998, *ApJ*, 509, 74  
 Gehrels, N. et al. 2004, *ApJ*, in press (astro-ph/0405233)  
 Greiner, J. et al. 2003, *GCN*, 2020  
 Halpern, J. P., et al. 2000, *ApJ*, 543, 697  
 Hjorth, J. et al. 1999, *GCN*, 219  
 Hjorth, J. et al. 2003, *ApJ*, 597, 699  
 Jakobsson, S. P. et al. 2003, *A&A*, 408, 941  
 Jimenez, R., Band, D. L., & Piran, T., 2001, *ApJ*, 561, 171  
 Kulkarni, S. R. et al. 1999, *Nature*, 398, 389  
 Lamb, D. Q. et al. 2004, *NewA Rev.*, 48, 423  
 Lamb, D. Q., & Reichart, D. E. 2000, *ApJ*, 536, 1  
 Liang, E. W., Dai, Z. G., & Wu, X. F. 2004, *ApJ*, 606, L29  
 Lloyd-Ronning, N. M., & Ramirez-Ruiz, E. 2002, *ApJ*, 576, 101  
 Masetti, N. et al. 2000, *A&A*, 354, 473  
 Masetti, N. et al. 2002, *GCN*, 1330  
 Padmanabhan, T. 2003, *Phys. Rep.*, 380, 235  
 Panaitescu, A., & Kumar, P. 2002, *ApJ*, 571, 779  
 Peebles, P. J. E., & Ratra, B. 2003, *Rev. Mod. Phys.*, 75, 559  
 Perlmutter, S. et al. 1999, *ApJ*, 517, 565  
 Price, P. A. et al. 2002, *GCN*, 1475  
 Price, P. A. et al. 2003, *ApJ*, 589, 838  
 Rhoads, J. E. 1999, *ApJ*, 525, 737  
 Rhoads, J. E., & Fruchter, A. S. 2001, *ApJ*, 546, 117  
 Riess, A. G. et al. 1998, *AJ*, 116, 1009  
 Riess, A. G. et al. 2004, *ApJ*, 607, 665  
 Rol, E. et al. 2003, *GCN*, 1981  
 Sakamoto, T. et al., 2004, *ApJ*, 602, 875  
 Sari, R., Piran, T., & Halpern, J. P. 1999, *ApJ*, 519, L17  
 Schaefer, B. E. 2003, *ApJ*, 583, L67  
 Spergel, D. N. et al. 2003, *ApJS*, 148, 175  
 Vanderspek, R. et al. 2004, preprint (astro-ph/0401311)  
 Vreeswijk, P. M. et al. 1999, *GCN*, 496  
 Wang, Y., & Tegmark, M. 2004, *Phys. Rev. Lett.*, 92, 241302  
 Wei, D. M., & Lu, T. 2002, *MNRAS*, 332, 994  
 Yamazaki, R., Ioka, K., & Nakamura, T. 2004, *ApJ*, 606, L33  
 Yonetoku, D. et al. 2004, *ApJ*, 609, 935  
 Zhang, B., & Mészáros, P. 2002, *ApJ*, 581, 1236

TABLE 1  
SAMPLE OF  $\gamma$ -RAY BURSTS

GRB	redshift	$E_p(\sigma_{E_p})^a$ (keV)	$\alpha^a$	$\beta^a$	$S_\gamma(\sigma_{S_\gamma})^b$ (erg cm $^{-2}$ )	range <sup>b</sup> (keV)	$t_j(\sigma_{t_j})^c$ (days)	$n(\sigma_n)^d$ (cm $^{-3}$ )	ref <sup>e</sup>
970828.....	0.957	297.9(59.3)	-0.7	-2.07	9.6E-5(0.9)	20-2000	2.2(0.4)	3(0.33)	1,13,19
980703.....	0.966	255.3(50.9)	-1.31	-2.39	2.3E-5(0.2)	20-2000	3.4(0.5)	28(10)	2,13,20,20
990123.....	1.6	780.8(61.9)	-0.89	-2.45	3.0E-4(0.4)	40-700	2.04(0.46)	3(0.33)	3,14,21
990705.....	0.843	188.8(15.2)	-1.05	-2.2	7.5E-5(0.8)	40-700	1.0(0.2)	3(0.33)	4,14,22
990712.....	0.43	65.0(10.5)	-1.88	-2.48	6.5E-6(0.3)	40-700	1.6(0.2)	3(0.33)	5,14,23
991216.....	1.02	317.3(63.4)	-1.234	-2.18	1.9E-4(0.2)	20-2000	1.2(0.4)	4.7(2.3)	6,13,24,25
011211.....	2.14	59.2(7.6)	-0.84	-2.3	5.0E-6(0.5)	30-400	1.50(0.02)	3(0.33)	7,14,26
020124.....	3.2	110.0(22.0)	-1	-2.3	6.8E-6(0.7)	30-400	3.0(0.4)	3(0.33)	8,15,27
020405.....	0.69	192.5(53.8)	0	-1.87	7.4E-5(0.7)	15-2000	1.67(0.52)	3(0.33)	9,16,28
020813.....	1.25	211.0(42.0)	-1.05	-2.3	1.0E-4(0.1)	30-400	0.43(0.06)	3(0.33)	10,17,29
030328.....	1.52	109.9(21.8)	-1	-2.3	2.6E-5(0.2)	30-400	0.8(0.1)	3(0.33)	11,17,27
030329.....	0.1685	67.6(2.6)	-1.26	-2.28	1.1E-4(0.1)	30-400	0.5(0.1)	1(0.11)	12,18,30

NOTE.—(a) The spectral parameters fitted by the Band function; (b) the fluence and error observed in the corresponding energy range; (c) the observed break time and error of the afterglow light curve; (d) the medium density and error from afterglow fittings, if no available the value of  $n$  taken to be  $3 \pm 0.33$  cm $^{-3}$ ; (e) references in order for redshift, spectral data,  $t_j$ , and  $n$ .

REFERENCES.—(1) Djorgovski et al. 1998a; (2) Djorgovski et al. 1998b; (3) Hjorth 1999; (4) Amati et al. 2000; (5) Galama et al. 1999; (6) Vreeswijk et al. 1999a; (7) Andersen et al. 2000; (8) Hjorth et al. 2003; (9) Masetti et al. 2002; (10) Price et al. 2002; (11) Rol et al. 2003; (12) Greiner et al. 2003; (13) Jimenez et al. 2001; (14) Amati et al. 2002; (15) Barraud et al. 2003; (16) Price et al. 2003; (17) Atteia 2003; (18) Vanderspek et al. 2004; (19) Djorgovski et al. 2001; (20) Frail et al. 2003; (21) Kulkarni et al. 1999; (22) Masetti et al. 2000; (23) Bjornsson et al. 2001; (24) Halpern et al. 2000; (25) Panaitescu & Kumar 2002; (26) Jakobsson et al. 2003; (27) Ghirlanda et al. 2004; (28) Price et al. 2003; (29) Barth et al. 2003; (30) Berger et al. 2004

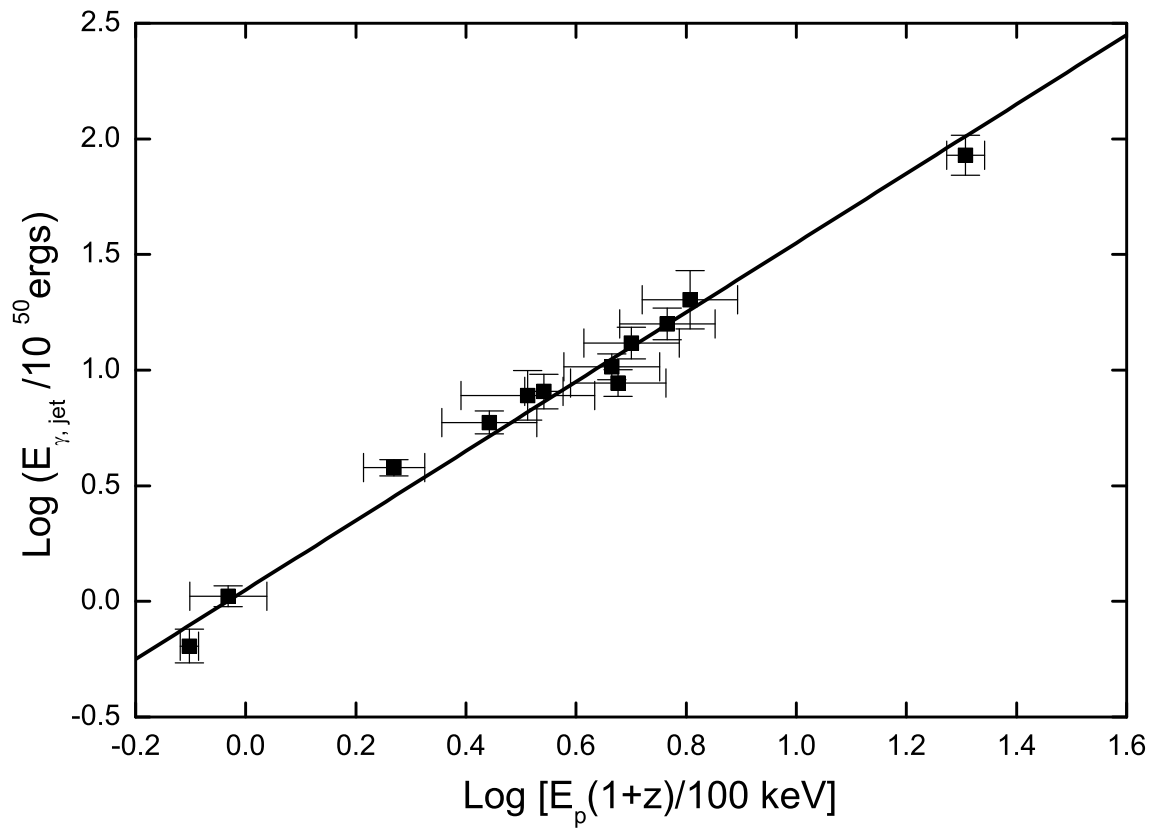


FIG. 1.— Beaming-corrected  $\gamma$ -ray energy versus local-observer peak energy for the GRB sample listed in Table 1. The line is the best fit.

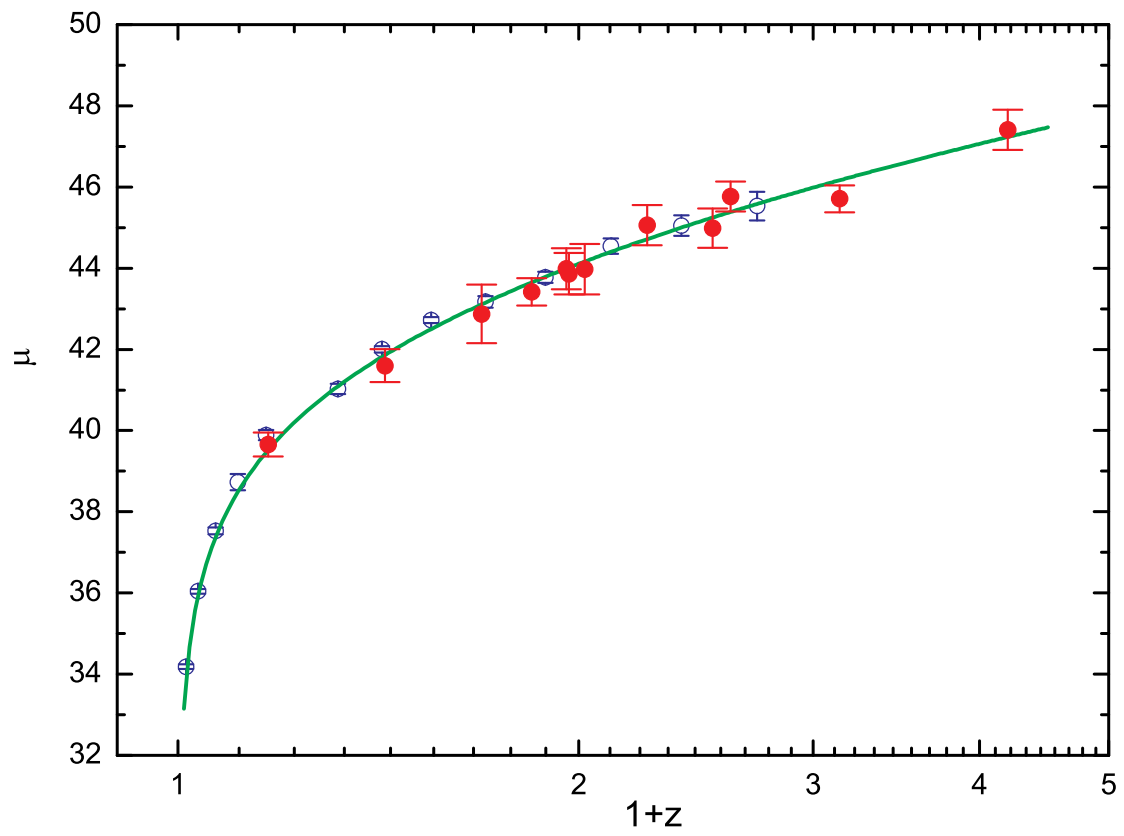


FIG. 2.— Hubble diagrams for the GRB sample (*filled* symbols, for  $C = 1.12$ ) and the binned SN Ia data (*open* symbols) from Riess et al. (2004). The line corresponds to a flat cosmology with  $\Omega_M = 0.27$  and  $h = 0.71$ .

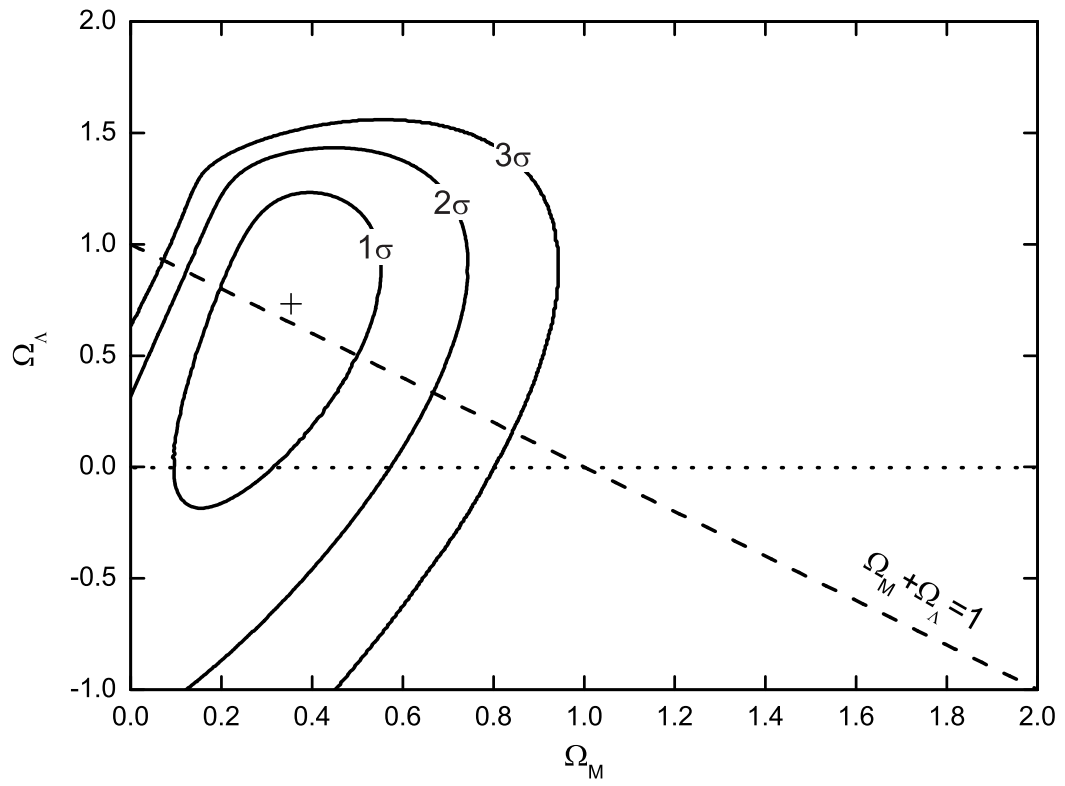


FIG. 3.— Contours of likelihood in the  $\Omega_M$ - $\Omega_\Lambda$  plane. The cross indicates the best fit, and the dashed line is for a flat universe.

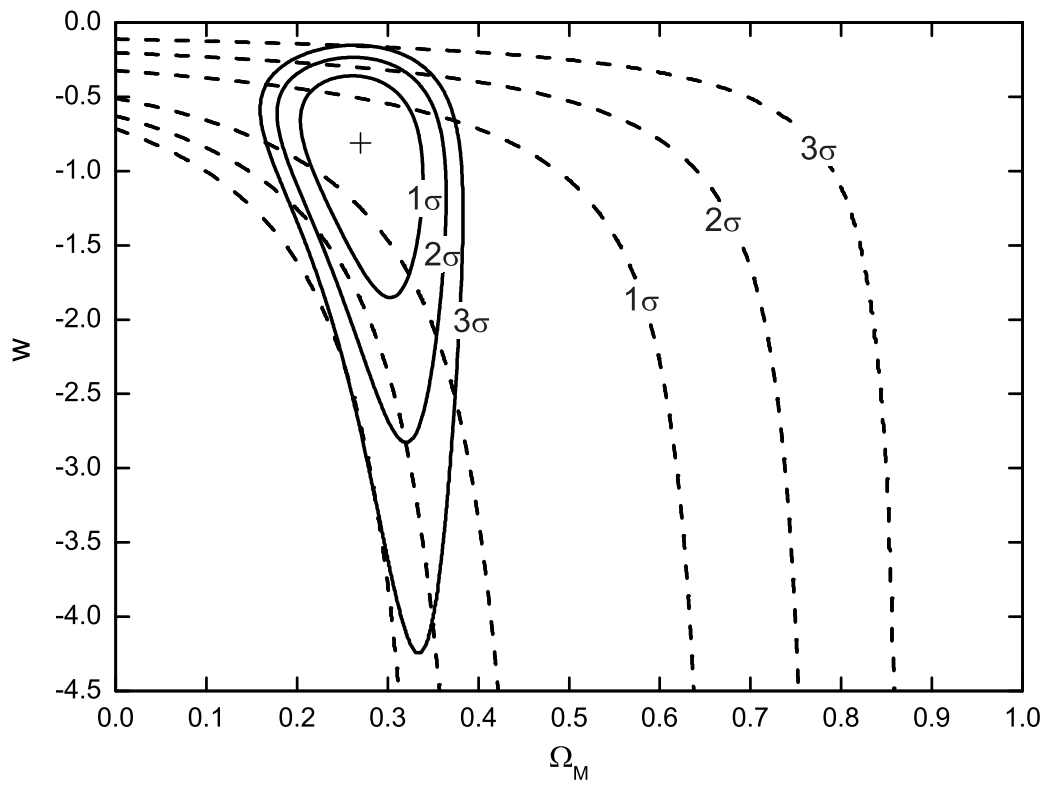


FIG. 4.— Contours of likelihood from the GRB sample (dashed lines) in the  $\Omega_M$ - $w$  plane. The solid contours consider a prior of  $\Omega_M = 0.27 \pm 0.04$ . The cross indicates the best fit.