

# New sources observed with INTEGRAL in the Galactic Center

A.Lutovinov<sup>1</sup>, M.Revnivtsev<sup>1,2</sup>, S.Molkov<sup>1</sup>, R.Sunyaev<sup>1,2</sup>

<sup>1</sup> Space Research Institute, Russian Academy of Sciences, Profsoyuznaya 84/32, 117810 Moscow, Russia

<sup>2</sup> Max-Planck-Institute für Astrophysik, Karl-Schwarzschild-Str. 1, D-85740 Garching bei München, Germany

Received / Accepted

**Abstract.** A number of new X-ray sources (IGR J17091-3624, IGR/XTE J17391-3021, IGR J17464-3213 (= XTE J17464-3213 = H 1743-322), IGR J17597-2201, SAX/IGR J18027-2017) have been observed with the INTEGRAL observatory during ultra deep exposure of the Galactic Center region in August-September 2003. Most of them were permanently visible by the INTEGRAL at energies higher than  $\sim 20$  keV, IGR/XTE J17391-3021 have been observed only during period of its flaring activity with flux maximum of  $\sim 120$  mCrab. IGR J17091-3624, IGR J17464-3213, IGR J17597-2201 were detected up to  $\sim 100$ -150 keV. In this paper we present the analysis of INTEGRAL observations of these sources and combining all available information about them trying to determine the nature of these objects. We conclude that all of them have galactic origin. Two sources are black hole candidates (IGR J17091-3624 and IGR J17464-3213), one is LMXB neutron star binary (presumably X-ray burster) and two other sources (IGR J17597-2201 and SAX/IGR J18027-2017) are neutron stars in high mass binaries, one of them (SAX/IGR J18027-2017) – accreting X-ray pulsar.

**Key words.** Galaxy:center – binaries:general – X-rays: binaries

## Introduction

At the moment about a dozen of new hard X-ray sources were discovered with the INTEGRAL observatory. Most of them are concentrated towards the Galactic plane, Galactic Center and spiral arms tangents (see Revnivtsev et al. 2004a, Molkov et al. 2004, Tomsick et al. 2004 and references therein). Such concentration strongly suggests that majority of these sources have galactic origin.

Ultra deep survey of the Galactic Center region, performed by the INTEGRAL in 2003 provided very important information about population of Galactic X-ray sources in the bulge and revealed a number of transients in this field. Previous deep survey of this region in hard X-ray/soft gamma-rays was made by the SIGMA telescope aboard the GRANAT orbital observatory with a sensitivity of 3-5 mCrab in the 40-150 keV energy band and allowed to detect 20 sources including transients (Churazov et al. 1994, Revnivtsev et al. 2004b). Recent analysis of the images of the Galactic Center region obtained by INTEGRAL/IBIS in the energy range 18-60 keV with a typical sensitivity of 1-2 mCrab revealed 60 sources of different nature: low-mass X-ray binaries, X-ray pulsars, black-hole candidates, cataclysmic variables, extragalactic sources etc (Revnivtsev et al. 2004a). The nature of significant part of detected sources are

still unclear. Out of 60 detected sources six new sources were detected during INTEGRAL observations of the Galactic Center region. Five of them were statistically significantly detected on the averaged map of the region, while IGR J17544-2619 demonstrated a very peculiar behavior (Sunyaev et al. 2003a, Grebenev et al. 2003, in't Zand et al. 2004). It was detected only during few ksec of observations and we do not discuss it here.

In this paper we summarize the information about properties of new INTEGRAL sources and try to determine the nature of these sources.

## Observations and data reduction

The international gamma-ray observatory INTEGRAL (Winkler et al. 2003) was launched to the orbit with Russian rocket PROTON from the cosmodrom Baikonur on Oct 17, 2002 (Eismont et al. 2003). It consists of four instruments designed for investigation of galactic and extragalactic sources in a wide X-ray/ $\gamma$ -ray energy band 3–10000 keV: gamma-telescope IBIS, spectrometer SPI, X-ray monitor JEM-X and optical monitor OMC. In this paper we used data from ISGRI detector (Lebrun et al. 2003) of the IBIS telescope (Ubertini 2003). Most of sources were outside of JEM-X field of view or too faint for the detection with this instrument.

The spectrometer SPI have relatively poor angular resolution  $\sim 2 - 2.5^\circ$  (Vedrenne et al. 2003) that practically

**Table 1.** Journal of observations

Source	R.A. <sup>a</sup> (2000)	Dec. <sup>a</sup> (2000)	2003		2004		Source Type
			Exp., ksec <sup>b</sup>	Flux, mCrab <sub>c</sub>	Exp., ksec	Flux, mCrab	
IGR J17091-3624	17 <sup>h</sup> 09 <sup>m</sup> 06 <sup>s</sup>	36°24′38″	920	7.6±0.2	96	16.8±0.6	BHC
IGR/XTE J17391-3021	17 <sup>h</sup> 39 <sup>m</sup> 06 <sup>s</sup>	30°21′30″	2055	1.6±0.1 (123±3) <sup>d</sup>	236	1.1 <sup>e</sup>	NS,HMXB?
IGR J17464-3213	17 <sup>h</sup> 46 <sup>m</sup> 24 <sup>s</sup>	32°13′	1979	6.0±0.1 (43±5) <sup>d</sup>	219	0.5 <sup>e</sup>	BHC,LMXB
IGR J17597-2201	17 <sup>h</sup> 59 <sup>m</sup> 42 <sup>s</sup>	22°01′	1588	6.9±0.2	179	2.8±0.4	NS,B,D,LMXB
IGR/SAX J18027-2017	18 <sup>h</sup> 02 <sup>m</sup> 42 <sup>s</sup>	20°17′	1274	4.4±0.2	146	5.3±0.5	NS,P,HMXB?

– Letters in the source type classification mean: BHC – black hole candidate, NS – neutron star, HMXB - high mass X-ray binary, LMXB – low mass X-ray binary, B – burster, D – dipper, P – pulsar

<sup>a</sup>– source coordinates as they were measured by INTEGRAL/IBIS

<sup>b</sup>– the effective exposure

<sup>c</sup>– the average source flux in the energy band 18-60 keV, the flux was calculated assuming that the spectrum of the Crab nebula has the shape  $dN(E) = 10.0E^{-2.1}dE$

<sup>d</sup>– a maximum of the source flux in the 18-60 keV energy band is given in the parentheses

<sup>e</sup>–  $3\sigma$  upper limit

precludes its usage for point sources studies in such a crowded region as the Galactic Center. Therefore we do not use in our work data from the SPI spectrometer.

The Galactic Center region was observed with the INTEGRAL observatory from August 23 till September 24, 2003 (Obs.IDs 0120213 and 0120016). The total exposure of these observations was slightly more than 2 Msec, but due to decrease of the IBIS efficiency for off-axis sources their effective exposures were slightly lower (see Tab.1). In order to investigate a variability of sources in hard X-rays at the time scale of a half of a year we used a set of observations of the Galactic Center field performed by INTEGRAL in March–April of 2004 with total exposure of  $\sim 250$  ksec (Obs.ID 0220133).

The data of all IBIS/ISGRI observations were processed with the help of methods described by Revnivtsev et al. (2004a). In order to reconstruct the source spectra from IBIS/ISGRI data we used a ratio of fluxes measured in different energy channels to the fluxes measured by the ISGRI detector from the Crab nebula in the same energy bands. Detailed analysis of Crab nebula observations suggests that with the approach and software employed the conservative estimation of uncertainty in measurements of absolute fluxes from the sources is about 10% and shape of the spectrum is about 5%. Last value was added to the following spectral analysis as a systematic uncertainty in each energy channel.

The obtained hard X-ray spectra were combined with spectra obtained by the PCA spectrometer (3–20 keV) of the RXTE observatory (Bradt et al. 1993) where it was possible. In particular, we used publicly available data of the spectrometer PCA of observations of IGR J17091-3624 (April 20, 2003, ObsID 80410-01-01-00) IGR J17464-3213 (from 26 Aug through 23 Sep, Obs. ID 80146-01), IGR/XTE J17391-3021 (28 Aug, Obs. ID 80074-01), IGR/XTE J17597-2201 (June 3, Oct. 11, 2001, ObsID 60117-02). The spectrometer PCA is sensitive to the photons in the 3–20 keV energy band, its effective area is  $\sim 6400$  cm<sup>2</sup> at energies 6–7 keV, energy resolution

is  $\sim 18\%$  at these energies. For data reduction of the RXTE observatory we have used standard programs of FTOOLS 5.3 package. In order to trace a long term variability of sources we have used the data of all sky monitor (ASM) of RXTE in the 1.3-12.2 keV energy band ([http://xte.mit.edu/ASM\\_lc.html](http://xte.mit.edu/ASM_lc.html)).

## Results

List of sources with corresponding effective exposures and fluxes (in mCrab units) measured in the 18-60 keV energy band is presented in Table 1 for 2003 and 2004. A flux of 1 mCrab in this energy band corresponds to an energy flux of  $\sim 1.4 \times 10^{-11}$  erg s<sup>-1</sup> cm<sup>-2</sup> for a source with a Crab-like spectrum with a photon index  $\Gamma = 2.1$ . Only three sources were detected in last series of observations, for other two sources we obtained only upper limits. Most of sources have a steady behavior, except for two objects, IGR J17464-3213 and IGR/XTE J17391-3021, which demonstrated flares during observations. In the Table 1 we present both average and maximum values of their fluxes. Models parameters of best-fit approximations of sources spectra are listed in Table 2.

Below we will discuss each source in detail.

### IGR J17091-3624

The source IGR J17091-3624 was discovered with the INTEGRAL observatory during Galactic Center observations in the middle of April, 2003 (Kuulkers et al. 2003). The source demonstrated hard X-ray emission up to  $\sim 100$  keV with possible softening of the spectrum during subsequent INTEGRAL observations. Archival data of MIR/KVANT/TTM and BeppoSAX/WFC showed that this source was detected in soft X-rays from 1994 (Revnivtsev et al. 2003a, in't Zand et al. 2003). The region containing a new object was almost immediately observed with the RXTE observatory on 20 April 2003. Results of analysis of the RXTE data showed that the

**Table 2.** Best-fit parameters of sources spectra in the  $> 20$  keV energy band<sup>a</sup>

Source	Parameters		$\chi^2$ (N d.o.f.)
	Photon index	Energy, keV	
IGRJ 17091-3624	$2.23 \pm 0.06$	$78^b$	6.8 (10)
	$1.59 \pm 0.07$	$52^b$	10.1 (10)
IGR/XTE J17391-3021		$22 \pm 2^d$	2.7 (6)
IGRJ 17464-3213	$1.85 \pm 0.04$	$136^b$	11.2 (10)
IGRJ 17597-2201	$1.70 \pm 0.07$	$78 \pm 3^e$	$37.0 (32)^f$
	$3.05 \pm 0.47$		4.2 (5)
IGR/SAX J18027-2017		$19 \pm 2^d$	1.1 (5)

<sup>a</sup> – powerlaw, powerlaw with cutoff and bremsstrahlung models were used for the spectra approximations

<sup>b</sup> – lower limits on the cutoff energy ( $2\sigma$ )

<sup>c</sup> – best-fit parameters of sources spectra obtained in 2004; for IGR/SAX J18027-2017 they are same as in 2003

<sup>d</sup> – the temperature of the bremsstrahlung emission

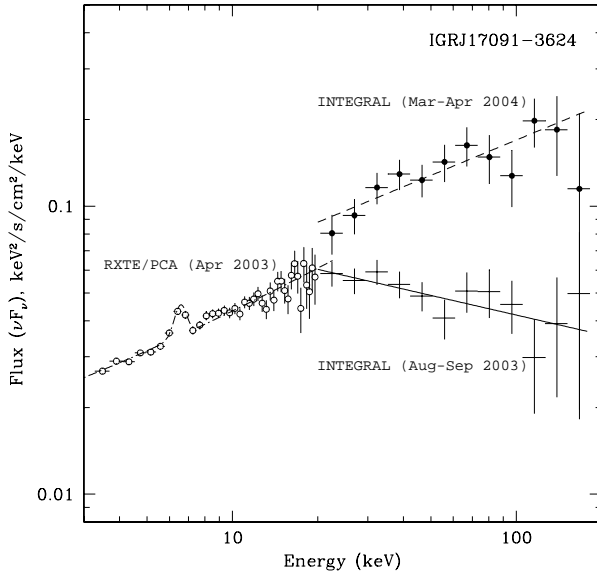
<sup>e</sup> – the energy of the exponential cutoff

<sup>f</sup> – the combined RXTE and INTEGRAL fit

source has a flux of  $\sim 4$  mCrab in the 3-20 keV energy band, its spectrum can be well approximated by a simple powerlaw model with a photon index of  $\Gamma = 1.43$  (Lutovinov & Revnivtsev 2003). A power-density spectrum of IGR J17091-3624 was described by the standard band-limited noise model typical for X-ray binary systems in the hard/low spectral state. Based on this re-

sults and taking into account the significant radio activity of IGR J17091-3624 (Rupen et al. 2003a) Lutovinov & Revnivtsev (2003) assumed that this source is a possible black-hole candidate.

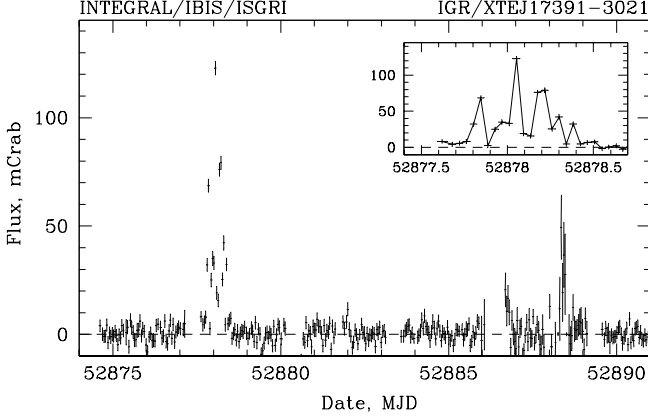
The source changed its brightness by a factor of  $\sim 2$  between April 2003, Aug-Sept 2003 and April 2004 (see Table 1 and Kuulkers et al. 2003). Its spectrum in the energy band 20-150 keV in 2003 can be described by a simple powerlaw with a photon index  $\Gamma = 2.23$  (Table 2, Fig.1), that is a softer than it was in RXTE observations. As the source flux in the hard X-ray energy band increased in 2004 its spectrum became harder, the photon index of the best fit power law approximation is  $\Gamma = 1.59$  (Fig.1). Lower limits on the cutoff energy are  $\sim 78$  and  $\sim 52$  keV, respectively (Table 2). The value of  $\Gamma$  obtained on spring 2004 observations is close to one obtained with the RXTE observatory in spring of 2003. The evolution of the spectrum of IGR J17091-3624 during approximately one year of observations is presented in Fig.1. Spectrum of the source obtained by the RXTE observatory in spring 2003 was taken from Lutovinov & Revnivtsev (2003).



**Fig. 1.** The IGR J17091-3624 spectrum evolution in 2003-2004. Open circles represent RXTE data (Apr 2003), crosses – INTEGRAL data (Aug-Sep 2003), dark circles – INTEGRAL data (Mar-Apr 2004). Corresponding best-fit approximations are shown by dash-dotted, solid and dashed lines, respectively.

### IGR/XTE J17391-3021

On August 26, 2003 a strong outburst was detected by INTEGRAL during observations of the Galactic Center field (Sunyaev et al. 2003b). Coordinates of a possible new transient source IGR J17391-3021 were determined as  $RA = 17^h39^m06^s$ ,  $Dec = -30^\circ21'30''$  with accuracy of  $3'$ . The following analysis showed that in spite of  $\sim 5.5'$  separation the newly discovered source is likely the same transient source (XTE J1739-302) that was seen by the RXTE in 1998 (Smith et al. 1998). Therefore in the subsequent analysis and discussions we called this source with double name IGR/XTE J17391-3021.

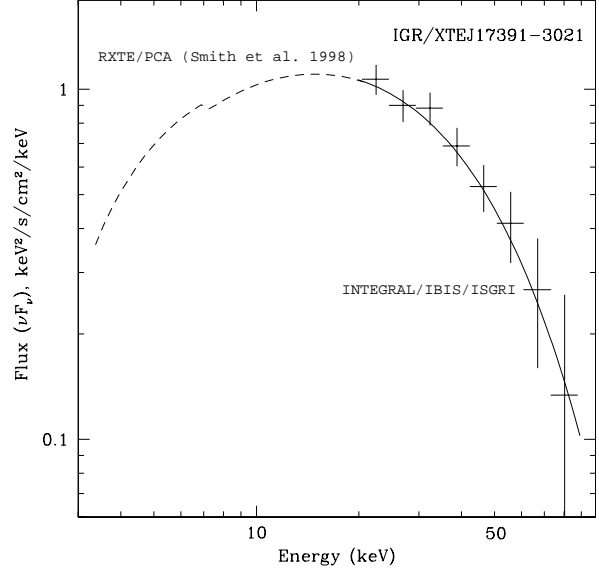


**Fig. 2.** INTEGRAL/IBIS/ISGRI light curve of IGR/XTE J17391-3021 in the 18-60 keV energy band. Each point corresponds to a time bin of  $\sim 3500$  sec (one pointing), error bars correspond to  $1\sigma$ . A detailed profile of the strong outburst on 26-27 Aug, 2003 is shown in the inset.

Observations of this field performed with the Chandra observatory and VLA revealed inside of the INTEGRAL coordinates error box two sources with non-overlapping coordinates: RA =  $17^h39^m11^s.58$ , Dec =  $-30^\circ20'37.6''$  (Chandra, an accuracy is better than few arcsec, Smith & Heindl 2003) and RA =  $17^h39^m01^s.52$ , Dec =  $-30^\circ19'34.9''$  (VLA, an accuracy is  $0.2''$ , Rupen et al. 2003b). The distance between these two position is quite large, that indicates that the radio source may be not connected with IGR/XTE J17391-3021.

The light curve of the source IGR/XTE J17391-3021 obtained with the INTEGRAL observatory in August-September, 2003 is presented in Fig.2. The total length of the outburst was less than one day, its structure was complex and included several peaks. The maximal flux detected in the 18-60 keV energy band is  $\sim 120$  mCrab. The follow-up observations performed by the RXTE observatory on Aug 28 gave us only upper limit to the source flux  $\sim 3$  mCrab in the 3-20 keV energy band. Thus the radio flux observed during this day by VLA from the INTEGRAL error circle (Rupen et al. 2003b) may be the reflection of the previous X-ray activity of the source or may be not connected with IGR/XTE J17391-3021.

We reconstructed the spectrum of the source during its different flux values and found that the shape of the spectrum was practically identical. In the following analysis we used the energy spectrum of the source in the maximum of the outburst (Fig.3). Approximation of this spectrum by a single power law (with  $\Gamma \sim 3$ ) gives unacceptably high  $\chi^2$  value (10.8 for 5 d.o.f.). An optically thin thermal bremsstrahlung model or power law model with exponential cutoff provides much better fits (see Table 2). Such spectral shape in hard X-rays is typical for accretion powered X-ray pulsars. The obtained fit temperature was found exactly the same as it was measured by Smith et



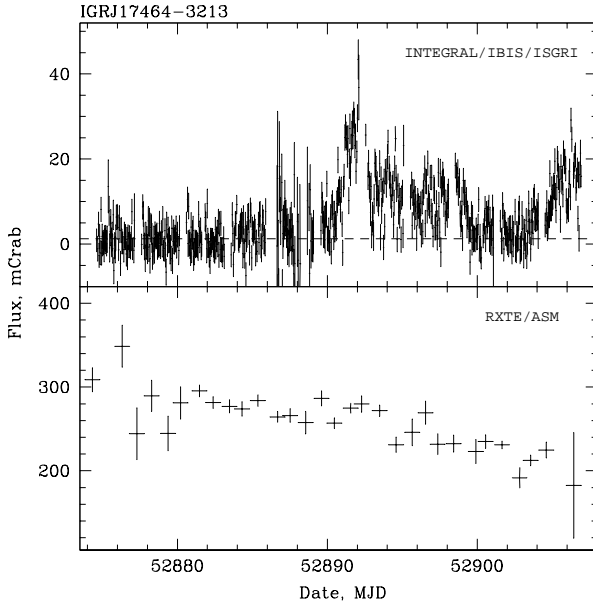
**Fig. 3.** The spectrum of IGR/XTE J17391-3021, measured with INTEGRAL (crosses) and its best-fit approximation (solid line). The best-fit approximation model of the source spectrum obtained with RXTE in 1998 is shown by dashed line. We fixed its parameters on values obtained by Smith et al.(1998) and fitted only its normalization to the flux measured with INTEGRAL.

al. (1998). These authors reported also that timing analysis of the source performed with the RXTE observatory have not showed any pulsations with an amplitude above 2% with a period less than 300 sec. Also no any X-ray burst-like events were observed from the source. Thus the nature of IGR/XTE J17391-3021 are still unclear however the observed spectral shape indicates that it is a neutron star binary, and very likely high mass X-ray binary.

During INTEGRAL observations one more outburst with a complex structure was detected from IGR/XTE J17391-3021 (see Fig.2). The maximum flux was  $\sim 2$  times lower than that observed on 26-27 Aug, the shape of the spectrum was the same.

### IGR J17464-3213 (= XTE J17464-3213 = H 1743-322)

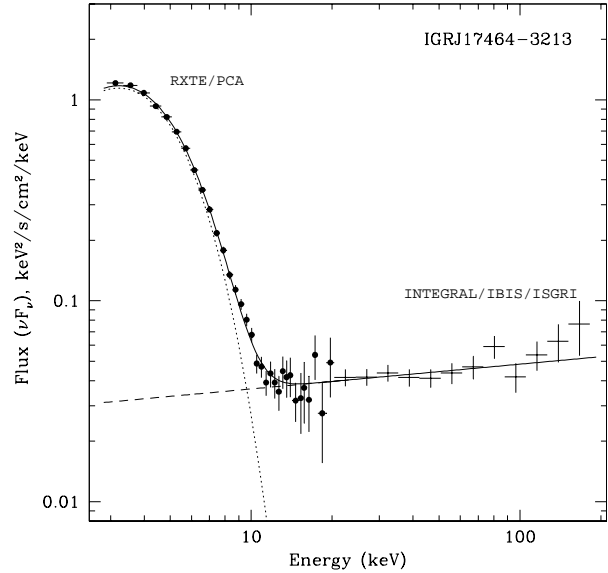
The transient source IGR J17464-3213 was detected by the INTEGRAL observatory on March 21, 2003 (Revnivtsev et al. 2003b). During next several days the source flux increased by a factor of  $\sim 3$  and reached value of  $\sim 60 - 70$  mCrab in a wide energy band 15-200 keV. The following investigations (Markwardt, Swank 2003a) showed that position of the source is consistent with one of two equally possible positions of the source H1743-322, which was detected in 1977-1978 with HEAO-1 (Gursky et al. 1978). The follow-up observations with VLA revealed a probable radio counterpart to IGR J17464-3213 from which a strong radio flare was detected



**Fig. 4.** Light curves of IGR J17464-3213 obtained in August-September 2003 with INTEGRAL/IBIS in the 18-60 keV energy band (upper panel) and RXTE/ASM in 1.3-12.2 keV energy band (bottom panel). Each point in INTEGRAL data corresponds to a time bin of  $\sim 3500$  sec, in RXTE data – to the one-day averaging. Error bars corresponds to  $1\sigma$ .

on April 8, 2003 (Rupen et al. 2003c). It was proposed that the source IGR J17464-3213 observed by INTEGRAL is a recurrent appearance of the source H1743-322 (Parmar et al. 2003). The outburst lasted more than 200 days. Special TOO observations were performed with the INTEGRAL observatory during rising part of the outburst and near its maximum (Parmar et al. 2003). These observations showed that the source demonstrated a behavior typical for X-ray Nova. Its spectrum in a wide energy band 4-200 keV was well approximated by a simple powerlaw model with a photon index of  $\sim 2.7$  with indications on a soft component, that is typical for high/soft state of X-ray Novae.

At the moment of our observations in August-September 2003 the source flux in RXTE/ASM energy band (1.3-12.2 keV) dropped more than 2 times from its maximal value and was still decreasing. In the hard energy band (18-60 keV) the source flux was practically constant at the level of  $\sim 1.5$  mCrab during the first part of observations and demonstrated outburst-like events with maximum of  $\sim 40$  mCrab during the second one (Fig.4). The spectrum of the source in the hard X-ray energy band have not changed during these flux variations. In order to construct a broadband X-ray spectrum of the source we combined data of INTEGRAL and RXTE observatories (Fig.5). The spectral points obtained with the RXTE/PCA were rescaled to match those of INTEGRAL/IBIS. The best-fit model of the broad-



**Fig. 5.** Broadband spectrum of IGR J17464-3213 obtained with INTEGRAL (crosses) and RXTE (dark circles) observatories. Best-fit approximation with the blackbody+powerlaw model is presented by solid line, contributions of each component are shown by dotted and dashed lines, respectively.

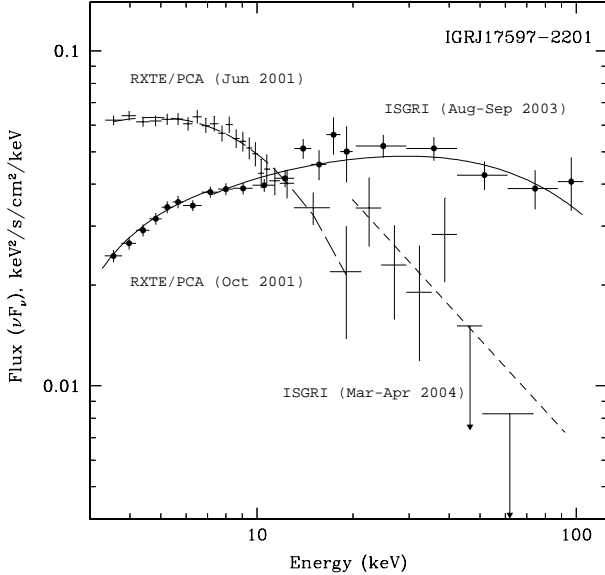
band spectrum consists of two components: 1) a soft component which can be described by the blackbody disk emission (Shakura & Sunyaev 1973) with the temperature  $kT_{in} = 1.05 \pm 0.01$  keV; 2) a hard powerlaw tail with  $\Gamma = 1.85 \pm 0.04$ . This tail was visible up to  $\sim 200$  keV without any cutoff ( $2\sigma$  lower limit on the cutoff energy is  $\sim 136$  keV, see Table 2).

Note that for the moment of our 2004 observations (April 2004) the outburst from IGR J17464-3213 was finished and we obtained only an upper limit on its flux (Table 1).

Summarizing all above we can conclude that IGR J17464-3213 is a classical X-ray Nova – low mass X-ray binary harboring a black hole – which experienced a recurrent outburst in 2003. From its previous appearance in 1977-1978 we derive the recurrence time  $\sim 25$ –26 years.

### IGR J17597-2201

The source IGR J17597-2201 was detected by INTEGRAL on March 30 – April 1, 2003 with a flux of  $\sim 5$  mCrab in the 15-40 keV energy band (Lutovinov et al. 2003). Two weeks later the source intensity increased to 10-15 mCrab in the same energy band. Just after the information about the discovery of this new transient source Markwardt & Swank (2003b) reported that its position consistent with a transient XTE J1759-220 which has been observed with RXTE since Feb, 2001, but this information was not published. The regular galactic bulge scans performed with



**Fig. 6.** IGR J17597-2201 spectrum changes observed by RXTE and INTEGRAL observatories in 2001 and 2003-2004, respectively. Crosses represent a high/soft state of the source, dark circles – low/hard state. Corresponding best-fit approximations are shown by dashed and solid lines, respectively. The contribution of the galactic ridge to RXTE/PCA spectra was subtracted.

the RXTE showed that the source demonstrate a strong erratic flux variability in a standard X-ray band. There were observed evidences for dipping behavior, that implies high inclination of the binary. Also there were observed X-ray burst, likely proving that the source is a neutron star binary. No QPO or pulsations were detected (Markwardt, Swank 2003b).

IGR J17597-2201 was observed continuously during both series of our Galactic Center field observations. The sources flux was  $\sim 2.5$  times higher in 2003 than that in 2004 (see Table 1). Such change in the source flux was accompanied by a strong change of its spectral shape (Fig.6). During 2003 observations the source was hard ( $\Gamma \sim 2.2$ ) and its flux was detected up to  $\sim 100$  keV, during 2004 the source spectrum was much softer (see Fig.6). Such difference can be interpreted as a spectral transition from the hard/low to the soft/high state of the neutron star binary. As such transition typically occurs in the luminosity range around  $\sim 0.01 L_{\text{Edd}} \sim 10^{36} \text{ erg s}^{-1}$ , we can roughly (within a factor of  $\sim 2$ ) estimate the distance to the source  $d \sim 5 - 10$  kpc, that may confirm that IGR J17597-2201 is located in the Galactic bulge.

In order to obtain a broadband energy spectrum of the source we used data from the RXTE archive (observations performed on June 3, 2001 and Oct. 11, 2001). For the reconstruction of the IGR J17597-2201 spectrum we should carefully take into account the contribution of the Galactic ridge emission to the flux detected by

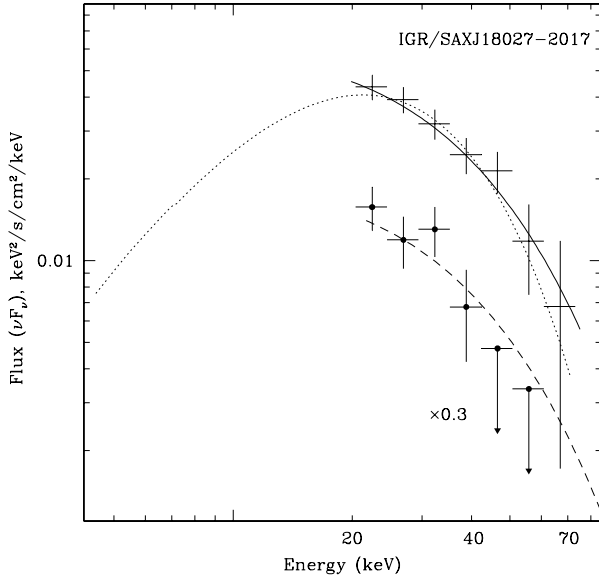
the RXTE/PCA (somehow similar to what was done in Revnivtsev 2003a). In order to do this we predicted the spectrum of the Galactic ridge at the position of IGR J17597-2201 using the following assumptions. We have taken the spectral shape of the Galactic ridge emission in the form described by Revnivtsev (2003b). We assumed that most of the line blend emission ( $\sim 6-7$  keV) detected by the RXTE/PCA at the position of IGR J17597-2201 comes from the Galactic ridge component. This assumption well agrees with parameters of the ridge emission presented in Valinia & Marshall (1999) or Revnivtsev (2003b) and allow us relatively accurately predict the flux of the Galactic ridge at the position of the source. Predicted Galactic ridge component was subtracted from the spectra observed by RXTE/PCA. Resulted broadband spectra are presented in Fig.6.

The combined (INTEGRAL and RXTE) spectrum of IGR J17597-2201 in the hard state can be well described by a power law with exponential cutoff at high energies – model typical for neutron star binaries in the low/hard spectral state (see Table 2). The soft/high state spectrum of the source can be well (due to limited statistics) approximated by a thermal bremsstrahlung model with the temperature  $kT = 7.5 \pm 0.5$  keV. Such spectral shape resembles those of neutron star binaries in their soft/high spectral state and the temperature parameter  $kT$  strongly exceed those of black holes binaries in their soft/high spectral state (sf. IGR J17464-3213 on Fig.5)

### IGR/SAX J18027-2017

First information about a detection of a possible new source IGR J18027-2017 near the bright X-ray source GX9+1 with the INTEGRAL observatory was discussed in spring 2003 during INTEGRAL Core Program observations of the Galactic Center field. An analysis of the archival data of the BeppoSAX observatory allowed to reveal a source in this place, which was named SAX J1802.7-2017 (Augello et al. 2003). The detailed timing analysis produced by Augello et al. (2003) showed that this source is a X-ray pulsar with a pulse period of  $\sim 139.6$  sec and allowed one to determine binary parameters of the system.

IGR/SAX J18027-2017 was within the IBIS field of view during all Galactic Center observations in 2003 and 2004. The flux registered from the source in the 18-60 keV energy band was nearly constant and equal in both sets of observations (see Tab.1). The shape of the source spectrum in hard X-rays have not changed during observations. It can be described by a power law model with exponential cutoff at high energies. The data of IBIS telescope very poorly constrain the photon index of the powerlaw, but we can determine the energy of the cutoff  $E_{\text{cut}} \sim 18$  keV, that is typical for X-ray pulsars. In order to present a broadband spectrum of the source (Fig. 7) we have fitted the spectrum observed by IBIS/ISGRI by a typical pulsar spectral model (power law with exponential cutoff at high energies) while fixing the power law index on the value



**Fig. 7.** Spectra of IGR/SAX J18027-2017 measured with INTEGRAL in 2003 (crosses) and 2004 (filled circles, scaled by a factor of 0.3). Solid and dashed lines represent corresponding best-fit approximations. An extrapolation of the spectral model obtained by BeppoSAX to a wide energy band is shown by dotted line (see text for detail).

obtained by Augello et al. (2003) in soft energy band. The best-fit value of the cutoff energy  $\sim 10$  keV resulting in such procedure is lower than that obtained by fitting only hard X-ray data.

## Summary

We presented the analysis of INTEGRAL observations of five newly discovered sources – IGR J17091-3624, IGR/XTE J17391-3021, IGR J17464-3212, IGR J17597-2201 and SAX/IGR J18027-2017. Taking into account the above mentioned information about sources we can conclude that all of them have Galactic origin.

The nature of these sources can be summarized as following:

- IGR J17091-3624 is a likely black hole candidate
- properties of IGR/XTE J17391-3021 indicate that it is likely a HMXB neutron star binary. It is possible that it can be an accreting X-ray pulsar
- IGR J17464-3212 is a classical X-ray Nova harboring a black hole, likely low mass X-ray binary
- IGR J17597-2201 is a low mass X-ray binary, harboring a neutron star.
- SAX/IGR J18027-2017 is a neutron star binary, accreting X-ray pulsar, likely HMXB

*Acknowledgements.* Authors thank to E.Churazov for the developing of the methods of the analysis of the IBIS data

and software. We would like to thank Marat Gilfanov for useful comments. Research has made use of data obtained through the INTEGRAL Science Data Center (ISDC), Versoix, Switzerland, Russian INTEGRAL Science Data Center (RSDC), Moscow, Russia, and High Energy Astrophysics Science Archive Research Center Online Service, provided by the NASA/Goddard Space Flight Center. Work was partially supported by grants of Minpromnauka NSH-2083.2003.2 and 40.022.1.1.1102 and program of Russian Academy of Sciences “Non-stationary phenomena in astronomy”. AL, MR and SM acknowledge the support of RFFI grant 04-02-17276.

## References

- Augello, G., Iaria, R., Robba, N., et al. 2003, *ApJ*, 596, L63  
 Bradt H., Rothschild R., Swank J. 1993, *Astron. Astrophys. Suppl. Ser.* 97, 355  
 Churazov, E., Gilfanov, M., Sunyaev, R., et al. 1994, *ApJSS*, 92, 381  
 Eismont, N., Ditrikh, A., Janin, G., et al. 2003, *A&A*, 411, L37  
 Grebenev, S., Sunyaev, R., Lutovinov, A., et al. 2003, *Astron. Telegram*, 192, 1  
 Gursky, H., Bradt, H., Doxsey, R., et al. 1978, *ApJ*, 223, 973  
 Kuulkers E., Lutovinov, A., Parmar, A., et al. 2003, *Astron. Telegram*, 149, 1  
 in’t Zand, J., Heise, J., Lowes P., et. al., *Astron. Telegram*, 160, 1  
 in’t Zand, J., Heise, J., Ubertini, P., et. al., *Proc. V INTEGRAL Workshop*, in press (astro-ph/0407085)  
 Lebrun, F., Leray, J. P., Lavocat, P., et al. 2003, *A&A*, 411, L141  
 Lutovinov, A., Revnivitsev, M. 2003, *Astron. Lett.*, 29, 719  
 Lutovinov, A., Walter, R., Belanger, G., et al. 2003, *Astron. Telegram*, 155, 1  
 Markwardt, C., Swank, J. 2003a, *Astron. Telegram*, 136, 1  
 Markwardt, C., Swank, J. 2003b, *Astron. Telegram*, 156, 1  
 Molkov, S., Cherepashchuk, A., Lutovinov, A., et al. 2004, *Astr. Lett.*, 30, 534  
 Parmar, A., Kuulkers, E., Oostrebreek, T., et al. 2003, *Astr. Lett.*, 411, L421  
 Revnivitsev M. 2003, *Astr.Lett.*, 29, 644  
 Revnivitsev M. 2003, *A&A*, 410, 865  
 Revnivitsev, M., Gilfanov, M., Churazov, E., Sunyaev, R. 2003a, *Astron. Telegram*, 150, 1  
 Revnivitsev, M., Chernyakova, M., Capitanio, F., et al. 2003b, *Astron. Telegram*, 132, 1  
 Revnivitsev, M., Sunyaev, R., Varshalovich, D., et al. 2004a, *Astr. Lett.*, 30, 382  
 Revnivitsev, M., Sunyaev R., Gilfanov M. et al. 2004b, *Astr. Lett.*, 30, 582  
 Rupen, M., Mioduszewski, A., Dhawan, V. 2003a, *Astron. Telegram*, 152, 1  
 Rupen, M., Mioduszewski, A., Dhawan, V. 2003b, *Astron. Telegram*, 184, 1  
 Rupen, M., Mioduszewski, A., Dhawan, V. 2003c, *Astron. Telegram*, 142, 1  
 Sakano M., Koyama K., Murakami H., Maeda Y., Yamauchi S. 2002, *ApJS*, 138, 19  
 Shakura N., Sunyaev R. 1973, *A&A*, 24, 337  
 Smith, D., Main, D., Marchall, F., et al. 1998, *ApJ*, 501, L181  
 Smith, D., Heindl, W. 2003, *Astron. Telegram*, 218, 1  
 Sunyaev, R., Grebenev, S., Lutovinov, A., et al. 2003a, *Astron. Telegram*, 190, 1

- Sunyaev, R., Lutovinov, A., Molkov, S., Deluit, S. 2003b, Astron. Telegram, 181, 1
- Tomsick, J., Lingenfelter, R., Corbel, C., et al. 2004, Proc. V INTEGRAL Workshop, in press (astro-ph/0402420)
- Ubertini, P., Lebrun, F., Di Cocco, G., et al. 2003 A&A, 411, L131
- Valinia, A., Marshall, F. 1998, ApJ, 505, 134
- Vedrenne, G., Rogues, J.-P., Schönfelder, V., et al. 2003 A&A, 411, L63
- Winkler, C., Courvoisier, T., Di Cocco, G., et al. 2003 A&A, 411, L1