

The Ionizing Source of the Nucleus of NGC1097

Rodrigo S. Nemmen¹, Thaisa Storchi-Bergmann¹,
Michael Eracleous², Yuichi Terashima³ and Andrew Wilson⁴

¹Instituto de Física, UFRGS, Porto Alegre, Brasil

²Department of Astronomy and Astrophysics, Penn State University, USA

³Institute of Space and Astronautical Science, Japan

⁴Astronomy Department, University of Maryland, USA

Abstract. We present new observations in X-ray and optical/ultraviolet of the nucleus of NGC 1097, known for the abrupt appearance of broad, double-peaked Balmer lines in its spectrum in 1991. These new observations are used to construct the spectral energy distribution (SED) of the central engine. From the SED we infer that this AGN is radio-loud and has a bolometric luminosity $L_{\text{Bol}} \sim 10^{42}$ erg s⁻¹, implying a low Eddington ratio of $L_{\text{Bol}}/L_{\text{Edd}} \sim 10^{-4}$. These results suggest that the central ionizing source is an advection-dominated accretion flow (ADAF) in the form of an elevated structure which photoionizes an outer thin disk. We fit a simplified ADAF model to the SED and obtain limits on the values of the mass accretion rate \dot{M} and accretion efficiency η , namely $\dot{M}/\dot{M}_{\text{Edd}} \gtrsim 10^{-3}$ and $\eta \lesssim 10^{-2}$. We identify an “energy budget” problem: if the central photoionizing source is isotropic, the covering factor of the line-emitting portion of the thin accretion disk is ≈ 6 , i. e. the central source accounts for only 20% of the energy emitted in the double-peaked Balmer lines.

1. Introduction

NGC 1097 is a spiral galaxy which harbors a Seyfert 1/LINER active nucleus (AGN). This AGN emits a broad double peaked H α emission-line (Storchi-Bergmann *et al.* 1993[†]), which is interpreted as the kinematic signature of a relativistic accretion disk around the central black hole (Storchi-Bergmann *et al.* 2003, hereafter SB03). This accretion disk was probably formed from the tidal debris of a star disrupted by a supermassive black hole[‡]. In this work we take a step further in the study of the central engine of this galaxy, trying to understand the ionizing source which is supposed to be the origin of the radiation that illuminates the accretion disk. Towards this goal, we present new observations of the nuclear continuum in X-rays (Chandra) and optical/ultraviolet (HST), which are used to construct the spectral energy distribution (SED) of the nucleus. We model this SED using a simplified advection-dominated accretion flow (ADAF) prescription (see review by Narayan *et al.* 1998) which allows us to obtain some basic quantitative information about the accretion process, such as limits on the mass accretion rate and the efficiency of conversion of gravitational energy into radiation.

The high resolution SED presented in this work, combined with observations of the broad H α profile from SB03 allows us also to address the energetics of the thin accretion disk and the ion torus.

[†] See also contributions of Eracleous *et al.*, Lewis *et al.* and Gezari *et al.* in this volume, concerning double-peaked emitters

[‡] See also contributions of Komossa *et al.* and Bogdanovic *et al.* in this volume, concerning tidal disruption of stars

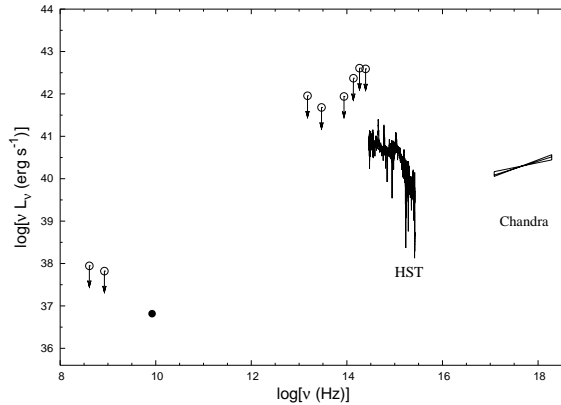


Figure 1. SED of the nucleus of NGC 1097. The open circles denote observations which include contamination by the host galaxy and are thus upper limits. The filled circle is a radio point dominated by the nuclear continuum.

2. The Spectral Energy Distribution

We observed the nucleus of NGC 1097 with Chandra using an aperture of 2.6 arcsec, and with STIS on HST using various gratings and an aperture of 0.2×0.2 arcsec². We also collected radio and infrared data from the literature, and the resulting SED is shown in Figure 1.

It is interesting to compare the continuum of NGC 1097 with those of other low-luminosity AGNs (hereafter LLAGNs). The dotted lines of Figure 2 enclose the region covered by the LLAGN SEDs studied by Ho (1999) from which we conclude that NGC 1097's SED is similar to those of other LLAGNs. The observed bolometric luminosity is $L_{\text{Bol}} = 1.2 \times 10^{42}$ erg s⁻¹, implying a low Eddington ratio of $\frac{L_{\text{Bol}}}{L_{\text{Edd}}} \sim 10^{-4}$ † and a ratio of X-ray luminosity (0.5 - 10 keV) to L_{Bol} of 0.054. This AGN is marginally radio-loud according to both the optical criterion ($R_o = \frac{F_\nu(6 \text{ cm})}{F_\nu(B)} = 14$; the boundary between radio-loud and radio-quiet is $R_o = 10$) and the X-ray criterion ($R_X = \frac{\nu L_\nu(5 \text{ GHz})}{L_X} = 1.4 \times 10^{-4}$; here L_X is the luminosity in the 2 - 10 keV band; the boundary is 3.2×10^{-5}) defining radio loudness (Terashima & Wilson 2003), much like other LLAGNs (Ho 1999, Ho *et al.* 2000).

Figure 2 also shows a comparison of NGC 1097's SED with median spectra of well-studied radio-loud and radio-quiet quasars (Elvis *et al.* 1994), from which we see that the continuum of NGC 1097 lacks the classical UV bump in the range of energies common to quasars (Ho *et al.* 2000), indicating that the thin accretion disk in this case is probably cooler than the disks of quasars (bump is located at lower energies).

3. Modelling

An appealing scenario for explaining the observational results mentioned above is that the continuum emission originates in an ADAF, in the form of a geometrically thick ion-supported torus that photoionizes the outer thin accretion disk. We adopted the simplest available ADAF model (Mahadevan 1997), which can be thought of as a zeroth order approximation to the radiative processes. This model has the advantage of providing analytical expressions for the SED. The model parameters are the mass accretion rate,

† The adopted black hole mass is $5 \times 10^7 M_\odot$ (SB03).

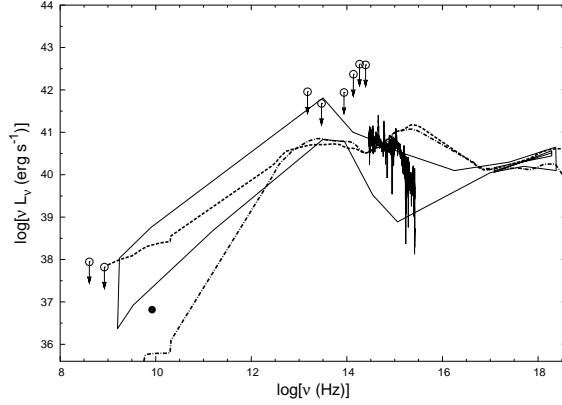


Figure 2. Comparison of the nuclear SED with those of other low-luminosity AGNs (solid line), median radio-loud (dashed line) and radio-quiet (dot-dashed line) quasars. The spectra are normalized such that their luminosities at 1 keV are similar.

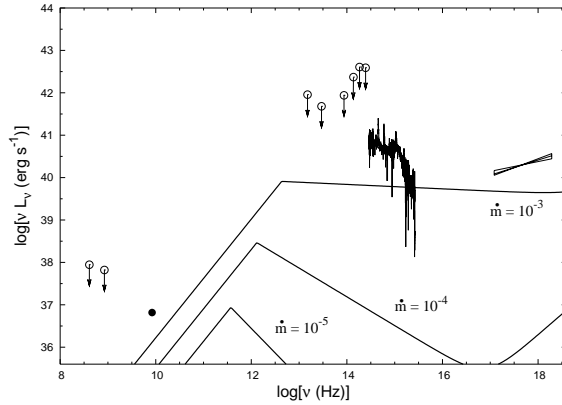


Figure 3. Theoretical spectra from ADAF compared with the observations. The solid lines represent ADAF models generated with different values for the accretion rate.

\dot{M} , the black hole mass, M , the inner and outer boundaries of the flow, R_{in} and R_{out} , the ratio of gas pressure to total pressure, β , and the viscosity parameter, α . The estimated parameters are: $M = (2 - 9) \times 10^7 M_{\odot}$ (SB03), $R_{\text{in}} = 3 R_{\text{Schw}}$, $R_{\text{out}} = 225 R_{\text{Schw}}$ (SB03), where R_{Schw} is the Schwarzschild radius; β and α are kept at their typical values, respectively 0.5 and 0.1. The only free parameter that remains is \dot{M} . We find a lower limit of $\dot{M} \gtrsim 10^{-3} M_{\odot} \text{ year}^{-1}$, which translates to $\dot{m} = \frac{\dot{M}}{M_{\text{Edd}}} \gtrsim 10^{-3}$, where $\dot{M}_{\text{Edd}} = \frac{L_{\text{Edd}}}{0.1c^2}$ is the Eddington accretion rate. Because $\dot{M} = \frac{L_{\text{Bol}}}{\eta c^2}$, with η the efficiency of conversion of gravitational energy into radiation, the lower limit of \dot{M} imposes an upper limit on the efficiency such that $\eta \lesssim 10^{-2}$. Figure 3 shows some theoretical spectra for the ADAF. Due to its simplicity, the model cannot account for the fine details of the SED; it can only reproduce the overall luminosity of the continuum if $\dot{m} \gtrsim 10^{-3}$.

4. Photon Balance

We also calculated the photon balance between the central source and the thin accretion disk. From the broad H α emission-line we computed the total number of recombination photons originating in the outer accretion disk, which is $N_{\text{rec}} \sim 10^{-2} \text{ photons cm}^{-2} \text{ s}^{-1}$.

The number of ionizing photons from the nuclear continuum is $N_{\text{ion}} \sim 10^{-3}$ photons $\text{cm}^{-2} \text{s}^{-1}$. Assuming that photoionization by an isotropic source powers the emission-lines, we would expect that $\frac{N_{\text{rec}}}{N_{\text{ion}}} \lesssim 1$ (a covering factor smaller than unity), but the ratio that we get is 6. This ratio shows that the photoionizing radiation from the source most probably accounts for only 20% of the recombination photons emitted by the outer thin disk. This seems to be a manifestation of the more general “energy budget” problem, which states that the central engine is not energetic enough to power the emission-lines of the broad and narrow line regions. This inconsistency in the photoionization scenario was first discussed in the context of quasars by Netzer (1985), and it still seems to be an unsolved problem in the study of AGNs.

There may be some explanations to this discrepancy:

- Additional sources of ionization of the gas beyond photoionization, for example shock heating or dissipative turbulent heating (Bottorff & Ferland 2002);
- The continuum is emitting anisotropically such that we don’t see the same continuum “seen” by the outer accretion disk (Korista *et al.* 1997);
- Additional continuum reddening, besides the Milky Way foreground reddening used to correct the UV-optical data and that derived from the hydrogen column density obtained from X-ray data, which is very similar to the Milky Way one, which has already been taken into account.

5. Conclusions

We have presented the nuclear SED of NGC 1097, concluding that the nucleus is radio loud ($R = 14$). Its bolometric luminosity of $L_{\text{Bol}} = 1.2 \times 10^{42} \text{ erg s}^{-1}$ implies $\frac{L_{\text{Bol}}}{L_{\text{Edd}}} \sim 10^{-4}$ and $\frac{L_{\text{X}}}{L_{\text{Bol}}} = 0.054$. The SED is similar to those of other LLAGNs, but lacks the classical UV bump in the range of energies common to quasars, probably indicating that the thin accretion disk is cooler than typical disks of quasars. Modelling the SED using a simplified ADAF prescription, we find that $\dot{M} \gtrsim 10^{-3} M_{\odot} \text{ year}^{-1}$, such that $\dot{m} \gtrsim 10^{-3}$ and $\eta \lesssim 10^{-2}$. We obtain a covering factor for the line-emitting disk of $\frac{N_{\text{rec}}}{N_{\text{ion}}} \approx 6$, suggesting an “energy budget” problem.

A more complete version of this work, including detailed modelling of the SED and further investigation of the “energy budget” problem will be presented elsewhere.

Acknowledgements

This work was partially supported by the Brazilian institutions CAPES and CNPq, and by NASA through grant NAG 8-1755 to the University of Maryland.

References

- Bottorff, M., & Ferland, G. 2002, ApJ, 568, 581
 Elvis, M., *et al.* 1994, ApJS, 95, 1
 Ho, L. 1999, ApJ, 516, 672
 Ho, L., *et al.* 2000, ApJ, 541, 120
 Korista, K., Ferland, G., & Baldwin, J. 1997, ApJ, 487, 555
 Mahadevan, R. 1997, ApJ, 477, 585
 Narayan, R., Mahadevan, R., & Quataert, E. 1998, in *The Theory of Black Hole Accretion Disks*, ed. M. A. Abramowicz, G. Björnsson, & J. E. Pringle (Cambridge: CUP), 148
 Netzer, H. 1985, ApJ, 289, 451
 Storchi-Bergmann, T., Baldwin, J. A., & Wilson, A. S. 1993, ApJ, 410, L11
 Storchi-Bergmann, T., *et al.* 2003, ApJ, 598, 956 (SB03)
 Terashima, Y., & Wilson, A. 2003, ApJ, 583, 145