

The power-law expansion universe

Yi-Huan Wei^{1,2}

¹ *Department of Physics, Bohai University,
Jinzhou 121000, Liaoning, China and*

² *Institute of Theoretical Physics, Chinese Academy of Science, Beijing 100080, China*

Abstract

In order to depict the transition from deceleration to acceleration we develop a power-law expansion universe model, $a = a_0(\frac{t}{T})^{n_0+bt^m}$, with n_0 , b and m three parameters. Considering a spatially flat, isotropic and homogeneous universe consisting of the two main components, dark energy and matter, we find the model predicts some consistent results of the nature of dark energy and can thus provide a possible solution of Friedmann equation.

PACS numbers: 98.80.Cq, 98.80.Hm

The faintness of high-redshift type Ia supernova (SNe) has been interpreted as evidence that the expansion of the universe is accelerating, which suggests the universe transition from deceleration to acceleration has happened and therefore the present universe is in an accelerated expansion phase [1], which indicates the existence of the dark energy with negative pressure, and the measurements on the cosmic microwave background (CMB) indicates it is spatially flat [2]. The transition redshift of the universe from deceleration to acceleration provides us an important information of dark energy. Providing that the apparent faintness of SNe Ia provides the direct evidence for the accelerating expansion of the universe, then it happened at $z_T \approx 0.5$ [3]. The universe transition should have happened at $z > 0.3$, with a best fit at about $z_T \approx 0.45$ [4], or $z_T \approx 0.40$ [5]. Using a simple expansion model, $q \simeq q_0 + z(dq/dz)_{z=0}$, and the statistical method, the transition redshift is determined to be $z_T \simeq 0.46$ [6]. From modified Friedmann equation, the constraint from the SNe Ia observation gives $z_T = 0.52 \sim 0.73$ [7]. From a joint analysis of SNe+CMB, one can get $z_T \approx 0.39$, but it can be $z_T \approx 0.57$ for $\Omega_{0m} \approx 0.27$, $h \approx 0.71$ and $w_\Lambda \approx -1$ [8]. Anyway, the results from astronomical observations show our universe could have undergone an expansion transition from deceleration to acceleration [3, 4, 5, 6, 7, 8, 9].

The problem of the dynamical origin and nature of the dark energy has attracted a great many attentions [10, 11, 12, 13, 14, 15, 16]. Current supernova, CMB, and LSS data already rule out dark energy models with dark energy densities that vary greatly with time; with the cosmological constant model providing an excellent fit to the data [17, 18]. On the other hand, starting from a kinetic model, we could also possibly catch a glimpse of the nature of dark energy. The power-law expansion model has widely been used to describe the universe evolution. However, as will be analyzed, the model with a constant power is flawed. Writing scale factor as $a \sim (b+ct)^n$ with constant b , c and n some constants, then the Hubble parameter, its first derivative and the deceleration parameter are $H = cn(b+ct)^{-1}$, $\dot{H} = -c^2n(b+ct)^{-2}$ and $q = -(1 + \frac{\dot{H}}{H^2}) = \frac{1}{n} - 1$. An acceleration expansion of the universe requires $H > 0$ and $q < 0$, i.e., $c > 0$ and $n > 1$ or $c < 0$ and $n < 0$. For the latter case there is $\dot{H} > 0$, which implies a super acceleration expansion of the universe driven by phantom energy [14, 16]. Clearly, such a model with constant power n can only describe a single expansion phase with constant q . In one recent paper of [15], we propose a scalar factor of the form $a \sim t^{n_0+bt}$, which can describe both phantom universe and the possible transition from ordinary acceleration ($\dot{H} < 0$) to super acceleration ($\dot{H} > 0$). It is our main

purpose to check that such a model can also describe the the transition from deceleration to acceleration phase.

Start with a spatially flat, isotropic and homogeneous universe, the scale factor of which is given by

$$a = a_c \left(\frac{t}{T}\right)^n, \quad (1)$$

where $T = 1yr$, a_c is the scale factor of $t = T$, $n = n(t)$ is a function of time. For (1), the Hubble parameter and its first derivative with respect to time are [15]

$$H = \dot{n} \ln t + \frac{n}{t}, \quad (2)$$

$$\dot{H} = \ddot{n} \ln t + 2\frac{\dot{n}}{t} - \frac{n}{t^2}, \quad (3)$$

where a dot denotes the derivative with respect to time. In contrast to the ordinary case of $a \sim t^n$ with constant n , there is an additional term $\dot{n} \ln t$ in (2) and $\ddot{n} \ln t + \frac{2\dot{n}}{t}$ in (3), which will influence the behavior of H and \dot{H} . Clearly, such a model with an appropriate choice of n , provides the possibility that the signature of q changed at a certain past time.

Let us choose the following power n of the form

$$n = n_0 + bt^m, \quad (4)$$

where n_0 , b and m are three nonnegative parameters, with b having the unit yr^{-m} . Putting Eq.(4) and $\dot{n} = bmt^{m-1}$ in Eqs. (2) and (3) yields

$$H = b(m \ln t + 1)t^{m-1} + n_0 t^{-1}, \quad (5)$$

$$\dot{H} = b[m(m-1) \ln t + 2m-1]t^{m-2} - n_0 t^{-2}. \quad (6)$$

From $\ddot{a}/a = \dot{H} + H^2$ and $H = \dot{a}/a$, one has the deceleration parameter

$$q = -\frac{a\ddot{a}}{\dot{a}^2} = -(1 + \frac{\dot{H}}{H^2}). \quad (7)$$

Defining $x = \ln t$, $A = 2n_0 + 2m - 1$ and $B = m(2n_0 + m - 1)$, putting Eqs. (2) and (3) in (7) then we obtain

$$q = -H^{-2}[b^2(1 + mx)^2 t^{2m-2} + b(A + Bx)t^{m-2} + (n_0^2 - n_0)t^{-2}]. \quad (8)$$

Using the current Hubble parameter H_0 , the deceleration parameter q_0 , and the cosmological age t_0 , then from Eqs. (5) and (8) we obtain the following two equations

$$H_0 = b(mx_0 + 1)t_0^{m-1} + n_0t_0^{-1}, \quad (9)$$

$$-q_0H_0^2 = b^2(1 + mx_0)^2t_0^{2m-2} + b(A + Bx_0)t_0^{m-2} + (n_0^2 - n_0)t_0^{-2}. \quad (10)$$

where $x_0 = \ln t_0$. Solving Eqs. (9) and (10) gives rise to

$$n_0 = H_0t_0 - b(mx_0 + 1)t_0^m, \quad b = \frac{1 - (q_0 + 1)H_0t_0}{m(mx_0 + 2)}H_0t_0^{1-m}. \quad (11)$$

In order to determine parameters n_0 and b , we need to know H_0 , q_0 , t_0 , as well as m , where m will be given by fitting the transition redshift z_T .

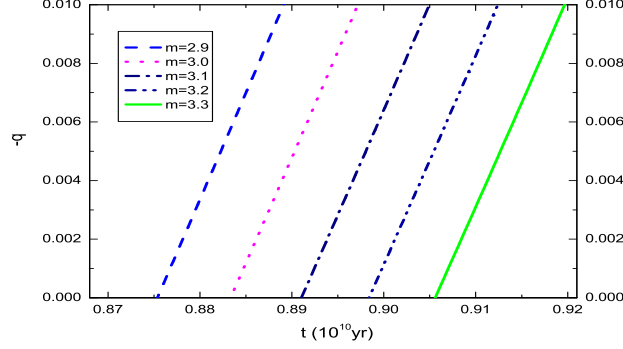
For a spatially flat, isotropic and homogeneous universe consisting of two components, pressureless dust-like matter and dark energy, the deceleration parameter may be obtained by [19]

$$q = \frac{1}{2}(1 + 3\Omega_X w_X). \quad (12)$$

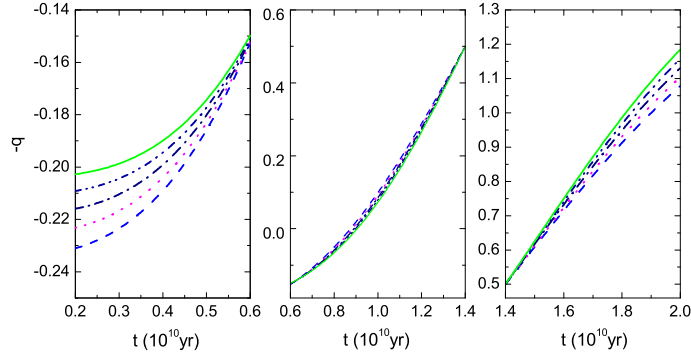
From the current dark energy equation of state parameter $w_{X0} \sim -1.02$ and the energy fraction $\Omega_{X0} \approx 0.71$ fitting WMAP data [6], one can get $q_0 \approx -0.59$; or from $w_{X0} = -1$ and $\Omega_{X0} \approx 0.73$ there is $q_0 \approx -0.60$ [8]. According to $w_{X0} = -0.9 - \epsilon(\Omega_{m0} - 0.3) \pm 0.1$ with $\epsilon = 1 \sim 1.5$, there are the central value $w_{X0} = -0.9$ and $q_0 \approx -0.45$ for $\Omega_{m0} = 0.3$ [5]. In the following discussions let us adopt an acceptable modest value of deceleration parameter, $q_0 = -0.5$ [5, 6, 8]. Another two parameters, the current Hubble parameter and the cosmological age are taken roughly as $H_0 \approx 0.7 \times 10^{-10} \text{yr}^{-1}$ and $t_0 \approx 1.4 \times 10^{10} \text{yr}$ [20]. The three parameters ($q_0 = -0.5, H_0 \approx 0.7 \times 10^{-10} \text{yr}^{-1}, t_0 \approx 1.4 \times 10^{10} \text{yr}$) as well as the transition redshift z_T to be adopted, will be the foundation on which we discuss the power-law universe model with time-dependent power. For some special values of m , the values of b and n_0 are exhibited in the Table I. Using these parameter, we get FIG. 1, (a) of which appears the predicted transition time increases monotonously with m and (b) shows the expected converge of the curves characterized by m to $t = t_0$ and the unexpected converge to $t \approx 0.6 \times 10^{10} \text{yr}$. The second convergence of the curves with different m is an intriguing feature, it means the model may be effectively extended to the range, $t < 0.6 \times 10^{10} \text{yr}$.

TABLE I: The parameters b , n_0 are given for $q_0 = -0.50$ and some special values of m .

m	2.90	3.00	3.10	3.20	3.30
b	9.32×10^{-33}	8.42×10^{-34}	7.63×10^{-35}	6.93×10^{-36}	6.31×10^{-37}
n_0	0.810	0.816	0.821	0.826	0.830



(a)



(b)

FIG. 1: The variations of q for $q_0 = -0.5$ and $m = 2.90, 3.00, 3.10, 3.20, 3.30$ case, respectively.

The expression, $1 + z = a_0/a(t)$, holds valid for any spatially flat, isotropic and homogeneous universe. In order to determine the parameter m let us assume that the transition have happened at $z_T \approx 0.5$ [3]. The Table II exhibits the predicted transition time $t_T = 8.75 \sim 9.06 Gyr$ for $m = 2.9 \sim 3.3$. From $z_T = t_0^{n_1}/t_T^{n_2} - 1$ with $n_1 = n_0 + bt_0^m$ and $n_2 = n_0 + bt_T^m$, the corresponding transition redshift is determined to be $z_T = 0.528 \sim 0.485$.

From Table II, one can see that the fitted parameter m to $z_T = 0.5$ should take value in the range $m = 3.1 \sim 3.2$, and the best fitted value to $z_T = 0.5$ is $m \approx 3.16$, which gives $b \approx 1.809 \times 10^{-35}$, $n_0 \approx 0.8239$.

TABLE II: The predicted transition time t_T and the corresponding redshift z_T .

m	2.90	3.00	3.10	3.20	3.30
$t_T(10^{10} \text{ yr})$	0.875	0.883	0.891	0.8984	0.906
z_T	0.528	0.517	0.506	0.496	0.485

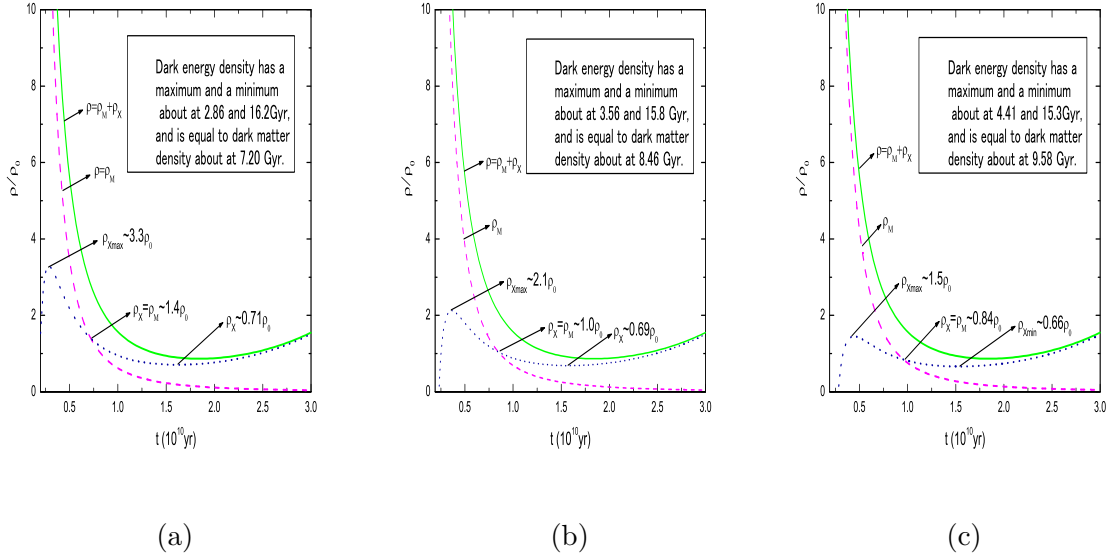


FIG. 2: Dark energy evolution under the three cases, $\rho_{M0} = 0.27, 0.30, 0.33$ for (a), (b) and (c).

From the Friedman equation we obtain the energy density of the universe,

$$\rho = \left(\frac{H}{H_0}\right)^2 \rho_0 = \frac{[n_0 + b(m \ln t + 1)t^m]^2}{H_0^2 t^2} \rho_0. \quad (13)$$

For dust-like dark matter, its energy density evolves in terms of

$$\rho_M = \rho_{M0}(1+z)^3 = \Omega_{M0}\rho_0 \frac{t_0^{3(n_0+bt_0^m)}}{t^{3(n_0+bt^m)}}, \quad (14)$$

and the dark energy density is given by

$$\rho_X = \rho - \rho_M. \quad (15)$$

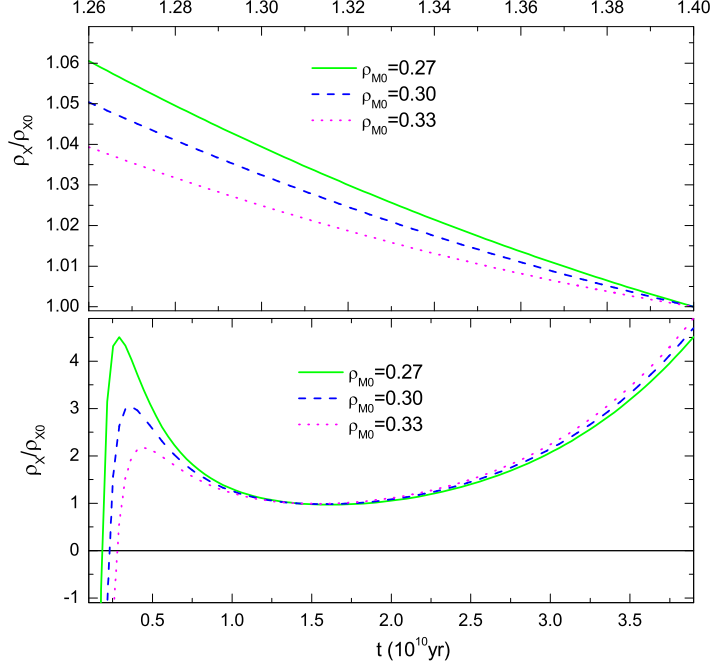


FIG. 3: Dark energy evolution under the three cases, $\rho_{M0} = 0.27, 0.30, 0.33$.

The predicted variations of ρ , ρ_M and ρ_X with time are shown in FIG. 2 and 3, where the parameter $m = 3.16$. FIG. 2 shows that ρ_X has the maxima $\rho_{Xmax} \approx 3.3\rho_0, 2.1\rho_0, 1.5\rho_0$ in the past and the minima $\rho_{Xmin} \approx 0.71\rho_0, 0.69\rho_0, 0.66\rho_0$ in the future for $\Omega_{X0} \approx 0.73, 0.70, 0.67$, as well as the corresponding times, respectively. From the redshift-time relation $z = \frac{t_0^{n_0+bt_0^m}}{t^{n_0+bt^m}} - 1$, we get the redshifts $z_{max} \approx 2.9, 2.2, 1.7$ corresponding to $t_{max} \approx 2.86, 3.56, 4.41 Gyr$, respectively. FIG. 3 illustrates dark energy is currently varying slowly.

The power-law universe model with time-dependent power is a modification to that with constant power. The model, along with the observed H_0 , t_0 , q_0 and z_T , predicts that the dark energy density is slowly evolving in the current epochs [21], it will evolve into future phantom energy [14, 16] and might have a non-monotonous evolution property consistent with the result in [17]. It can be an inviting result that providing that our model is valid for high readshift $z > 3$, then dark energy could possibly have undergone a negative energy evolution epoch. All above discussions suggest that The power-law universe model with time-dependent power can be an appropriate form of universe scale factor.

Acknowledgement: This work is supported by ITP PHD Project 22B580, Chinese Academy of Science of China and National Nature Science Foundation of China.

- [1] A.G. Riess et al., *Astron. J.*, **116**, 1009 (1998); S. Perlmutter et al., Supernova Cosmology Project Collaboration, *Astrophys. J.*, **517**, 565 (1999); P.M. Garnavich et al., *Astrophys. J.*, **493**, L53 (1998); R.A. Knop et al., Reprint astro-ph/0309368; J.L. Tonry et al., *Astrophys. J.*, **594**, 1 (2003); Reprint astro-ph/0305008.
- [2] P. de Bernardis et al., *Nature*, **404**, 955 (2000); A. Balibi, et al., **545**, L1 (2000); S. Hanany et al., *Astrophys. J.*, **545**, L5 (2000).
- [3] M.S. Turner and A.G. Riess, **astro-ph/0106051**.
- [4] R.A. Daly and S.G. Djorgovski, *Astron. J.*, **597**, 9 (2003); **astro-ph/0305197**.
- [5] R.A. Daly and S.G. Djorgovski, **astro-ph/0403664**.
- [6] A.G. Riess, et al., **astro-ph/0402512**.
- [7] Z.-H. Zhu, M.-K. Fujimoto, X.-T. He, *Astron. J.*, **603**, 365 (2004).
- [8] U. Alam, V. Sahni, and A.A. Starobinsky, **astro-ph/0403687**.
- [9] A.G. Riess, et al., *Astrophys. J.*, **560**, 49 (2001).
- [10] B. Rathra, P.J.E Peebles, *Phys. Rev. D* **37**, 3406 (1988); R.R. Caldwell, R. Dave and Steinhardt, *Phys. Rev. Lett.* **80**, 1582 (1998); I. Zlatev, L. Wang and P.J. Steinhardt, *Phys. Rev. Lett.* **82**, 896 (1999); M. Sami and T. Padmanabhan, *Phys. Rev. D* **67**, 083509 (2003).
- [11] C. Armendariz-Picon, V. Mukhanov, P.J. Steinhardt, *Phys. Rev. D* **63**, 103510 (2001); T. Chiba, *Phys. Rev. D* **66**, 063514 (2002); V. Barger, D. Marfatia, *Phys. Lett. B* **498**, 67 (2001).
- [12] M. C. Bento, O. Bertolami, A.A. Sen, *Phys. Rev. D*, **67**, 063511 (2003); Y.S. Piao, R.G. Cai, Q.G. Huang, X.M. Zhang and Y.Z. Zhang, *Phys. Rev. D* **66**, 121301 (2002).
- [13] A. Yu. Kamenshchik, U. Moschella, V. Pasquier, *Phys. Lett. B* **511**, 265 (2001); V. Gorini, A. Kamenshchik, U. Moschella, *Phys. Rev. D* **67**, 063509 (2003).
- [14] R.R. Caldwell, *Phys. Lett. B* **545**, 23 (2002); R.R. Caldwell, M. Kamionkowski, N.N. Weinberg, *Phys. Rev. Lett.* **91**, 071301 (2003); Y.H. Wei, **astro-ph/0402515**.
- [15] *Grav. Cosmol.* **9**, 307 (2003); Y.H. Wei, Y. Tian, **gr-qc/0405038**.
- [16] A. E. Schulz, M. White, *Phys. Rev. D* **64**, 043514 (2001); J.g. Hao, X.z.. Li, *Phys. Rev. D* **67**, 107303 (2003); Z.-K. Guo, Y.-S. Piao, Y.-Z. Zhang, **astro-ph/0404225**; A. E.

- Schulz, M. White, *Phys. Rev. D* **64**, 043514 (2001); L. P. Chimento, and R. Lazkoz, *Phys. Rev. Lett.* **91**, 211301 (2003); P. Singh, M. Sami, N. Dadhich, *Phys. Rev. D* **68**, 023522 (2003); S.M. Carrol, M. Hoffman, and M. Trodden, *Phys. Rev. D* **68**, 023509 (2003); J.M. Cline, S. Jeon, G.D. Moore, **hep-ph/0311312**; M. Sami, A. Toporensky, **gr-qc/0312009**; J.M. Aguirregabiria, L.P. Chimento, R. Lazkoz, **astro-ph/0403157**; E.V. Linder, **astro-ph/0402503**; P.F. Gonzalez-Diaz, **hep-th/0401082**; H. Q. Lu, **hep-th/0312082**; V.B. Johri, **astro-ph/0311293**; H. Stefancica, **astro-ph/0310904**; A. Yurov, **astro-ph/0305019**; M.P. Dabrowski, T.Stachowiak, M.Szydlowski, *Phys. Rev. D* **68**, 103519 (2003); E. Elizalde, J.E. Lidsey, S. Nojiri, S.D. Odintsov, *Phys. Lett. B* **574**, 1 (2003); S. Nojiri, S.D. Odintsov, *Phys. Lett. B* **571**, 1 (2003); *Phys. Lett. B* **562**, 147 (2003); **astro-ph/0403622**; V. Sahni, Y. Shtanov, **astro-ph/0202346**.
- [17] Y. Wang and M. Tegmark, *Phys.Rev.Lett.* **92**, 241302 (2004).
- [18] Y. Wang, **astro-ph/0404484**.
- [19] B.P. Schmidt, et al., *Astrophys. J.* **507**, 46 (1998).
- [20] W.L. Freedman, M.S. Turner, *Rev. Mod. Phys.* **75**, 1433 (2003); J.L. Tonry, *Astrophys. J.*, **594**, 1 (2003); M. Tegmark, et al., *Phys.Rev. D* **69**, 103501 (2004).
- [21] H.K. Jassal, J.S. Bagla, T. Padmanabhan, **astro-ph/0404378**.