

Does the 3.3 μm PAH Emission Feature Require UV Excitation?

Tracy L. Smith¹, & Geoffrey C. Clayton² & Lynne Valencic³

Received _____; accepted _____

arXiv:astro-ph/0404564v1 28 Apr 2004

¹Space Science Institute, 3100 Marine Street, Ste A353, Boulder, CO 80303-1058, tsmith@campbell.mps.ohio-state.edu

²Department of Physics & Astronomy, Louisiana State University, Baton Rouge, LA 70803, gclayton@fenway.phys.lsu.edu

³Instituto de Astronomia, Universidad Nacional Autnoma de Mexico, PO Box 439027, San Diego, CA 92143, valencic@astrosen.unam.mx

ABSTRACT

The unidentified infrared bands (UIBs) have been observed in virtually every dusty astrophysical environment investigated. The UIB carrier must be abundant and ubiquitous. Strong evidence points to polycyclic aromatic hydrocarbons (PAHs) as likely candidates, but the identification is not complete. Additional diagnostics are needed to further constrain the UIB carrier, such as probing excitation sources which range from UV-strong to UV-weak, in order to determine the “band gap” of the UIB carrier. Observations and models suggest that the UIBs can be found in sources with weak UV fields. To that end, we present new results of observing the $3.3\ \mu\text{m}$ spectral region in six stars embedded in reflection nebulae, and in six Vega-like stars. These objects have effective temperatures ranging from 3500 to 12,000 K. Their environments include dust that should be relatively unprocessed (reflection nebulae) and dust that has most likely undergone significant processing (Vega-like) by the embedded illumination source. Together with data from the literature, we have a sample of 27 sightlines. Our analysis suggests that neither the strength of the UV field impinging on the dust nor the effective temperature of the star is the determining factor in whether the $3.3\ \mu\text{m}$ UIB emission is present in an object. We found three detections of the $3.3\ \mu\text{m}$ emission band, one in a Vega-type object, one in a Herbig Ae/Be object and one in a reflection nebula, and all with disks. The role of disk geometry is likely to be important in revealing or obscuring the photo-dissociation regions from which the UIB emission arises.

Subject headings: dust, extinction – infrared: ISM – ISM: lines and bands – ISM: reflection nebulae

1. Introduction

The unidentified infrared bands (UIBs), at 3.3, 6.2, 7.7, 8.6, 11.3, and 12.7 μm , are the most prominent features in the near-infrared (NIR). They appear in spectra of the Galactic disk and high-latitude cirrus clouds (Matilla et al. 1996, Lemke et al. 1998) and other galaxies, including starburst galaxies (Roche 1989, Genzel and Cesarsky 2000), and in a wide range of astrophysical objects such as reflection nebulae (NGC 7023), planetary nebulae, dark clouds and photo-dissociation regions such as the Orion Nebula (Sellgren et al. 1990). Discovered in the 1970s (Gillett et al. 1973, Soifer et al. 1976 and Russell et al. 1977), today they have been observed to be present in most UV-rich astrophysical environments. The proposed carriers of the UIBs include polycyclic aromatic hydrocarbon (PAH) molecules (Leger & Puget 1984; Allamandola, Tielens, & Barker 1985) and grains containing PAHs (Duley & Williams 1981, Leger & Puget 1984). Previous observations show UIBs occur in environments with moderate to high UV-excitation conditions, however, few UV-poor objects have been observed in order to determine the lower-limit for excitation of the UIB at 3.3 μm .

UIB spectra can be split into two groups, those seen in interstellar dust (A-type) and those which are observed in circumstellar dust (B-type) (Geballe 1997; Tokunaga 1997). Class A-type UIBs, which include somewhat narrow, emission features at 3.3, 6.2, 7.7, 8.7, 11.3, and 12.7 μm , are often observed in UV-rich sources. Most UIB spectra appear to fall under Class A, having been observed in reflection nebulae, planetary nebulae, H II regions, starburst galaxies and even the diffuse interstellar medium (ISM). Class B-type UIBs, which include narrow emission features at 3.3, 6.2, and 6.9 μm and broad emission bumps at 3.4, 8, and 12 μm (Geballe 1997; Tokunaga 1997), have been found in circumstellar dust illuminated by F- and G-type post-asymptotic giant branch (AGB) stars forming planetary nebulae (Uchida et al. 2000; Geballe et al. 1992). In addition to spectra in these classes,

another very small group of objects exhibits a unique pattern of features between 3.3 and 4 μm . Van Kerckhoven et al. (2002), observed features at 3.3, 3.43 and 3.53 μm in the star Elias 1 (A0-6), embedded in the reflection nebula IC 359 in the Taurus-Auriga complex (Elias 1978). They attributed the 3.53 μm feature to the presence of nanodiamonds in the circumstellar material. This unusual grouping has only been observed in two other objects, HD 97048, an A0pshe Herbig Ae/Be, and HR 4049, a B9.5 Ib-II star evolving into a protoplanetary nebula.

The central question, which motivated our observations, was whether the 3.3 μm UIB can be detected in weak UV field environments illuminated by stars with low T_{eff} . This relates directly to the UV-absorption characteristics of the UIB carrier. Models of PAH emission, building from extensive PAH laboratory work, suggest that a wide variety of PAHs may exist in dusty environments, with a typical size of 20-50 C atoms (Geballe et al 1989) (possibly larger), and absorption cross-sections dependent on size, molecular weight, and whether they are free-flying or incorporated into grains (Allamandola et al. 1989; Tielens 1993, Schutte et al. 1993, Cook and Saykally 1998; Bakes et al. 2001; Li & Draine 2001). No firm UV-absorption cutoff has been established for astronomical PAHs, nor has observational evidence of PAH absorption in the UV been found (Clayton et al. 2003), but laboratory evidence suggests little absorption in the visible (Sellgren 2001). One might expect, therefore, to observe a relationship between the presence of the 3.3 μm UIB and environment (interstellar versus circumstellar), and specifically, with respect to the UV radiation field illuminating the dust.

It has been suggested that strong UV fields leave interstellar PAHs mostly neutral and positively charged, but weak UV fields are predicted to leave PAHs neutral or negatively charged (Bakes & Tielens 1994, 1998; Salama et al. 1996; Dartois & d’Hendecourt 1997). Variations in the width of the 3.3 μm feature have been observed among different objects

such as in Orion (Sellgren, Tokunaga, & Nakada 1990), the reflection nebula NGC 7023, the planetary nebula (with a WC nucleus) IRAS 21282+5050 (Nagata et al. 1988) and toward the central star of the bipolar nebula HD 44179. However, Sellgren et al. (1990) conclude that no dependence of width on UV field is evident.

Sellgren, Werner & Allamandola (1996) found the equivalent width of the $3.3 \mu\text{m}$ UIB in reflection nebulae to be independent of T_{eff} . Their coolest $3.3 \mu\text{m}$ detections were for the nebula vdB 10 around HD 20041 (an A0 Ia-type star, $T_{eff} = 9400$ K) and vdB 133 around HD 195593 (A+B) (an F5 Iab and a B7 II-binary, $T_{eff} = 6800 + 12,000$ K). Uchida et al. (2000) saw no spectroscopic differences among UIBs observed from $5\text{-}15 \mu\text{m}$ for sources with T_{eff} ranging from $3600\text{-}19,000$ K. The binary HD 195593 (A+B) illuminating vdB 133, is thought to be unique. Uchida et al. (1998) note that vdB 133 is illuminated by the lowest ratio of UV to total flux of any nebulae observed to have the UIBs above $5 \mu\text{m}$. This led Li & Draine (2002) to suggest that UV photons are not required to excite UIB emission. See Figure 1.

In this paper, we present new observations of vdB 133 and 11 other objects, chosen to cover both Class A and B-type sources with stars ranging from $3500\text{-}11,000$ K in order to probe the dependence of the $3.3 \mu\text{m}$ emission feature on UV radiation field. The following section (2) describes the data reduction, and in section (3), we discuss the results and present our conclusions.

2. Observations and Data Reduction

The sample stars, listed in Table 1 were observed from $1.9\text{-}4.2 \mu\text{m}$ with SpeX (Rayner et al. 2003) at the 3.0 m NASA Infrared Telescope Facility (IRTF) on Mauna Kea on 2002, August 28-30 and September 2. Spectra of twelve targets were obtained using SpeX in the

cross-dispersed mode using a $0.8'' \times 15''$ slit size, oriented north-south, with a spectral resolution of $R \approx 950$. The data were obtained by nodding the telescope in the pattern on-target, off, off, on-target, with a typical total integration time of 100 s acquired using two cycles and five co-adds. Each target was observed three times, each bracketed by observations of a G-type main sequence star in order to accurately remove Telluric lines. For each pointing, flats were taken using an IR lamp (1200 K) and arcs with an argon lamp, to be used later for wavelength calibration.

Data reduction of the target and G stars was accomplished through the use of the package SPEXTOOL (Cushing et al. 2004; Vacca et al. 2003). It was used to remove the sky background, calibrate, and extract the aperture of each on-off object pair, after which the pairs were summed together. Individual observations of the same object were co-added. The target spectra were then divided by the G stars observed at the same airmass and the result multiplied by a blackbody of appropriate temperature so that the absolute flux level of the target is preserved. The reduced spectra are plotted in Figure 2.

Of the detections in our sample, two are mid A-type stars, Elias 1 and HD 169142, and one is classified as a G0 V star, HD 34700. Van Kerckhoven et al. (2002) observed Elias 1 and Kraemer et al. (2002) observed HD 34700, both using the ISO-SWS. Meeus et al. (2001), observed HD 169142 and 13 other Herbig Ae/Be objects from 2-45 μm using the ISO Short Wavelength Spectrometer. They found the 3.3 μm feature in six of the fourteen objects observed, including HD 169142(A5 Ve), HD 100546 (B9 Ve), HD 179218 (B9e), HD 142666 (A8 Ve), HD 100453 (A9 Ve), and HD 142666 (A8 Ve), ranging in T_{eff} from 6250 to 11,000 K. We have added the 14 stars in the Meeus sample to the twelve stars observed here, plus HD 20041 from Sellgren et al. (1996). There is one star (HD 169142) in common between the samples. They are listed in Table 2. In addition to the 3.3 μm emission, one object, Elias 1, shows emission features at 3.43 and 3.53 μm , attributed to H-terminated

diamond surfaces (Guillois et al. (1999); Van Kerckhoven, Tielens & Waelkens 2002).

The illumination of vdB 133 by HD 195593 (A+B) is very interesting with respect to the subject of UIB excitation. In spite of the presence of a B7 II star in the binary, it can be shown (Kurucz 1992) to emit only $\approx 16\%$ of its total luminosity shortward of 240 nm (Uchida et al. 2000) and $\approx 21\%$ shortward of 400 nm. We did not detect the $3.3 \mu\text{m}$ UIB feature in vdB 133 within $15''$ NS of the star using IRTF, and it was not detected by Vandebussche et al. (2002) using the ISO-SWS to create an atlas of near-infrared stellar spectra, Fig. 2. However, Sellgren, Werner, & Allamandola (1996) detected the $3.3 \mu\text{m}$ UIB at the star using a $19.6''$ diameter aperture and indicated a weak feature detection at an offset of $30''\text{E } 30''\text{W}$ from the central star using the same aperture. Li & Draine (2002) predict that the $3.3 \mu\text{m}$ UIB should be seen in vdB 133. This is shown in Figure 1. They suggest that even in regions “devoid” of UV photons, a PAH with 100 carbon atoms should be excited by a 500 nm photon and emit strongly in the UIR bands between 6.2 and $11.3 \mu\text{m}$. Uchida et al. (2000) detected the UIB features at 6.2, 7.7, 8.7, 11.3, and $12.7 \mu\text{m}$ at an offset of $100''$ from vdb 133.

3. Discussion

Li & Draine (2002) have suggested that UV photons are not required to excite UIB emission. The T_{eff} of the exciting star will determine how much UV radiation is produced. But the T_{eff} does not take into account the dilution effect of the distance of the dust from the star. A more useful parameter is the UV radiation field experienced by the dust at some distance from the star. We estimated the UV radiation fields for the 27 objects in our sample by integrating Kurucz (1992) stellar atmospheric models from 91-240 nm, and then multiplying by a dilution factor of $(R_*/d)^2$, where R_* is the stellar radius and d is the distance from the star at which the UV radiation field is being estimated. A UV-cutoff

of 240 nm was chosen in order to make a conservative estimate of photons available for the excitation of the 3.3 μm UIB feature, as the UV-absorption spectrum for potential carriers such as PAHs is as yet unknown. The UV radiation field 15'' NS of each star, corresponding to the slit length available on SpeX, is expressed as G_0 . This is the local interstellar radiation field as determined by Habing (1968), in units of $1.6 \times 10^{-3} \text{ergs}^{-1} \text{cm}^{-2}$ (Boulanger 1998, Dartois & d’Hendecourt 1997, Uchida et al. 2000). The estimated values of G_0 for each object are listed in Table 2. The G_0 value of 2700 estimated for HD 195593 (A+B) at an offset of 15'', is consistent with the G_0 value from Uchida et al. (2000) of 75 for an offset of 100'' from the star. Li & Draine (2002) estimate a G_0 value of ≈ 1215 “at the nebula”, using the linear combination of the Kurucz (1979) model atmospheres integrated for each star (A & B) between 91.2-1000 nm.

Figure 3 plots the estimated UV radiation field versus effective temperature of the exciting stars for our sample with detections of the 3.3 μm feature marked. Clearly, no correlation exists between the strength of the UV radiation field (G_0) and the detection of the 3.3 μm emission feature in the observed sample (ours and those of Meeus et al.). The calculation of G_0 assumes that the dust is situated at a distance from the exciting star corresponding to 15'', projected on the plane of the sky. Since matter around the stars is in many cases distributed out to 15'' (the available SpeX slit length), this represents the minimum value for G_0 impinging on the dust. Table 2 includes the IRAS total surface brightness of the sky surrounding a target in a 0.5 degree beam at 100 μm ; a value above 30 MJy/Sr indicating dust with appreciable column density. As can be seen from the table, all but five of the stars for which measurements were available have surface brightnesses larger than 30 MJy/Sr. The interesting exception being that for HD 34700, one of the three positive 3.3 μm emission detections in our original sample, which has a measurement of 28 MJy/Sr.

Since all the stars with detections in our sample have disks, the emission is likely to be mostly from dust in a circumstellar disk much closer to the star than $15''^1$. This circumstellar disk dust will have similar dilution factors from star to star so T_{eff} can be used to estimate the relative strength of the UV radiation field. But it can be seen from Figure 3 that T_{eff} is no better correlated with the presence of the $3.3 \mu\text{m}$ feature than with G_0 . So neither T_{eff} nor G_0 can be used to predict whether PAH emission will be seen along a particular sightline. One clue may come from the fact that 5 of the 6 stars that show PAH emission in the Meeus sample also have IR excesses indicating the presence of warm dust. So geometry may be important. Portions of the disk which are warm will probably correspond to photo-dissociation regions that are receiving photons from the star. So we may be viewing these disks more pole-on. Whereas, thick disks viewed edge-on will be less likely to show an IR excess or PAH emission because we are seeing only cold dust that is not being illuminated by any stellar photons. Flared disks tend to have UIBs whereas non-flared disks have weak to no UIB detections (Meeus et al. 2001). Perhaps the flaring of these disks increases the viewing angle where warm dust can be seen.

Since cool stars with small UV radiation fields such as HD 34700 show $3.3 \mu\text{m}$ emission, the trend in Figure 3 supports the prediction of the astronomical PAH model of Li & Draine (2002), that the $3.3 \mu\text{m}$ UIB should be observable in UV-weak objects. But Figure 3 also shows that relatively hot stars with high UV radiation fields do not show any such emission. So our results suggest that the strength of the UV radiation field impinging on the dust is not the only or even the most important factor in determining whether the $3.3 \mu\text{m}$ UIB is present in a dusty astrophysical object. In addition to simple disk-viewing angle considerations, electron density variations from star to star may be an important factor in

¹vdB 133 shows the $3.3 \mu\text{m}$ emission in the nebulosity located beyond $15''$ from the exciting star.

whether the $3.3 \mu\text{m}$ emission feature is observable in an object. However, a full spectrum of each star extending from 3.3 to $10 \mu\text{m}$ is needed in order to solidly model the UIB features and estimate the electron density. It is also likely that the ionization state of the PAHs in each object will affect the observability of the $3.3 \mu\text{m}$ emission feature. Laboratory studies (Allamandola et al. 1999) show the $3.3 \mu\text{m}$ absorption feature to be very strong, relative to the features in the 6 to $10 \mu\text{m}$ region, for a mixture of neutral PAHs, and to be much weaker, with respect to features in the 6 to $10 \mu\text{m}$, for the same mixture of PAHs in their positive state. We conclude that the task of determining the role of the impinging radiation field on the observability and variations in the $3.3 \mu\text{m}$ emission feature in our targets would be furthered by spectra from the same stars covering the 6 - $10 \mu\text{m}$ region.

T.L. Smith, G.C Clayton and L. Valencic were visiting astronomers at the Infrared Telescope Facility, which is operated by the University of Hawaii under Cooperative Agreement no. NCC 5-538 with the National Aeronautics and Space Administration, Office of Space Science, Planetary Astronomy Program. Aigen Li is thanked for his interest and contribution to Figure 1, the model results from Li & Draine (2002). We also thank K. Uchida for the the ISOCAM data points to the same figure. We would like to gratefully acknowledge G. Meeus for the helpful discussion on the Herbig Ae/Be objects included in this study, and B. Vandenbussche for the ISO-SWS spectrum provided in Figure 2. Finally, we would like to thank A. G. G. M. Tielens for his helpful comments on this paper.

REFERENCES

- Allamandola, L. J. Tielens, A. G. G. M. & Barker, J. R. 1985, ApJ, 290 125
- Allamandola, L. J. Tielens, A. G. G. M. & Barker, J. R. 1989, ApJS, 71, 733
- Allamandola, L. J. Hudgins, D. M. & Sandford, S. A. 1999, ApJ, 511, L115
- Allen, D. A. Baines, D. W. T. Blades, J. C. & Whittet, D. C. B. 1982, MNRAS, 199, 1017
- Antonello, E. & Montegazza L. 1997, A&A, 327, 240
- Bakes, E. L. O. & Tielens, A. G. G. M. 1994, ApJ, 427, 822
- Bakes, E. L. O. & Tielens, A. G. G. M. 1998, ApJ, 499, 258
- Bakes, E. L. O. Tielens, A. G. G. M. & Bauschlicher, C. W. 2001, ApJ, 556, 501
- Clayton, G. C. et al. 2003, ApJ, 592, 947
- Cohen et al. 1975, ApJ, 196, 179
- Cook, D. J. & Sakally, R. J. 1998, ApJ, 493, 793
- Cushing, M. C. Vacca, W. D. & Rayner, J. T. 2003, PASP, 999, 999
- Dartois, E. & d’Hendecourt, L. 1997, A&A, 323, 534
- Duley, W. W. & Williams, D. A. 1981, MNRAS, 241, 697
- Elias, J. H. 1978, A&A, 70, L3
- Geballe, T. R. Tielens, A. G. G. M. Allamandola, L. J. Moorhouse, A. & Brand, P. W. J. L. 1989b, ApJ, 341, 278

- Geballe, T. R. Tielens, A. G. G. M. Kwok, S. & Hrivnak, B. J. 1992, *ApJ*, 387, L89
- Geballe, T. R. 1997, in *ASP Conf. Ser. 122, From Stardust to Planetesimals*, ed. Y. J. Pendleton & A. G. G. M. Tielens (San Francisco: ASP), 119
- Genzel, R. & Cesarsky, C. J. 2000, *Annu. Rev. Astron. Astrophys.*, 38, 761
- Gillett, F. C. Forrest, W. J. & Merrill, K. M. 1973, *ApJ*, 183, 87
- Guillois, O. Ledoux, G. & Reynaud C. 1999, *ApJ*, 521, 133
- Habing, H. J. 1968, *Bull. Astron. Inst. Netherlands*, 19, 421
- Hovhannessian, R. Kh. & Hovhannessian, E. R. 2001, *Astrophysics*, 44, 454
- Kalas, P. Graham, J. R. Beckwith, S. V. W. Jewitt, D. C. & Lloyd, J. P. 2002, *ApJ*, 567, 999
- Kraemer, G. C. Sloan, G. C. Price, S. D. & Walker, H. J. 2002, *ApJS*, 140, 389
- Kurucz, R. L. 1992, in *IAU Symposium 149, The Stellar Populations of Galaxies*, ed. B. Barbuy & A. Renzini (Dordrecht:Kluwer), 225
- Leger, A. & Puget, J. L. 1984, *A&A*, 137, L5
- Lemke, D. et al. 1998, *A&A*, 331, 742
- Li, A. & Draine, B. T. 2001, *ApJ*, 550, L213
- Li, A. & Draine, B. T. 2002, *ApJ*, 572, 232
- Mathis, J. S. Mezger, P. G. & Panagia, N. 1983, *A&A*, 128, 212
- Matilla, K. et al. 1996, *A&A*, 315, L353
- Meeus, G. et al. 2001, *A&A*, 365, 476

- Merrill, K. M. Soifer, B. T. & Russell, R. W. 1975, ApJ, 2000, L37
- Ramesh, B. 1994, J. Astrophys. Astr., 15, 415
- Rayner J. T. Toomey D. W. Onaka, P. M. Denault, A. J. Stahlberger, W. E.
Vacca, W. D. Cushing, M. C. & Wang, S. 2003, PASP, 155, 362
- Roche, P. F. 1989, IAU Symp. 135, Interstellar Dust ed L. J. Allamandola and A. G. G.
M. Tielens (Dordrecht:Kluwer), 303
- Roelfsema, P. R. et al. 1996, A&A, 315, L289
- Rossi, C. et al. 1999, A&Asup., 136, 95
- Russell, R. W. Soifer, B. T. & Merrill, K. M. 1977, ApJ, 213, 66
- Salama, F. Bakes, E. L. O. Allamandola, L. J. & Tielens, A. G. G. M. 1996, ApJ,
458, 621
- Schutte, W. A. Tielens, A. G. G. M. & Allamandola, L. J. 1993, ApJ, 415, 397
- Sellgren, K. Werner, M. W. & Allamandola, L. J. 1996, ApJS, 102, 369
- Sellgren, K. Luan, L. & Werner, M. W. 1990, ApJ, 359, 384
- Sellgren, K. Tokunaga, A. T. & Nakada, Y. 1990, ApJ, 349, 120
- Sellgren, K. 2001, Spectrochimica Acta Part A: Molecular and Biomolecular Spectroscopy,
57, 627
- Soifer, B. T. Russel, R. W. & Merrill, K. M. 1976, ApJ, 250, 631
- Tielens, A. G. G. M. 1993, Dust and Chemistry in Astronomy ed T. J. Millar and D.
A. Williams (Bristol: IOP Publishing), 103

- Tokunaga, A. 1997, in ASP Conf. Ser. 124, Diffuse Infrared Radiation and the IRTS, ed.
H. Okuda, T. Matsumoto, & T. L. Roellig (San Francisco: ASP), 149
- Uchida, K. I. Sellgren, K. & Werner, M. W. 1998, ApJ, 493, L109
- Uchida, K. I. Sellgren, K. & Werner, M. W. & Houdashelt M. L. 2000, ApJ, 530, 817
- Vacca, W. D. Cushing, M. C. & Rayner, J. T. 2003, PASP, 155, 389
- Van Kerckhoven, C. Tielens, A. G. G. M. & Waelkens, C. 2002, A&A, 384, 568
- Verstraete, L. et al. 2001, A&A, 372, 981
- Walker, H. J. & Heinrichsen, I. 2000, ICARUS, 143, 147

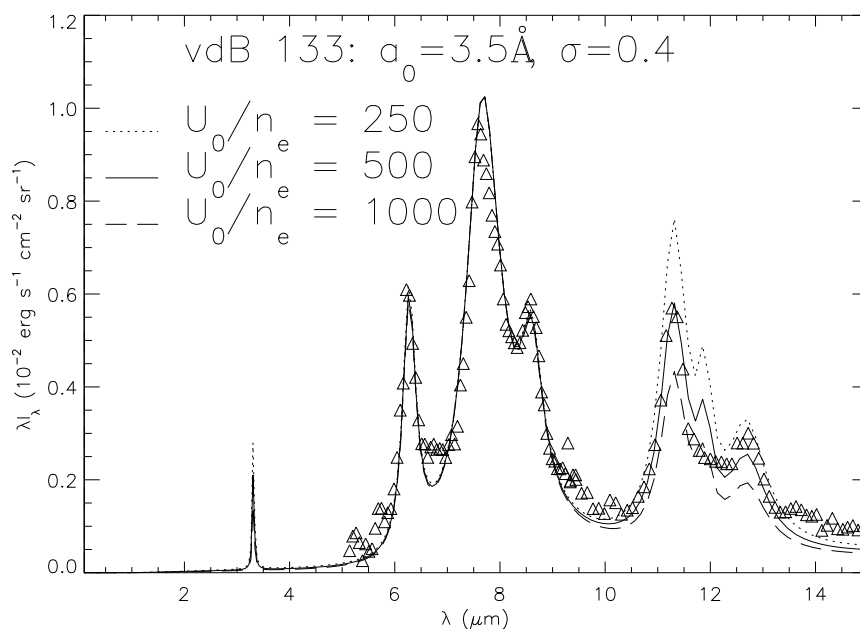


Fig. 1.— The model-predicted IR emission spectra for PAHs in the moderate UV environment of vdB 133 in comparison with the ISOCAM (triangles) spectrum (Li & Draine 2002, Uchida et al. 1998). A lognormal size distribution characterized by three parameters, a_0 and σ and b_C was adopted which determine the peak location, the width of the lognormal distribution, and the total amount of C atoms (relative to H) in the PAHs. The calculations were done for three ratios of U_0 (the ratio of the 912 \AA - $1 \mu m$ energy density relative to the value for the Mathis, Merzer, & Panagia (1983) solar neighborhood interstellar radiation field) to electron density.

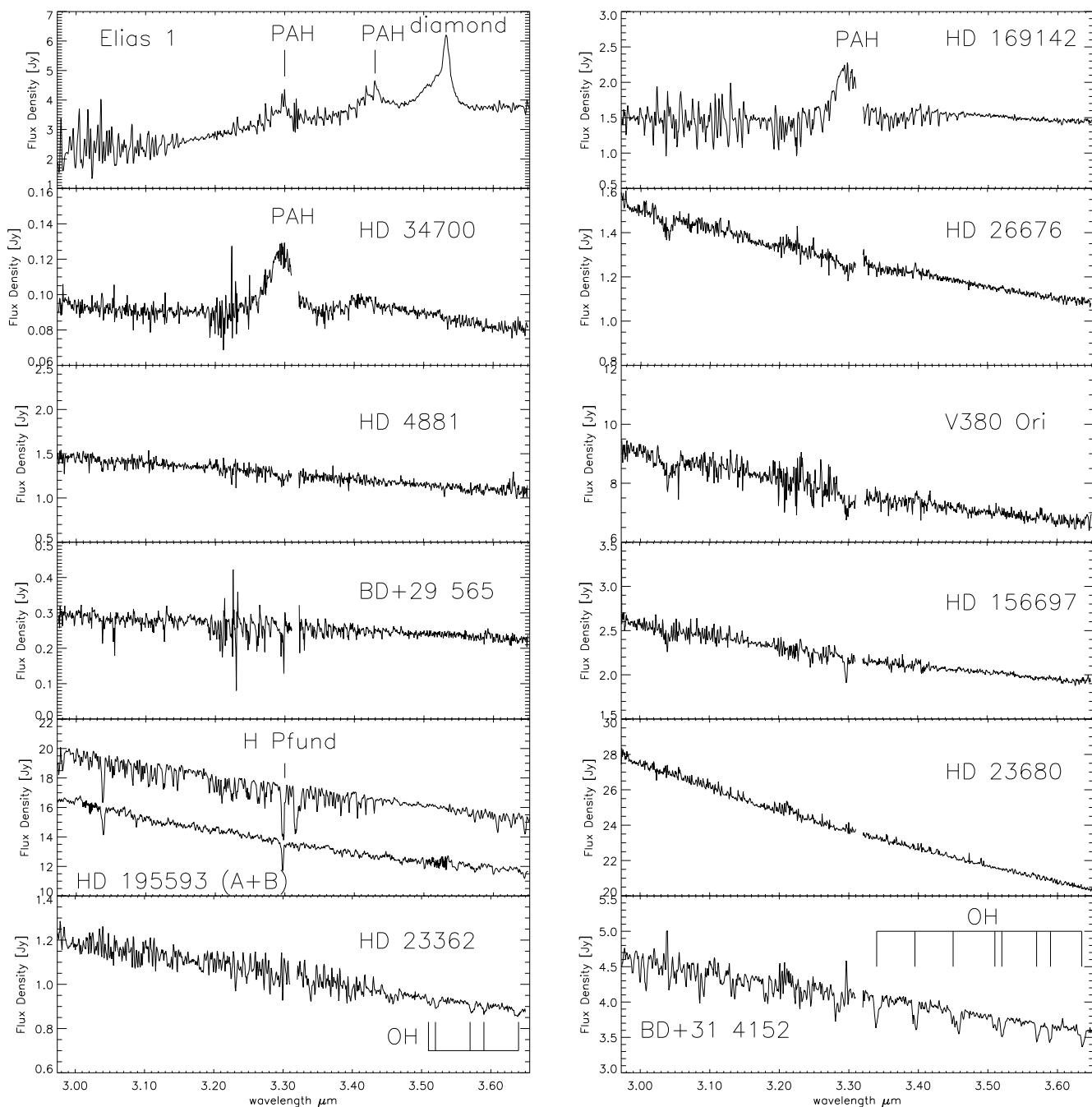


Fig. 2.— The 3.3 μm spectral region in six stars embedded in reflection nebulae, and in six Vega-like stars observed with SpeX at the NASA Infrared Telescope Facility (IRTF) in Aug./Sept. 2002. A spectrum of HD 195593 (A+B) from the Vandebussche et al. (2002) near-infrared stellar spectra atlas collected with the ISO-SWS is included with our observations, plotted as the bottom spectrum. A gap has been left in the spectrum where imperfect telluric removal resulted in spurious data.

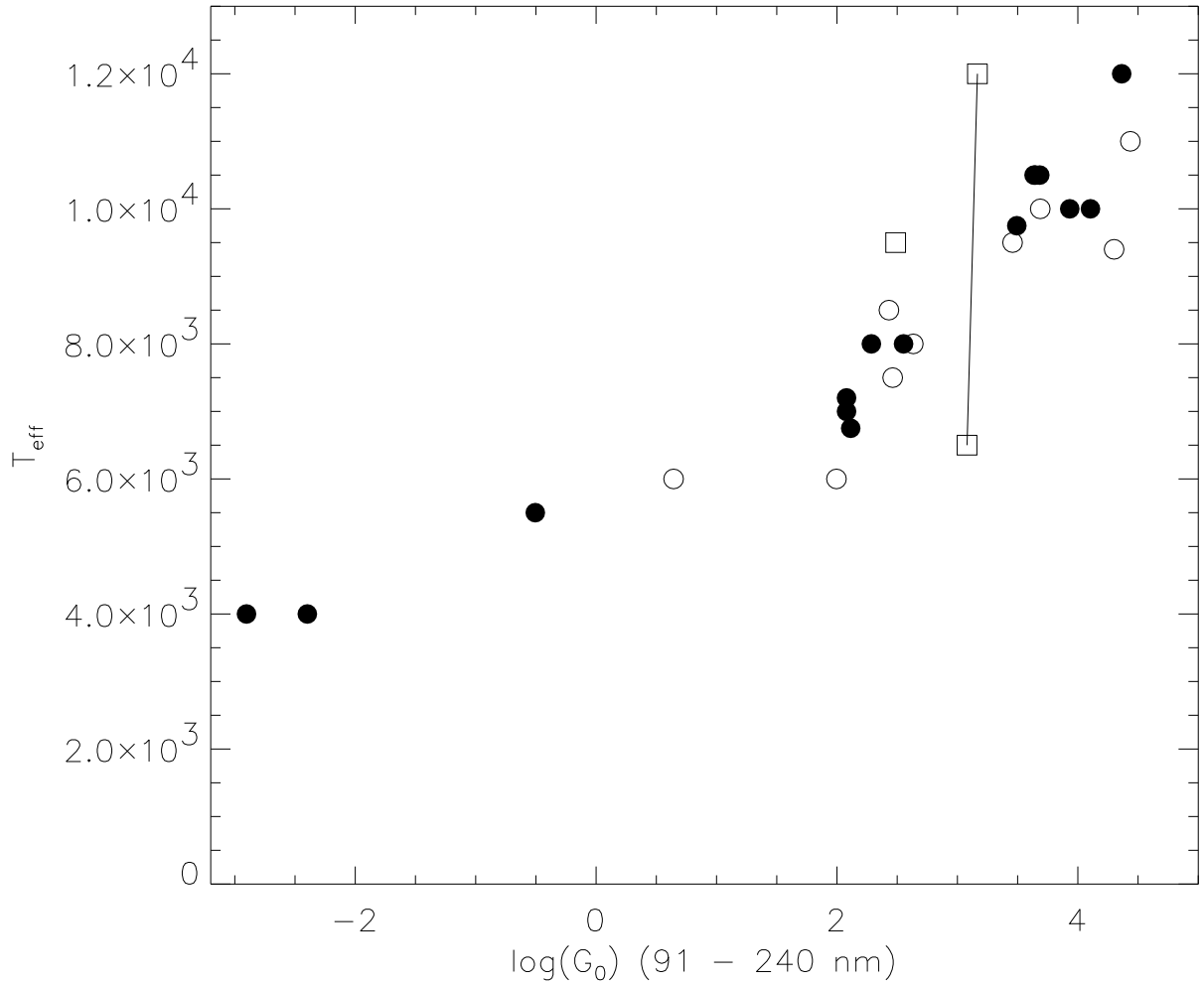


Fig. 3.— The log of the UV radiation field, G_0 , estimated at $15''$ NS offset for each star, versus T_{eff} , where G_0 is in units of $1.6 \times 10^{-3} \text{ erg s}^{-1} \text{ cm}^{-2}$, the local interstellar radiation field according to Habing (1968) and used by Uchida et al. (2000). The $3.3 \mu\text{m}$ feature detections are plotted with open circles, non-detections with filled circles. HD 195593 (A+B) (connected with a solid line) and V380 Ori have been plotted with open squares. Emission is seen in these objects at further than $15''$ from the stars. See text.

Table 1. IRTF-observed Vega-like stars and stars embedded in reflection nebulae.

Star	Spectral Type	Dust Type	UIBs
HD 26676	B8 Vn	Vega-like	
HD 4881	B9.5 V	Vega-like	
V380 Ori	A0-2	Reflection Nebula	
Elias 1	A0-6	Reflection Nebula	3.3, 6.2, 7.7, 8.6 & 11.2
HD 169142	A5 Ve	Vega-like	3.3, 6.2, 7.7, 8.6 & 11.3
BD+29 565	F0 V	Reflection Nebula	
HD 156697	F0 n	Reflection Nebula	
HD 195593 (A+B)	FV Iab + B7 II	Reflection Nebula	3.3, 6.2, 7.7, 8.6, 11.3, 12.7 & 5-15 micron continuum emission
HD 34700	G0V	Vega-like	3.3, 6.2, 7.7 & 8.6
HD 23680	G5	Vega-like	
HD 23362	K2	Vega-like	
BD+31 4152	M1 IIIe	Reflection Nebula	

Table 2. Estimates of G_0 at a stellar offset of $15''$.

Star*	T_{eff} (K)	Nebula Type	Star Distance (pc)	G_0 (91-240 nm)	100 μm sky ^a	disk	References ^b
HD 100546*	11000	Herbig Ae/Be	103	27288	40	yes	1
HD 26676	12000	Vega-like	151	23125	42	yes	2
HD 20041*	9400	Reflection Nebula	1400	20000		yes	6, 10
HD 158643	10000	Herbig Ae/Be	131	12725	140	yes	1
HD 150193	10000	Herbig Ae/Be	150	8563	143	yes	1
HD 179218*	10000	Herbig Ae/Be	240	4875	113	yes	1
HD 4881	10500	Vega-like	168	4829		yes	2
HD 104237	10500	Herbig Ae/Be	116	4438	22	yes	1
HD 163296	10500	Herbig Ae/Be	122	4331		yes	1
HD 31293	9750	Herbig Ae/Be	144	3113	45	yes	1
Elias 1*	9500	Herbig Ae/Be	150	2871	43	yes	5, 6, 7
HD 195593 (A)	6500	Reflection Nebula	1500	1202		no	6
HD 195593 (B)	12000	Reflection Nebula	1500	1466		no	6
HD 169142*	8000	Herbig Ae/Be	145	430	58	yes	1
HD 139614	8000	Herbig Ae/Be	151	357	52	yes	1
V380 Ori	9500	Vega-like	460	307	193	yes	4, 6
HD 100453*	7500	Herbig Ae/Be	115	290	30	yes	1
HD 142666*	8500	Herbig Ae/Be	200	270	61	yes	1
HD 144432	8000	Herbig Ae/Be	200	193	67	yes	1
HD 135344	6750	Herbig Ae/Be	84	130	28	yes	1
BD+29 565	7200	Reflection Nebula	140	120		no	6, 8
HD 156697	7000	Reflection Nebula	139	120		no	6, 9
HD 142527*	6000	Herbig Ae/Be	200	99	88	yes	1
HD 34700*	6000	Vega-like	180	4.4	28	yes	3
HD 23680	5500	Vega-like	205	0.31		yes	2
BD+31 4152	4000	Reflection Nebula	350	0.004		no	6, 8
HD 23362	4000	Vega-like	187	0.001	23	yes	2

*Objects with a positive $3.3 \mu\text{m}$ UIB detection are noted with a *.

^a(1) Meeus et al. (2001), (2) Kalas et al. (2002), (3) Walker & Heinrichsen (2000), (4) Rossi et al. (1999), (5) Allen et al. (1982), (6) Sellgren et al. (1996), (7) Van Kerckhoven et al. (2002), (8) Ramesh (1994), (9) Antonello & Montegazza (1997), (10) Hovhannessian & Hovhannessian (2001).

^bThe total IRAS brightness of the sky surrounding the source in a 0.5 degree beam at 100 μm , in MJy/Sr.