

A Distant Extended Spiral Arm in the Fourth Quadrant of the Milky Way

N. M. McClure-Griffiths,¹ John M. Dickey,² B. M. Gaensler,³ and A. J. Green⁴

ABSTRACT

Using data from the Southern Galactic Plane Survey we present a possible distant spiral arm in the fourth quadrant of the Milky Way. The very distinct and cohesive feature can be traced for over 70° as the most extreme positive velocity feature in the longitude-velocity diagram. The feature is at a Galactic radius between 18 and 24 kpc and appears to be the last major structure before the end of the H I disk. We compare the feature with a Galactic spiral model and show that it is well reproduced by a spiral arm of pitch angle, $i \sim 9^\circ$. The arm is quite well confined to the Galactic plane, dropping at most 1 kpc below the Galactic equator. Over most of its length the arm is 1 - 2 kpc thick.

Subject headings: ISM: structure — Galaxy: structure, kinematics and dynamics

1. Introduction

Historically, neutral hydrogen (H I) in the disk of the fourth quadrant of the Milky Way has been understudied. The last fully sampled survey of this region was made with the Parkes 18m Radiotelescope in the 1970's with an angular resolution of $48'$ (Kerr et al. 1986). Recently the International Galactic Plane Survey (Taylor et al. 2003; McClure-Griffiths et al.

¹Australia Telescope National Facility, CSIRO, PO Box 76, Epping NSW 1710, Australia; naomi.mcclure-griffiths@csiro.au

²Department of Astronomy, University of Minnesota, 116 Church St SE, Minneapolis, MN 55455; john@astro.umn.edu

³Harvard-Smithsonian Center for Astrophysics, 60 Garden Street MS-6, Cambridge, MA 02138; bgaensler@cfa.harvard.edu

⁴School of Physics, Sydney University, NSW 2006, Australia; agreen@physics.usyd.edu.au

2001) consortium has undertaken a large-scale project to produce a fully sampled survey of the Galactic plane with one arcminute resolution. For the fourth quadrant, in particular, the Southern Galactic Plane Survey (SGPS; McClure-Griffiths et al. 2001) constitutes more than an order of magnitude improvement in angular resolution over previous surveys.

In the Southern Milky Way little is known about the full extent of the H I disk and the shape of the H I density fall-off with Galactic radius. Knapp, Tremaine, & Gunn (1978) made an ambitious attempt to measure the full extent of the H I disk. The idea behind their work was that for very large radii the radial velocity of the gas approaches the projection of the local standard of rest (LSR) velocity, Θ_0 , onto the line of sight. For an extended disk of H I there should be a pile-up of gas at $v_{LSR} = \Theta_0 |\sin l|$. Despite several very deep integrations, Knapp et al. (1978) did not detect a pile-up. Subsequent attempts, including a recent one with the Green Bank Telescope, have also failed to detect any significant pile-up of gas at extreme velocities (Lockman, Dickey, & McClure-Griffiths 2002).

The outer disks of large spiral galaxies occasionally show clear H I spiral arms extending to galactic radii in excess of 30 kpc, while the stellar arms stop at radii of ~ 10 kpc. A classic example is M83, where the H I spiral arms extend three times as far as the stellar arms (Tilanus & Allen 1993). Unfortunately, the positions of the H I spiral arms in the outer Milky Way are not well known. Early studies of Galactic spiral structure suggest possible arms out to distances of 20 kpc or more. In particular, the Kerr (1969a) latitude-velocity diagrams show a ridge of H I in the fourth quadrant at extreme positive velocities. Kerr (1969b) maps this feature as a non-continuous spiral arm from $l = 210^\circ$ to $l = 290^\circ$. Davies (1972) also interpreted the low longitude ($l \lesssim 260^\circ$) end of this feature as an outer spiral arm, possibly associated with high-velocity clouds. Despite these early studies, there has been very little interpretation of this ridge and no discussion of it beyond $l = 290^\circ$.

Here we present new data from the SGPS on this extreme positive velocity ridge from $l = 260^\circ$ to $l = 330^\circ$ and discuss its structure. We argue that it is a cohesive structure and interpret it as a distant H I spiral arm at the edge of the Milky Way. Using a simple Galactic spiral model, we show that the shape is well-fit by a spiral arm with a pitch angle of $i \sim 9^\circ$.

2. Observations

The data presented here are part of the Southern Galactic Plane Survey, a survey of the H I spectral line and 21 cm continuum emission in the fourth quadrant of the plane of the Milky Way. The H I data product is a combination of high resolution, interferometric data obtained from the Australia Telescope Compact Array (ATCA) and low resolution

data from the Parkes Radiotelescope,¹ covering the region $253^\circ \leq l \leq 358^\circ$, $|b| \leq 1.5^\circ$. The lower resolution Parkes survey covers an extended latitude range of $|b| \leq 10^\circ$. A complete discussion of the observational and data reduction techniques is given by McClure-Griffiths (2001) and will be described further in McClure-Griffiths et al. (2004, in prep.). The final H I cubes, made by combining deconvolved images from Parkes and the ATCA in the Fourier domain, have an angular resolution of ~ 2 arcminutes, a channel spacing of 0.82 km s^{-1} and rms brightness temperature sensitivity per channel of $\sim 1.3 \text{ K}$.

3. Results

Combining data from all fields in the SGPS we created a composite longitude-velocity (l - v) diagram at $b = 0^\circ$ of the region $253^\circ \leq l \leq 350^\circ$, shown in Fig. 1. Examining Fig. 1, we see that at the most extreme positive velocities there is a thin ridge of emission that arcs from $l = 253^\circ$, $v = 102 \text{ km s}^{-1}$ through $l = 299^\circ$, $v = 110 \text{ km s}^{-1}$, to $l = 321^\circ$, $v = 88 \text{ km s}^{-1}$, and possibly extending as far as $l = 350^\circ$. The feature is kinematically distinct from the surrounding gas, rising to brightness temperatures of $T_b \sim 15 \text{ K}$ over velocity widths on the order of $\Delta v \sim 9 \text{ km s}^{-1}$. It is notably the last feature in the l - v diagram; beyond this the profiles extend with long tails into the noise. The feature is relatively cohesive over the entire observed longitude range, with the only notable exception between $l = 275^\circ$ and $l = 295^\circ$, where the arc shifts approximately 10 km s^{-1} to higher velocities.

Overlaid on Fig. 1 are lines of constant galactocentric radius at $R_g = 16 \text{ kpc}$ and 24 kpc , assuming a Brand & Blitz (1993) rotation curve with the IAU recommended values for the LSR, $\Theta_0 = 220 \text{ km s}^{-1}$, and Galactic center distance, $R_0 = 8.5 \text{ kpc}$. The feature extends from about $R_g = 17 \text{ kpc}$ (heliocentric distance, $d = 16 \text{ kpc}$) at the low longitude end to about $R_g = 25 \text{ kpc}$ ($d = 26 \text{ kpc}$) at the high longitude end. At these radii the orbital period of the feature must be on the order of 500 Myr . If we assume that the gas in the feature is optically thin, we can estimate a lower limit to the average H I number density along the midplane of the feature of $n_{HI} \approx 4 \times 10^{-2} \text{ cm}^{-3}$. Integrating over the z -width of the feature, we find average H I surface density of $3 \times 10^{-3} \text{ M}_\odot \text{ pc}^{-2}$. This is almost certainly an underestimate of the total surface density.

Using Gaussian fits to the velocity profiles along the feature, we have measured the velocity width in 48 directions where the emission is strongest. These fits cover the longitude range $l = 280^\circ$ to $l = 325^\circ$, with a 10 degree gap around $l = 293^\circ$, where the feature is

¹The ATCA and the Parkes Radio Telescope are part of the Australia Telescope which is funded by the Commonwealth of Australia for operation as a National Facility managed by CSIRO.

too weak to be reliably fit. We find that the velocity width of the feature has a mean of $9.6 \pm 3.2 \text{ km s}^{-1}$ with no significant azimuthal or radial variation. The measured velocity width is slightly larger than values obtained for the velocity dispersion in the outer Galaxy, which are on the order of 5 km s^{-1} (e.g. Blitz & Spergel 1991). We therefore assume that the velocity profiles are broadened by the spatial extent of the feature, dr , times the velocity gradient, dv/dr . If we assume that the velocity dispersion is 5 km s^{-1} , then the upper limit of the physical line-of sight width of the feature is $\sim 2 \text{ kpc}$ along most of its length.

The warp of the H I disk in the fourth quadrant is such that at $R_g \sim 20 \text{ kpc}$ the disk is coming back towards the Galactic midplane. However, the feature is not restricted to $b = 0^\circ$, but extends as far as $\sim 5^\circ$ below the plane. Fig. 2 is a grey-scale image of the peak brightness temperature observed with Parkes (for latitude coverage $-10^\circ \leq b \leq +10^\circ$) calculated for Galactic radii between $19 \leq R_g \leq 28 \text{ kpc}$. The feature varies in latitude along its length, sweeping gradually from a minimum central latitude of $b \approx -3^\circ$ ($z \approx -900 \text{ pc}$) at $l = 270^\circ$ to a central latitude of $b = 0^\circ$ near $l = 320^\circ$. At all longitudes there is significant emission at $b = 0^\circ$, which allowed us to detect the feature in our high-resolution l - v diagram of $|b| \leq 1.5$. The full-width at half-max in z of the feature is relatively constant around $\Delta z = 1.4 \text{ kpc}$, varying between extremes of $\sim 1.2 \text{ kpc}$ and $\sim 1.7 \text{ kpc}$. These values are consistent with, though somewhat larger than, the H I scale height at $2.1R_0$ found by Merrifield (1992). Following Merrifield (1992) we estimate that a disk density of $\sim 6 \times 10^{-3} \text{ M}_\odot \text{ pc}^{-3}$ would be required to confine the scale height of the feature. Though Merrifield (1992) notes that this density is consistent with the e-folding length of the stellar disk, there is little evidence that the stellar disk extends beyond $1.5 - 2R_0$ (e.g. Ruphy et al. 1996). We therefore must assume that the required density for confinement is provided by dark matter; an assumption supported by the dark matter model of Olling & Merrifield (2003).

4. Discussion

Here we consider several possible physical explanations for the observed ridge. A strong ridge of emission in the l - v diagram is usually indicative of a density enhancement, a velocity perturbation or a combination of the two. Only for a very extended, smooth H I disk can a ridge of emission appear at the most extreme velocity with no extra velocity perturbation. In this case the final feature of the l - v diagram is a pile-up in velocity space at the projection of the LSR velocity onto the line of sight, following a curve in l - v space of the form $v = \Theta_0 |\sin l|$ (Knapp et al. 1978). We can easily exclude this explanation. First, if this effect were apparent one would expect to see a similar ridge in the l - v diagram for the first and second Galactic quadrants, which we do not. Second, the velocities of the observed feature do not agree with

$v = \Theta_0 |\sin l|$. Assuming the IAU accepted value for the LSR velocity of $\Theta_0 = 220 \text{ km s}^{-1}$, we would expect the ridge at $v = 220 \text{ km s}^{-1}$ at $l = 270^\circ$ and at $v = 190 \text{ km s}^{-1}$ at $l = 300^\circ$, whereas at those longitudes we observe this feature at $v = 123 \text{ km s}^{-1}$ and $v = 108 \text{ km s}^{-1}$, respectively. To be consistent with a disk pile-up in velocity space, the LSR velocity would need to be reduced by almost a factor of two, to the unreasonable value of $\sim 125 \text{ km s}^{-1}$. The difference of Oort’s constants $A - B$, which gives the ratio Θ_0/R_0 , is well constrained by *Hipparcos* measurements of Cepheid variables to be $\Theta_0/R_0 = 27.19 \pm 0.87 \text{ km s}^{-1} \text{ kpc}^{-1}$ (Feast & Whitelock 1997). Reducing Θ_0 to 125 km s^{-1} would force the Galactic center distance to an unacceptable value of 4.5 kpc. It is therefore, highly unlikely that this is the long sought pile-up of distant disk gas.

The most obvious cause of the feature is an outer spiral arm, resulting in a slight (nominally a factor of two) density enhancement and a significant ($\sim 10 \text{ km s}^{-1}$) velocity perturbation, both of which contribute to the creation of a ridge in the l - v diagram. This hypothesis is supported by the feature’s shape in l - v space, which agrees well with a spiral arm found in a synthetic l - v diagram of the Galactic spiral arms and by its relatively small radial width ($< 2 \text{ kpc}$), which suggests the action of a spiral density wave that provides a radial confining force where there would otherwise be none. We created a simple synthetic l - v diagram, following the recipe in Burton (1971), modified to assume a four-arm spiral in agreement with the Galactic spiral models of Cordes & Lazio (2002) and Russeil (2003). We allow the pitch angle, i , to vary such that $\tan i$ varies linearly from $i = 16^\circ$ at $R_g = 4.25 \text{ kpc}$ to $i = 10^\circ$ at $R_g = 18 \text{ kpc}$. The differential H I density of the model (spiral perturbation minus an underlying Toomre disk) is shown in Fig. 3(a), overlaid with the spiral model of Cordes & Lazio (2002). The synthetic l - v diagram, shown in Fig. 3(b) uses this spiral model, a Brand & Blitz (1993) rotation curve, and accounts for streaming motions around the spiral arms. The model is by no means definitive, but it does reproduce many of the dominant features in the observed l - v diagram. In particular, the synthetic l - v diagram has a narrow ridge of emission at the most extreme positive velocities. The ridge corresponds to the spiral arm in the face-on diagram that passes through $(x, y) = (-18 \text{ kpc}, 6 \text{ kpc})$.

Another possibility is that the shape of the feature in l - v space can be explained by a non-circular motion of the LSR, as suggested by Blitz & Spergel (1991). Blitz & Spergel (1991) estimate the magnitude of the non-circular LSR to be $14 \cos l \text{ km s}^{-1}$. Applying this correction shifts outer Galaxy orbits away from the expected $\sin l$ shape. With this correction the shape of the feature can be fit reasonably well with an orbit of galactocentric radius 16 kpc. Though the shape of the feature can be fit by altering the LSR, the mere existence of a ridge of emission cannot be explained by this motion.

A similar alternative explanation is that the outer Galaxy gas follows elliptical orbits,

as suggested by Kuijken & Tremaine (1994). To estimate this effect we included elliptical orbits in our model l - v diagram. Kuijken & Tremaine (1994) found that Galactic H I data are best fit by an elliptical disk with the sun near the minor axis of the potential and an equipotential axis ratio of 0.9. Applying this modification to our model l - v diagram results in an outer envelope at positive velocities with a much steeper slope, $\Delta v/\Delta l$, than is observed. To fit the observed feature with an elliptical orbit requires an axis ratio of 1.1, which Kuijken & Tremaine (1994) eliminate in their analysis. Both Kuijken & Tremaine (1994) and Blitz & Spergel (1991) emphasize that there is little global evidence for ellipticity at $R_g > 2R_0$. It therefore seems unlikely that the feature can be explained by an elliptical potential.

A notable characteristic of this feature is that it shifts in velocity by about 10 km s^{-1} between longitudes $l = 275^\circ$ and $l = 295^\circ$, as seen in Fig. 1. In the Kerr (1969b) sketches of this arm it is absent between these longitudes. Wannier et al. (1972), however, detect high latitude ($b \sim 10^\circ$) emission at $v = 153 \text{ km s}^{-1}$ at these longitudes and suggest that the spiral arm arches to higher latitudes in this area. Our data do not show a shift towards higher latitudes, but rather a shift towards higher velocities. It is interesting that these longitudes agree well with the Galactic longitudes of the Large and Small Magellanic Clouds (LMC, SMC) and the Leading Arm of the Magellanic Stream. In models of the orbits of the Magellanic Clouds (e.g. Gardiner & Noguchi 1996), the Clouds should cross the Galactic plane around $l = 280^\circ$. The relative proximity of the LMC, in particular, should have a significant dynamical effect on the outer Milky Way disk, and may create a velocity perturbation in the outer spiral arm. For example, models of the effects of the Clouds on the Milky Way, such as that by Weinberg (1995), show that the eccentric orbit of the LMC can create radial velocity shifts on the order of 5 - 10 km s^{-1} beyond the solar circle and in the direction of the Clouds. The observed shift in the outer arm velocity may be such an effect.

Yanny et al. (2003) recently detected a large diffuse, low latitude stellar stream around the Milky Way between $122^\circ \leq l \leq 227^\circ$ around $R_g \sim 18 \text{ kpc}$. The nature of this feature is still uncertain with suggestions that it is an outer spiral arm, a tidally disrupted satellite galaxy or a resonance (Ibata et al. 2003). Frinchaboy et al. (2004) find several possibly associated stellar clusters that overlap the longitude range of the H I feature, but these have significantly smaller radial velocities, are less confined to the Galactic midplane and are estimated to be at $R_g \sim 10 \text{ kpc}$, so we do not believe they are associated with the H I feature.

5. Conclusions

Using the SGPS we have mapped a large, coherent feature at extreme positive velocities in the fourth quadrant of the Milky Way. The feature extends from $l = 253^\circ$, $v = +102$ km s⁻¹ to at least $l = 321^\circ$, $v = +88$ km s⁻¹, placing it at Galactic radii in excess of 18 kpc. The feature appears to be approximately 1 to 2 kpc thick both in z and along the line-of-sight. We discuss several possible explanations for the origin of the feature, specifically that it is a pile-up in velocity space at $v = \Theta_0 |\sin l|$ due to an extended, smooth H I disk, and that it results from either a non-circular LSR or an elliptical potential. We exclude these and conclude that the feature is best described by a very distant spiral arm with a pitch angle of $i \sim 9^\circ$.

This research was partially supported by NSF grant AST-9732695 to the University of Minnesota. We thank the referee for raising several interesting points.

REFERENCES

- Blitz, L. & Spergel, D. N. 1991, *ApJ*, 370, 205
- Brand, J. & Blitz, L. 1993, *A&A*, 275, 67
- Burton, W. B. 1971, *A&A*, 10, 76
- Cordes, J. M. & Lazio, T. J. W. 2002, *astro-ph/0207156*
- Davies, R. D. 1972, *MNRAS*, 160, 381
- Feast, M. & Whitelock, P. 1997, *MNRAS*, 291, 683
- Frinchaboy, P. M., Majewski, S. R., Crane, J. D., Reid, I. N., Rocha-Pinto, H. J., Phelps, R. L., Patterson, R. J., & Muñoz, R. R. 2004, *ApJ*, 602, L21
- Gardiner, L. T. & Noguchi, M. 1996, *MNRAS*, 278, 191
- Ibata, R. A., Irwin, M. J., Lewis, G. F., Ferguson, A. M. N., & Tanvir, N. 2003, *MNRAS*, 340, L21
- Kerr, F. J. 1969a, *Aus. Jour. Phys. Supp.*, 9, 3
- Kerr, F. J. 1969b, *ARA&A*, 7, 39
- Kerr, F. J., Bowers, P. F., Kerr, M., & Jackson, P. D. 1986, *A&AS*, 66, 373
- Knapp, G. R., Tremaine, S. D., & Gunn, J. E. 1978, *AJ*, 83, 1585
- Kuijken, K. & Tremaine, S. 1994, *ApJ*, 421, 178
- Lockman, F. J., Dickey, J. M., & McClure-Griffiths, N. M. 2002, *BAAS*, 34, 688
- McClure-Griffiths, N. M. 2001, PhD thesis, University of Minnesota
- McClure-Griffiths, N. M., Green, A. J., Dickey, J. M., Gaensler, B. M., Haynes, R. F., & Wieringa, M. H. 2001, *ApJ*, 551, 394
- Merrifield, M. R. 1992, *AJ*, 103, 1552
- Olling, R. P. & Merrifield, M. R. 2003, *MNRAS*, 326, 164
- Ruphy, S., Robin, A. C., Epchtein, N., Copet, E., Bertin, E., Fouque, P., & Guglielmo, F. 1996, *A&A*, 313, L21

Russeil, D. 2003, *A&A*, 397, 133

Taylor, A. R. et al. 2003, *AJ*, 125, 3145

Tilanus, R. P. J. & Allen, R. J. 1993, *A&A*, 274, 707

Wannier, P., Wrixon, G. T., & Wilson, R. W. 1972, *A&A*, 18, 224

Weinberg, M. D. 1995, *ApJ*, 455, L31

Yanny, B. et al. 2003, *ApJ*, 588, 824

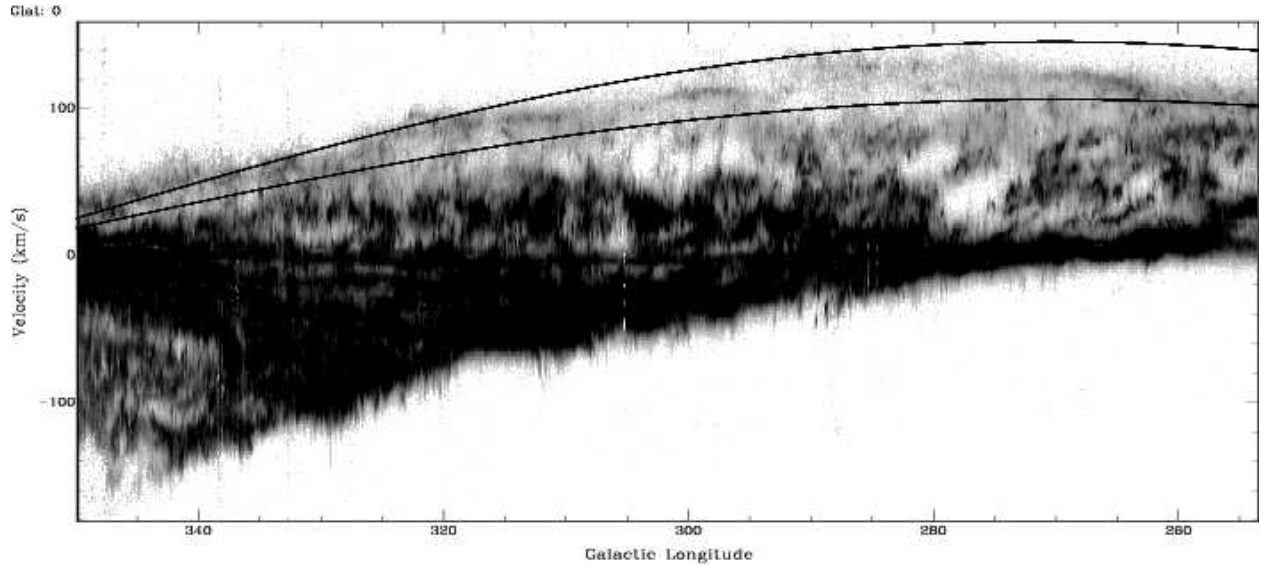


Fig. 1.— H I longitude-velocity (l - v) diagram of the Southern Galactic Plane, showing the outer arm. The arm is observed as a ridge of emission at the most extreme positive velocities. The image has an angular resolution of 2 arcmin, a spectral resolution of 0.8 km s^{-1} , and uses a square-root transfer function from 1 K to 70 K. The solid lines are at constant galactocentric radii of 16 kpc and 24 kpc.

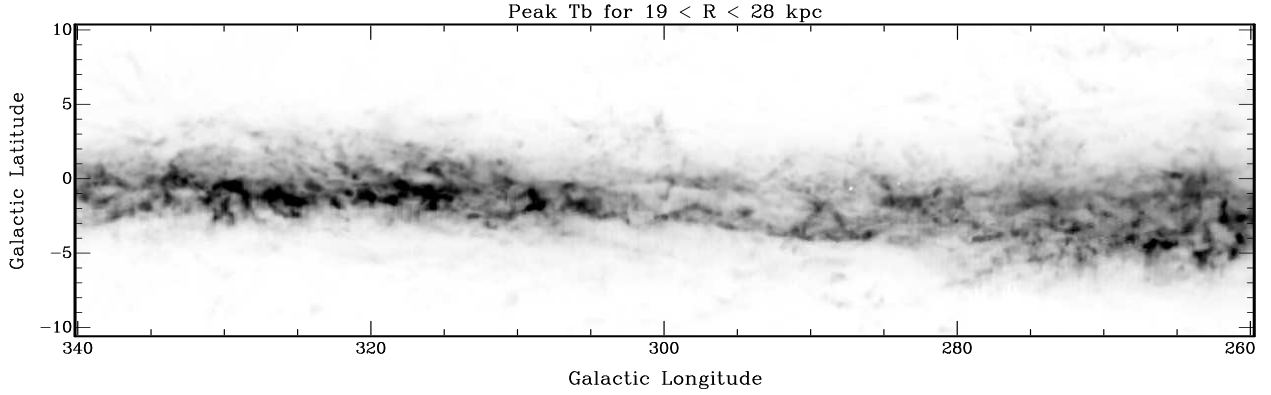


Fig. 2.— Peak brightness temperature, T_b , as a function of Galactic longitude and latitude for $19 \leq R_g \leq 28$ kpc. The grey-scale is linear from 1 K to 40 K. The peak brightness temperature traces the outer spiral feature, showing its latitudinal variation with longitude.

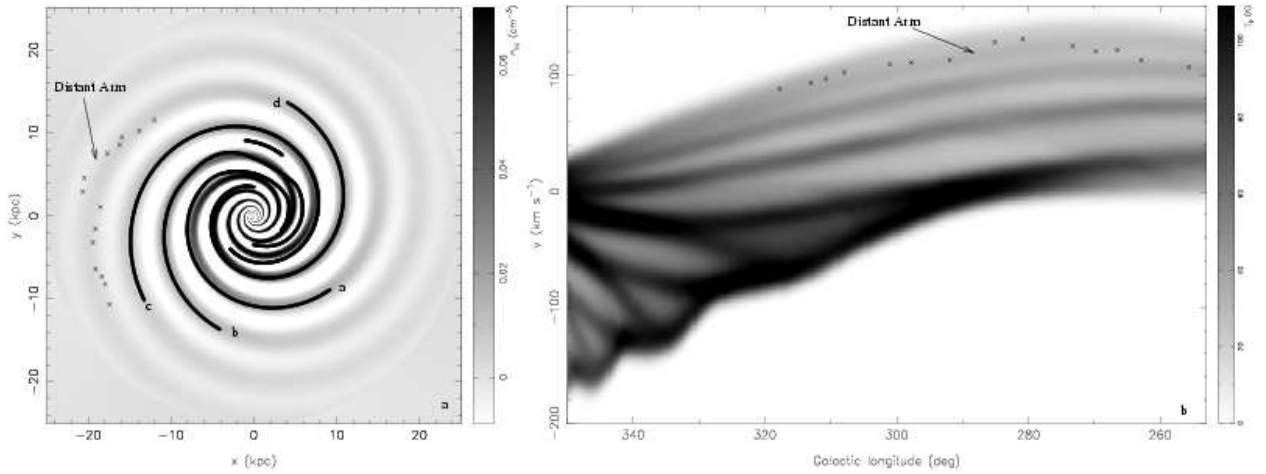


Fig. 3.— Panel (a): Differential H I density (spiral perturbation minus the underlying Toomre disk) for the simple four-arm Milky Way spiral model described in §4. The Sun is at $(x, y) = (0 \text{ kpc}, 8.5 \text{ kpc})$. The crosses in both panels mark observed positions of peak T_b along the proposed spiral arm. The spiral model presented by Cordes & Lazio (2002) is overlaid as solid lines, with the arms labelled as: **a**: Scutum-Crux, **b**: Sagittarius-Carina, **c**: Perseus, and **d**: Outer. Panel (b): Synthetic l - v diagram created from the spiral pattern in panel (a). The proposed distant arm in Panel (b) maps to a ridge of emission at far positive velocities, as marked.