

ROLES OF SUPERNOVA EJECTA IN NUCLEOSYNTHESIS OF LIGHT ELEMENTS, LI, BE, AND B

KO NAKAMURA & TOSHIKAZU SHIGEYAMA

Research Center for the Early Universe, Graduate School of Science, University of Tokyo, Bunkyo-ku, Tokyo
113-0033, Japan

Draft version November 14, 2018

ABSTRACT

Explosions of type Ic supernovae (SNe Ic) are investigated using a relativistic hydrodynamic code to study roles of their outermost layers of the ejecta in light element nucleosynthesis through spallation reactions as a possible mechanism of the "primary" process. We have confirmed that the energy distribution of the outermost layers with a mass fraction of only 0.001 % follows the empirical formula proposed by previous work when the explosion is furious. In such explosions, a significant fraction of the ejecta (>0.1 % in mass) have the energy greater than the threshold energy for spallation reactions. On the other hand, it is found that the outermost layers of ejecta become more energetic than the empirical formula would predict when the explosion energy per unit ejecta mass is smaller than $\sim 1.3 \times 10^{51}$ ergs/ M_{\odot} . As a consequence, it is necessary to numerically calculate explosions to estimate light element yields from SNe Ic. The usage of the empirical formula would overestimate the yields by a factor of $\gtrsim 3$ for energetic explosions such as SN 1998bw and underestimate the yields by a similar factor for less energetic explosions like SN 1994I. The yields of light elements Li, Be, and B (LiBeB) from SNe Ic are estimated by solving the transfer equation of cosmic rays originated from ejecta of SNe Ic and compared with observations. The abundance ratios Be/O and B/O produced by each of our SNe Ic models are consistent with those of metal-poor stars. The total amounts of these elements estimated from observations indicate that energetic SNe Ic like SN 1998bw could be candidates for a production site of Be and B in the Galactic halo only when the fraction of this type out of all the SNe was a factor of > 100 higher than the value estimated from current observational data. This primary mechanism would predict that there are stars significantly deficient in light elements which were formed from the ISM not affected by SNe Ic. Since this has no support from current observations, other primary mechanisms such as the light element formation in superbubbles are needed for other types of SNe. The observed abundance pattern of all elements including heavy elements in metal-poor stars suggests that these two mechanisms should have supplied similar amounts of Be and B. Our calculations show that SNe Ic can not produce an appreciable amount of Li.

Subject headings: nucleosynthesis — relativity — shock waves — cosmic rays — supernovae: general

1. INTRODUCTION

The amounts of the light elements Li, Be, and B (LiBeB) at present are thought to be the sum of the products of the big bang nucleosynthesis and the subsequent cosmic-ray spallation reactions. The contribution from the big bang nucleosynthesis to ${}^7\text{Li}$ is thought to be most pronounced among these three elements. Though some fractions of Li have been depleted inside some cool stars, its abundances on the surfaces of metal-poor stars are the only information that we can use to identify the contribution from the big bang nucleosynthesis (e.g., Ryan, Norris, & Beers 1999). Thus it is important to know the contribution from the cosmic-ray spallation reactions to Li in the early stages of the Galaxy evolution during which metal-poor stars were formed. With this knowledge, we can constrain the cosmological parameters to synthesize light elements in the big bang nucleosynthesis (Ryan et al. 2000).

In addition, the investigation of the evolution of these elements in the early stages of the Galaxy enables us to understand the origin of cosmic-rays responsible for the light element nucleosynthesis. Recent observations of extremely metal-poor stars apparently suggest that the primary (not secondary) spallation process dominated the light element nucleosynthesis in the early Galaxy (Duncan, Lambert,

& Lemke 1992). In other words, cosmic-rays composed of C/O interacting with protons and/or He nuclei in the interstellar medium (ISM) have predominantly produced LiBeB. A primary mechanism, in which LiBeB were produced in supernova ejecta-enriched superbubbles, was suggested to explain the Be evolution in the early Galaxy (Higdon, Lingenfelter, & Ramaty 1998). Since then, two-component models in which light elements are produced by standard Galactic cosmic-rays and metal-enriched particles in superbubbles have been investigated by several authors (Ramaty et al. 2000; Fields, Olive, Vangioni-Flam, & Cassé 2000; Suzuki & Yoshii 2001). These studies concluded that a primary mechanism is needed to explain the observed abundance trends of Be and B with O and Fe. Recently, Suzuki & Yoshii (2001) investigated the chemical evolution of LiBeB in the early epoch of the Galaxy using an inhomogeneous chemical evolution model developed by Tsujimoto, Shigeyama, & Yoshii (1999) in which star formation is assumed to be induced by supernova (SN) explosions. Their model succeeded in reproducing not only the observed metallicity distribution of Galactic halo stars but also the observed abundance correlations of heavy elements. Suzuki & Yoshii (2001) also considered two origins of Galactic cosmic-rays that synthesize light elements. One is from the ISM accelerated by SN shocks, and the

other from SN ejecta accelerated by the SN shock. The authors claimed that $\sim 2\%$ of Galactic cosmic-rays must be originated from the SN ejecta to reproduce the behavior of the abundance of Be at the metal-poor ends. However, their model suffers from shortage of energy supply from each SN to cosmic-rays. Moreover, the energy distributions of the cosmic-rays from these two origins might be different, though Suzuki & Yoshii (2001) assumed they are the same.

Fields (1996) found from a numerical model of type Ic supernovae (SNe Ic) (Nomoto, Filippenko, & Shigeyama 1990) that the outermost C/O layers of an SN could attain energies beyond the threshold value to produce LiBeB (~ 30 MeV per nucleon for $O+H \rightarrow Be$, which corresponds to the Lorentz factor of ~ 1.03). Energetic explosions of massive stars with stripped H-rich and He layers might be able to produce cosmic-rays enriched with C/O in the outermost layers of ejecta. In the model of Nomoto, Filippenko, & Shigeyama (1990), the outermost layers of the ejecta do not become so relativistic. It may, however, be attributed to their coarse zoning in the outermost layers, which has to be as accurate as possible for this purpose. Furthermore, their numerical calculations were performed with a hydrodynamic code that does not take into account relativistic effects. Thus it was impossible to accurately estimate the contribution from SNe Ic to the light element nucleosynthesis with their results.

The phenomena taking place when the supernova blast wave hits the surface of a relatively compact star were investigated in a more sophisticated fashion by Ensmann & Burrows (1992) and Blinnikov et al. (2000) with their radiation-hydrodynamic codes. Their codes allow the radiation and the gas to go out of equilibrium. Both of their codes were non-relativistic except that they included light-travel-time corrections. They were concerned with the shock breakout of SN 1987A, because the most detailed observations immediately after the shock breakout were available for this SN. One of their main objectives was a detailed modelling of the UV burst immediately after the shock emergence. In addition to these numerical approaches, there have been semi-analytic approaches to the shock emergence in the plane-parallel medium in which the flow is assumed to be self-similar (Gandel'man & Frank-Kamenetskii 1956; Sakurai 1960). Kazhdan & Murzina (1992) took into account the sphericity of the flow in a neighborhood of the surface. These semi-analytic approaches are also limited to the non-relativistic flow.

After the emergence of a very bright type Ic supernova, SN 1998bw, was found to be associated with a γ -ray burst GRB 980425 (Galama et al 1998) and Kulkarni et al. (1998) inferred from their radio observations that the radio shock front of SN 1998bw was moving at relativistic speeds with the Lorentz factor between 1.6 and 2, the relativistic motion from supernova explosions has been investigated. Matzner & McKee (1999) estimated how much mass of relativistic ejecta could be obtained from the explosion of a massive star and derive an empirical formula giving the mass of relativistic ejecta from explosions of stars with simple polytropic density structures. Later, Tan, Matzner, & McKee (2001) revised the empirical formula using their relativistic hydrodynamic code. Their formula would give $\sim 10^{-6} M_{\odot}$ of relativistic ejecta (Lorentz factor > 2) from

the explosion of a star with a mass of $10 M_{\odot}$ and an energy of 10^{52} ergs.

Using the empirical formula of Matzner & McKee (1999) for the energy distribution of SN ejecta, Fields et al. (2002) concluded that SNe Ic, especially energetic events like SN 1998bw significantly contribute to light element nucleosynthesis through spallation reactions. The energy distribution of particles in SN ejecta used in Fields et al. (2002) follow a power law with a power index of -4.6 . This power index is quite different from that of the energy distribution of the ISM accelerated by SN remnant shock (e.g. Meneguzzi, Audouze, & Reeves 1971). Then Fields et al. (2002) adopted a ‘‘thick target’’ approximation instead of solving the cosmic-ray transfer equation to derive the yields of LiBeB from the energy distribution of SN ejecta.

There still remain some problems to be addressed in their work; the model for stellar structures Matzner & McKee (1999) assumed is so simple that it involves suspicions of inaccurate estimates. In addition, they set the adiabatic index $\gamma = \text{constant}$ over the whole stages of explosions, which may vary according to the physical conditions and affect the resultant energy distribution of the ejecta.

Our objective is to construct a realistic model for SN ejecta moving at relativistic speeds and to investigate their contribution to light element syntheses. To improve the above situations, we calculate the energy distributions of ejecta as a result of SN explosions using a relativistic hydrodynamic (RHD) code with realistic numerical models for massive stars as the initial conditions. The atmospheres in radiative equilibrium are attached to the original models for massive stars (see references in Table 3). This is essential to investigate the energy distribution of ejecta at highest energies after the shock breakout. We also verify the validity of $\gamma = \text{constant}$ by using more realistic equation of states that incorporates radiation and ideal gas in thermodynamic equilibrium. To investigate the change of the energy distribution of relativistic ejecta transferring in the ISM, we solve the transfer equation that takes into account the energy loss due to ionization and spallation reactions. From these calculations, the amounts of synthesized LiBeB through primary spallation reactions are obtained.

In the next two sections, we describe our RHD code in Lagrangian coordinates (§2) and initial conditions (§3). Then, we show the results in §4, compare them with that of other authors, and discuss the differences. In §5, we estimate the yields of LiBeB using our explosion models together with the leaky box model.

2. NUMERICAL CODE FOR RELATIVISTIC HYDRODYNAMICS

We have constructed a numerical code for RHD in Lagrangian coordinates based on the formalism presented in Martí & Müller (1996). Our RHD code well reproduces the exact solutions of test problems presented in Martí & Müller (1996), such as relativistic shock tubes.

2.1. Equations

In Eulerian coordinates, equations of RHD of a perfect fluid can be written in the following form:

$$\frac{\partial D}{\partial t} + \nabla \cdot (D\mathbf{v}) = 0, \quad (1)$$

$$\frac{\partial \mathbf{S}}{\partial t} + \nabla(\mathbf{S} \cdot \mathbf{v} + p) = 0, \quad (2)$$

$$\frac{\partial \tau}{\partial t} + \nabla \cdot (\mathbf{S} - D\mathbf{v}), \quad (3)$$

where t , D , \mathbf{S} , τ denote the time, the rest-mass density, the momentum density, and the energy density in a fixed frame where the fluid moves at speed \mathbf{v} , respectively. These variables are related to quantities in the local rest frame of the fluid through

$$D = \rho W \quad (4)$$

$$\mathbf{S} = \rho h W^2 \mathbf{v} \quad (5)$$

$$\tau = \rho h W^2 - p - D, \quad (6)$$

where ρ , p , W and h denote the proper rest-mass density, the pressure, the fluid Lorentz factor, and the specific enthalpy, respectively. The specific enthalpy is given by

$$h = 1 + \varepsilon + \frac{p}{\rho}, \quad (7)$$

where ε is the specific internal energy.

We can describe these equations with a Lagrangian coordinate m . Since we are concerned with spherically symmetric explosions, we will rewrite them in the 1-dimensional spherical coordinate system.

$$\frac{dV}{dt} - 4\pi \frac{\partial(r^2 v)}{\partial m} = 0, \quad (8)$$

$$\frac{ds}{dt} + 4\pi r^2 \frac{\partial p}{\partial m} + \frac{GM_r}{r^2} = 0, \quad (9)$$

$$\frac{dQ}{dt} + 4\pi \frac{\partial(r^2 p v)}{\partial m} = 0, \quad (10)$$

where v denotes the radial velocity, G the gravitational constant, M_r the mass included within the radius r , $V = 1/D$, $s = V\mathbf{S} \cdot \mathbf{r}/r$ (\mathbf{r} : the radial vector) and

$$Q = \tau V - \frac{GM_r}{r}. \quad (11)$$

The Lagrangian coordinate m is related to r through

$$\partial m = \frac{4\pi r^2}{V} \partial r. \quad (12)$$

The gravity is included in the weak limit where no general relativistic effect is prominent. The pressure is described as the sum of the radiation pressure and the gas pressure:

$$p = \frac{a}{3} T^4 + \frac{k\rho T}{\mu m_p}, \quad (13)$$

where a denotes the radiation constant, T the temperature, k the Boltzmann constant, μ the mean molecular weight, and m_p the mass of proton. The specific internal energy ε is given by

$$\varepsilon = \frac{aT^4}{\rho} + \frac{3kT}{2\mu m_p}. \quad (14)$$

Here we will introduce two kinds of adiabatic indices, γ_1 and γ_2 defined by

$$\gamma_1 = \left(\frac{d \ln p}{d \ln \rho} \right)_S, \quad (15)$$

$$\gamma_2 = \frac{p}{\rho \varepsilon} + 1. \quad (16)$$

The difference scheme of equations (8)–(10) can be written in the following form;

$$\begin{pmatrix} V_i^{n+1} \\ s_i^{n+1} \\ Q_i^{n+1} \end{pmatrix} = \begin{pmatrix} V_i^n \\ s_i^n \\ Q_i^n \end{pmatrix} + \frac{4\pi \Delta t}{\Delta m} \begin{pmatrix} -(r^2 v)_{i-1/2} + (r^2 v)_{i+1/2} \\ (r^2 p)_{i-1/2} - (r^2 p)_{i+1/2} \\ (r^2 p v)_{i-1/2} - (r^2 p v)_{i+1/2} \end{pmatrix} + \Delta t \begin{pmatrix} 0 \\ -\frac{GM_r}{r_i^2} \\ 0 \end{pmatrix}. \quad (17)$$

We use the Godunov method to numerically solve equations (17) distinguishing these two adiabatic indices in our Riemann solver.

The number of zones are listed in Table 3. To obtain accurate energy distributions of SN ejecta above the threshold energies for cosmic-ray spallation reactions, our models have zones in the outermost layers with masses well below $10^{-9} M_\odot$.

2.2. Boundary Conditions

When we calculate the explosion of a star, we need to set the boundary conditions at the outer edge of the star as follows;

$$\begin{aligned} p_{imax+1/2} &= 0, \\ v_{imax+1/2} &= v_{imax}, \end{aligned} \quad (18)$$

where $imax$ is the zone number corresponding to the outermost layer.

At the center, which corresponds to the zone interface $i = 1/2$, we consider an imaginary zone $i = 0$, where the physical quantities are given by

$$\begin{aligned} p_0 &= p_1, \quad \rho_0 = \rho_1 \\ v_0 &= -v_1, \quad r_0 = -r_1, \end{aligned} \quad (19)$$

to keep the symmetry with respect to the center.

3. INITIAL CONDITIONS

We consider four stellar models immediately before the core collapse as the initial conditions. These stars are originated from $12 - \sim 40 M_\odot$ main-sequence stars. Three of them are thought to have undergone intense stellar winds and lost their H-rich and He envelopes. As a result, the stellar surfaces mainly consist of carbon and oxygen at explosion. These three models have corresponding real type Ic supernovae as shown in Table 3. These stars have become fairly compact with radii less than the solar radius. This compactness results in higher pressures at the shock breakout compared with explosion of a star with an extended envelope if the explosion energies per unit ejecta mass are the same. The other star is thought to be the progenitor of SN 1987A, one of the best studied supernovae. We have calculated the explosion for this supernova and compare the result with the previous work to check our numerical code.

To initiate explosions, we first replace the central Fe core with the point mass located at the center, release the energy in the innermost several zones in the form of thermal energy (or pressure), and trace the evolution of physical quantities. The calculations are stopped when the ejecta keep expanding homologously. The parameters of each model are tabulated in Table 3.

TABLE 1
PARAMETERS OF STELLAR MODELS.

M_{ms}^a (M_{\odot})	M_*^b (M_{\odot})	R_*^c (R_{\odot})	M_{ej} (M_{\odot})	M_O^d (M_{\odot})	E_{ex} ($\times 10^{51}$ ergs)	Number of zones	SN ^e	Reference
-40	15	0.29	13	10	30	389	1998bw	Nakamura et al. (2001)
20-25	4.6	0.32	2.9	2.1	4	398	2002ap	Mazzali et al. (2002)
12-15	2.4	0.24	0.99	0.66	1	294	1994I	Iwamoto et al. (1994)

^aThe stellar mass on the main sequence.

^bThe stellar mass at core collapse

^cThe stellar radius at core collapse

^dThe mass of oxygen in the ejecta

^eCorresponding real supernova

4. THE ENERGY DISTRIBUTION OF SUPERNOVA EJECTA

4.1. SN 1987A

To check our numerical code, we have performed a calculation for a type II SN 1987A and compare the resultant velocity distribution as a function of enclosed mass with that calculated by Shigeyama & Nomoto (1990) with a non-relativistic hydrodynamic code. Results of these two calculations are found to be in agreement to a fairly good accuracy ($\lesssim 0.2\%$ on average).

4.2. SN 1998bw

The explosion energy has been found to be considerably higher than 10^{51} ergs from modelling the observed light curve and spectra of SN 1998bw. Asphericity has been suggested from the observed feature of emission lines of O and Fe (Maeda et al. 2002). The fact that spherical models cannot explain the light curve both in the early and late phases also suggests an aspherical explosion: The spherical explosion with an energy of $\sim 5 \times 10^{52}$ ergs can explain the early phases but the light curve was predicted to decline too fast to be compatible with the observations, while that with a lower energy $\sim 7 \times 10^{51}$ ergs cannot evolve as fast as observed in the early phase but can explain the observed decline of the late light curve (Nakamura et al. 2001).

Here we have calculated an explosion of a $\sim 15 M_{\odot}$ C/O star with an explosion energy E_{ex} of 3×10^{52} ergs for this energetic supernova (Table 3). The mass of the ejecta M_{ej} becomes $13 M_{\odot}$ with the rest of $\sim 2 M_{\odot}$ collapsed to become a compact object at the center. The resultant energy distributions of the ejecta are plotted in Figure 1 with that predicted from the empirical formula proposed by Fields et al. (2002):

$$\frac{M(> \epsilon)}{M_{ej}} = 2.2 \times 10^{-4} \left(\frac{E_{ex}}{10^{51} \text{ ergs}} \right)^{3.6} \left(\frac{M_{ej}}{1 M_{\odot}} \right)^{-3.6} \times \left(\frac{\epsilon}{10 \text{ MeV}} \right)^{-3.6}, \quad (20)$$

where $M(> \epsilon)$ denotes the mass of ejecta that have particle energy per nucleon greater than ϵ . At the high energy tail, the energy distribution from our calculation with realistic equation of states (the dashed line in Fig. 1) show

the same dependence on energies as the above empirical formula but with somewhat ($\sim 13\%$) smaller amounts of matter. The adiabatic indices (γ_1 and γ_2) fixed to $4/3$ also agree with the empirical formula (the dotted line in Fig. 1). Thus this agreement is ascribed to the features of this particular model that the density distribution of the star is well approximated by a simple formula presented in Matzner & McKee (1999) and that the adiabatic indices in the shocked ejecta are close to $4/3$. At around the threshold energies for spallation reactions ($\sim 5\text{--}30$ MeV/nucleon), the energy distribution from our calculation significantly deviates from equation (20) (see Fig. 1). Therefore, it is doubtful to use equation (20) to estimate yields of light elements synthesized by the spallation reactions. The explosion of this supernova is so furious that the assumption of $M(> \epsilon)/M_{ej} \ll 1$ already breaks down in this energy region. In summary, equation (20) always overestimates the mass with given ϵ . In particular, it overestimates the mass with ϵ greater than the threshold energies by a factor of $\gtrsim 3$.

4.3. Other type Ic supernovae

The other type Ic supernovae listed in Table 3 are explosions with explosion energies per unit mass smaller than SN 1998bw model. The energy distribution of the ejecta of these supernovae follow a power law with the same index in equation (20) but with a significantly greater amount of matter accelerated to given energies per nucleon. A low E_{ex}/M_{ej} leads to adiabatic indices in the shocked matter greater than $4/3$. The stiffer equation of states leads to a more efficient acceleration. The same is true for a model of SN 1998bw with a less explosion energy (e.g. 3×10^{51} ergs) as shown in Figures 2 and 3. As a result, equation (20) underestimates the mass of ejecta with given ϵ for these supernovae.

4.4. Energy distribution with a variable adiabatic index

The energy distributions ($-dM(> \epsilon)/d\epsilon$) for all the models have smaller power-law indices (~ -4.6) than that of the cosmic-rays accelerated through the shock-fronts of SN remnants ~ -2.6 (e.g. Meneguzzi, Audouze, & Reeves 1971). This will affect the ratios of light elements synthesized from the cosmic-ray spallation reactions (see §5.2).

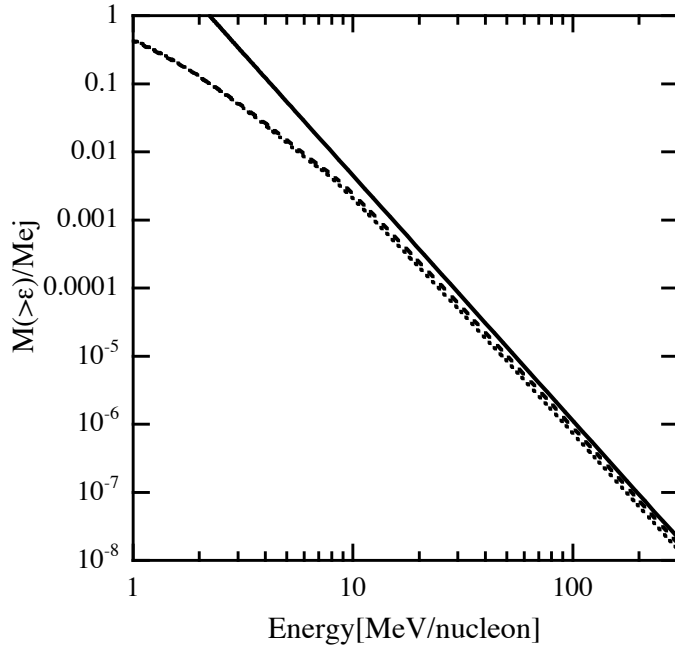


FIG. 1.— The integrated energy distribution $M(> \epsilon)$ of ejecta for SN 1998bw model with $E_{\text{ex}} = 3 \times 10^{52}$ ergs. The solid line represents the fitting formula of Fields et al. (2002). The results of our numerical calculation with the constant adiabatic index ($\gamma_1 = \gamma_2 = 4/3$) is shown by the dotted line. The dashed line shows the result with the variable adiabatic index.

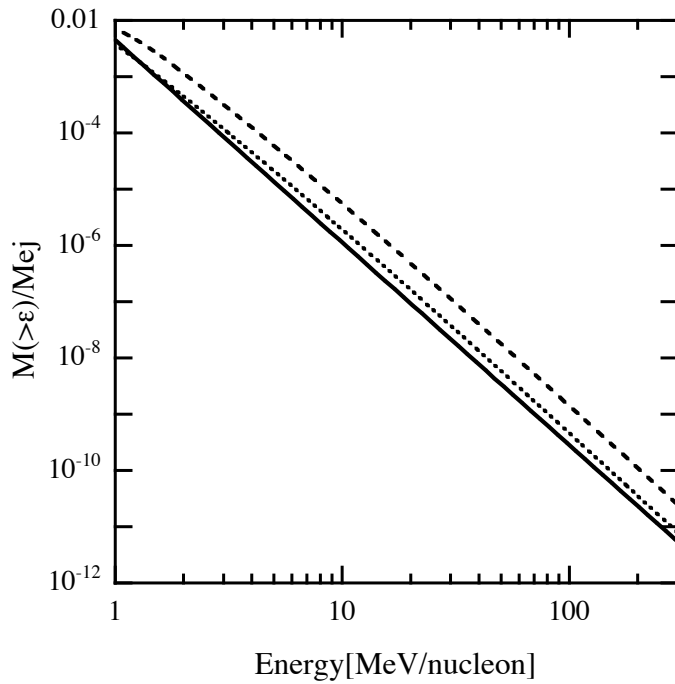


FIG. 2.— The same as Fig. 1 but for $E_{\text{ex}} = 3 \times 10^{51}$ ergs. Our result with the variable adiabatic index indicates more efficient accelerations compared with the fitting formula of Fields et al. (2002)

From the discussion in the preceding sections, it follows that equation (20) holds when the adiabatic index is very close to $4/3$ and $M(> \epsilon)/M_{\text{ej}} \lesssim 10^{-5}$. In particular, our calculations show that the energy distribution does not become a simple power-law for $M(> \epsilon)/M_{\text{ej}} \gtrsim 10^{-5}$. This must be due to the fact that the simple stellar density distribution Matzner & McKee (1999) assumed can reproduce the density distributions in realistic stellar model only for

the outer 0.001 % layers in mass. When the explosion energy is furious, the adiabatic index is close to $4/3$ but the mass with ϵ greater than the threshold energies for spallation reactions can become significantly greater than $10^{-5}M_{\text{ej}}$ as in SN 1998bw model. Thus equation (20) does not give a good estimate for the mass of ejecta in the region between ϵ and $\epsilon + d\epsilon$ around the threshold energies ($-dM(> \epsilon)/d\epsilon$) as well as $M(> \epsilon)$.

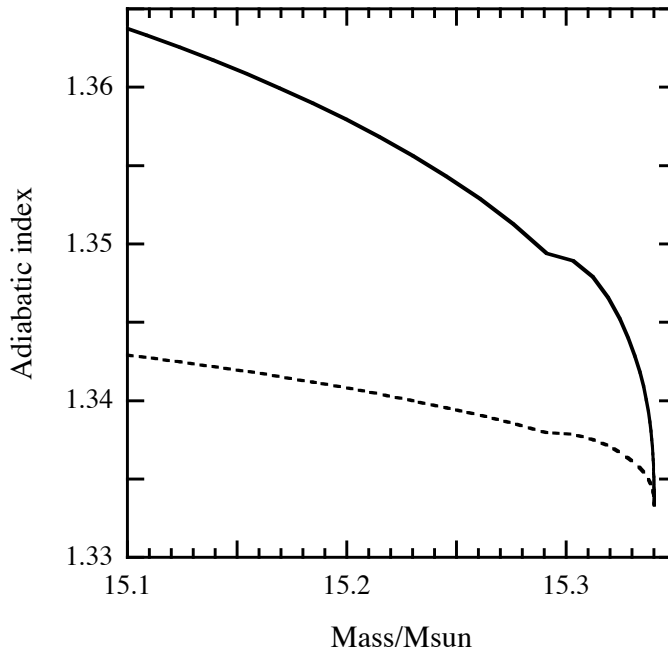


FIG. 3.— The distributions of adiabatic index γ_1 as a function of the enclosed mass (including the central remnant mass) immediately after the shock breakout for the SN 1998bw models. The solid line shows the model with $E_{\text{ex}} = 3 \times 10^{51}$ ergs. The dashed line with $E_{\text{ex}} = 3 \times 10^{52}$ ergs.

The smaller the explosion energy per unit mass $E_{\text{ex}}/M_{\text{ej}}$ becomes, the more significant our results deviate from equation (20) even in the high energy tails (Fig. 2). Our calculations for all the models listed in Table 3 with a constant adiabatic index equal to $4/3$ always result in the energy distributions of ejecta in good agreement with their fitting formula at high energy tails irrespective of values of $E_{\text{ex}}/M_{\text{ej}}$. Therefore this deviation should be caused by variable adiabatic indices. At the same time, the agreement of these results with equation (20) suggests that the simple density distributions used in Matzner & McKee (1999) are good approximations of realistic stars in the outermost layers (0.001 % of the ejecta mass).

From our calculations with a realistic equation of state (Eq. (13)) varying explosion energies for three SN models in Table 3, we have plotted $M(> \epsilon) \times \epsilon^{3.6}/M_{\text{ej}}$ at $\epsilon = 100$ Mev/nucleon as a function of $E_{\text{ex}}/M_{\text{ej}}$ in Figure 4. For less energetic explosions $E_{\text{ex}}/M_{\text{ej}} \lesssim 6 \times 10^{50}$ ergs/ M_{\odot} , the lines of the three models deviate from each other. Thus a single fitting formula such as equation (20) cannot account for all the realistic explosions. We need three different parameters A for these three SN models to express the energy distribution of ejecta as

$$\frac{M(> \epsilon)}{M_{\text{ej}}} = A \left(\frac{E_{\text{ex}}}{10^{51} \text{ ergs}} \right)^{3.4} \left(\frac{M_{\text{ej}}}{1 M_{\odot}} \right)^{-3.4} \times \left(\frac{\epsilon}{10 \text{ MeV}} \right)^{-3.6}, \quad (21)$$

that takes into account variable adiabatic indices originated from the equation of states (Eq. (13)). The constant A is equal to 1.9×10^{-4} for SN 1998bw model, 2.1×10^{-4} for SN 2002ap, and 2.8×10^{-4} for SN 1994I.

5. LIGHT ELEMENT NUCLEOSYNTHESIS

To investigate the role of supernova ejecta in light element nucleosynthesis, the modification of the energy dis-

tribution of ejecta when they transfer in the ISM need to be considered because the cross sections of spallation reactions are sensitive to energies of particles.

5.1. Transfer equation

Energetic ejecta accelerated by a supernova explosion lose energy when they collide with neutral atoms in the ISM and ionize them. The ionization energy loss rate of element i in the ejecta through H gas, ω_i (MeV/s), is given by the formula (Schlickeiser 2002):

$$\omega_i = Z_{\text{eff},i}^2 \times 1.82 \times 10^{-13} n_{\text{HI}}/A_i \times \left\{ 1 + 0.0185 \ln \beta H(\beta - 0.01) \right\} \frac{2\beta^2}{10^{-6} + 2\beta^3}, \quad (22)$$

where n_{HI} is the number density of neutral H in the ISM, $\beta = v/c$ and $H(x)$ denotes the Heaviside step function. The effective charge $Z_{\text{eff},i}$ is expressed as

$$Z_{\text{eff},i} = Z_i \left\{ 1 - 1.034 \exp(-137\beta Z_i^{-0.688}) \right\}, \quad (23)$$

where Z_i is the atomic number of the element i in the ejecta.

We use the leaky-box model (Meneguzzi, Audouze, & Reeves 1971) and the transfer equation for the mass of the element i with an energy per nucleon ϵ at time t , $F_i(\epsilon, t)$, is expressed as

$$\frac{\partial F_i(\epsilon, t)}{\partial t} = \frac{\partial [\omega_i(\epsilon) F_i(\epsilon, t)]}{\partial \epsilon} - \left(\frac{F_i(\epsilon, t)}{\Lambda_{\text{esc}}} + \frac{F_i(\epsilon, t)}{\Lambda_{n,i}} \right) \rho v_i(\epsilon), \quad (24)$$

where Λ 's are the loss lengths in g cm^{-2} , ρ denotes the mass density of the ISM, $v_i(\epsilon)$ the velocity of the element i with an energy per nucleon of ϵ . Λ_{esc} denotes the range before escaping from a given system (we assume $\Lambda_{\text{esc}} = 100$

g cm⁻² following Suzuki & Yoshii (2001)), and $\Lambda_{n,i}$ due to spallation reactions. The latter is expressed as

$$\Lambda_{n,i}(\epsilon) = \frac{n_p m_p + n_{\text{He}} m_{\text{He}}}{n_p \sigma_{p,i}(\epsilon) + n_{\text{He}} \sigma_{\text{He},i}(\epsilon)}. \quad (25)$$

Here the total cross sections of spallation reactions between particle i and proton or He are denoted by $\sigma_{p,i}$ or $\sigma_{\text{He},i}$, respectively. The mass of He is denoted by m_{He} . The number densities of proton and He in the ISM have been introduced as n_p and n_{He} and we assume that the ISM is uniform and neutral: $n_p = n_{\text{HI}} = 1 \text{ cm}^{-3}$ and $n_{\text{He}} = 0.1 \text{ cm}^{-3}$. The ionization energy loss rate ω_i is proportional to n_{HI} . The energy loss rate is, however, not so sensitive to the ionization state of H, since the energy loss rate through Coulomb collisions with free electrons in the ionized medium is comparable to that in a neutral medium and have a similar energy dependence.

Equations (24) for C and O are numerically solved with initial conditions given by the energy distribution presented in the previous section:

$$F_i(\epsilon, 0) = -X_i(\epsilon) \frac{dM(> \epsilon)}{d\epsilon}. \quad (26)$$

Here $X_i(\epsilon)$ denotes the mass fraction of the element i with an energy per nucleon of ϵ . Equations (24) are implicitly integrated with respect to time.

Through the ionization energy loss, the energy distribution of ejecta becomes harder as time passes as shown in Figure 5. The effect of Λ_{esc} is negligible in this calculation. Ionization reduce the energies of most particles below the threshold energies for the spallation reactions before the particles escape from the system.

Since Fields et al. (2002) used the ‘‘thick target’’ approximation to calculate yields of light elements synthesized by cosmic-ray spallation reactions, we compare the energy distribution calculated from equation (24) with that obtained from the ‘‘thick target’’ approximation (Ramaty &

Lingenfelter 1975). This approximation assumes the time-integrated energy distribution of cosmic-rays as

$$\int_0^\infty F_i(\epsilon, t) dt = \frac{R_i(\epsilon) X_i(\epsilon) M(> \epsilon)}{\rho v_i(\epsilon) \epsilon}, \quad (27)$$

where the range of element i , $R_i(\epsilon)$, is defined as $R_i(\epsilon) = \rho v_i(\epsilon) \epsilon / \omega_i$. This relation can be derived from the integration of equation (24) with respect to time t and energy ϵ omitting the terms including Λ 's. The right hand side of this equation is plotted in Figure 6 with the dashed lines for C and O together with the time-integrated energy distribution obtained by solving equation (24) (the solid lines). It is clear that this approximation gives a fairly good estimate for the time-integrated energy distribution at around threshold energies (several to 30 MeV per nucleon). However, Fields et al. (2002) adopted a somewhat different approximation in which

$$\int_0^\infty F_i(\epsilon, t) dt = -\frac{R_i(\epsilon) X_i(\epsilon) dM(> \epsilon)}{\rho v_i(\epsilon) d\epsilon}. \quad (28)$$

This will lead to a factor of ~ 3.6 greater amount of yields of light elements.

5.2. Yields of light elements

Light elements (LiBeB) produced through the spallation reactions; C, O + H, He \rightarrow ^{6,7}Li, ⁹Be, ^{10,11}B are considered here. The yield of a light element l via the $i + j \rightarrow l + \dots$ reaction is estimated by the following formula;

$$\frac{dN_l}{dt} = n_j \int_{\epsilon_{\text{min}}}^{\epsilon_{\text{max}}} \sigma_{i,j}^l(\epsilon) \frac{F_i(\epsilon, t)}{A_i m_p} v_i(\epsilon) d\epsilon, \quad (29)$$

where N_l is the number of the produced light element l , n_j is the number density of interstellar element j , $\sigma_{i,j}^l$ the cross section of $i + j \rightarrow l + \dots$ reaction, A_i the mass

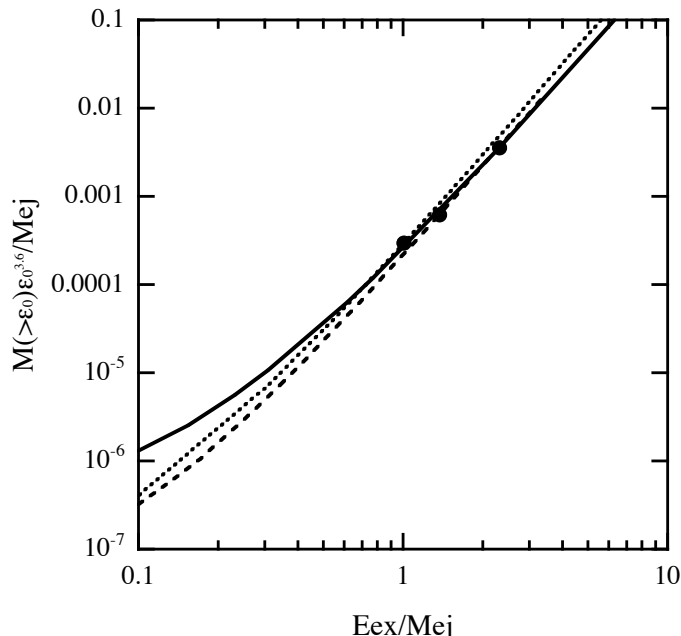


FIG. 4.— $M(> \epsilon_0) \times \epsilon_0^{3.6} / M_{\text{ej}}$ as a function of $E_{\text{ex}} / M_{\text{ej}}$ where $\epsilon_0 = 100 \text{ MeV/nucleon}$. $M(> \epsilon_0)$ and M_{ej} are in units of M_\odot , and E_{ex} in 10^{51} ergs . The solid, dashed, and dotted lines show models for SN 1998bw, SN 2002ap, and SN 1994I, respectively. The values of $M(> \epsilon) \times \epsilon^{3.6}$ for $\epsilon \gtrsim 10 \text{ MeV/nucleon}$ are almost constant for different models with the same value of $E_{\text{ex}} / M_{\text{ej}}$ as long as $E_{\text{ex}} / M_{\text{ej}} > 6 \times 10^{50} \text{ ergs} / M_\odot$. The filled circles correspond to E_{ex} shown in Table 3.

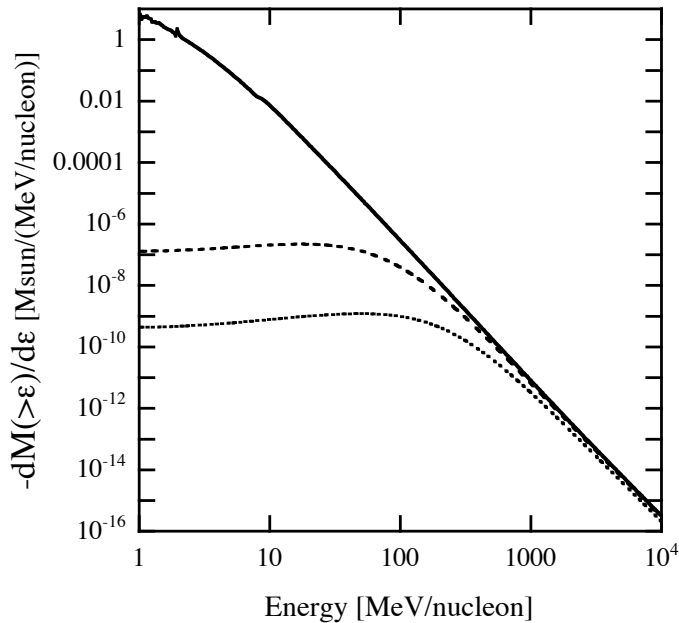


FIG. 5.— The attenuation of the energy distribution of O for SN 1998bw model with $E_{\text{ex}} = 3 \times 10^{52}$ ergs is shown. The solid line is the initial energy distribution of the ejecta in the homologous expansion phase. The dashed line shows the energy distribution attenuated by ionizations at $t = 1$ Myr and the dotted line at $t = 5$ Myr.

number of the element i . The integration with respect to energy is carried out between the minimum and maximum energies per nucleon in the ejecta obtained from our numerical calculations, which are denoted as ϵ_{min} and ϵ_{max} , respectively. We use the empirical formula given by Read & Viola (1984) for the cross sections.

6. RESULTS AND COMPARISON WITH OBSERVATIONS

6.1. Abundance ratios

Table 6.2 summarizes the results. Since the ratios of elements are determined solely by the energy distribution of

the injected materials and the energy distributions of all the calculated models have a similar shape, the models give similar isotopic ratios: ${}^7\text{Li}/{}^6\text{Li} \sim 1.2$ and ${}^{11}\text{B}/{}^{10}\text{B} \sim 2.8$. The B isotopic ratio observed in meteorites is 4.05 ± 0.05 (Shima 1962; Chaussidon & Robert 1995). Thus neutrino spallation processes in core-collapse SNe may contribute to the enhancement of ${}^{11}\text{B}$. On the other hand, this ratio observed in the local ISM is around 3.4 ± 0.7 (Lambert et al. 1998), which can be marginally reproduced by the mechanism discussed here.

The element ratio $\text{B}/\text{Be} \sim 15$ from our models can ex-

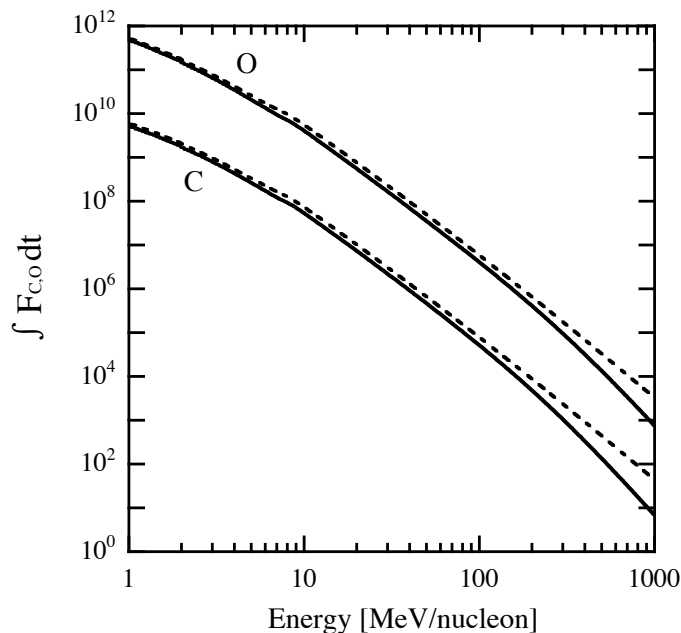


FIG. 6.— The solid lines show the time integrated energy distributions of C and O in the ejecta derived from direct integration of the transfer equation (24). The dashed lines show the same quantities obtained with the “thick target” approximation (Eq. (27)).

plain this ratio on the surfaces of some halo stars because the average ratio of halo stars is thought to be 17–21 and some halo stars like HD94028 show fairly low ratio as ~ 12 . The solar value 29.6 suggests that at least B in the solar system must have been synthesized in different sites in addition to neutrino processes.

6.2. The amounts of Be and B in the Galactic halo

Since the big bang nucleosynthesis is not expected to produce observable amounts of B or Be, it will be easier to identify which primary process is responsible for the enrichment of these elements as compared with Li. The element abundances of Be are determined for more stars than the other light elements Li and B. The observed mass ratios of $X_{\text{Be}}/X_{\text{O}}$ on the surfaces of metal-poor stars range from $\sim 10^{-9}$ to $\sim 2 \times 10^{-8}$ (Boesgaard et al. 1999). The result presented in Table 6.2 is in good agreement with this observation. This is in contrast with the result of Fields et al. (2002). They obtained $X_{\text{Be}}/X_{\text{O}} \sim 10^{-6}$ for a furious SN Ic like SN 1998bw. This large amount of Be must be diluted by a large number of other SNe that do not supply such a large amount of Be to be reconciled with the observed $X_{\text{Be}}/X_{\text{O}}$ ratios. They found that the fraction of furious SNe Ic needs to be less than 8×10^{-4} out of all the SNe. Ramaty et al. (2000) had proposed another primary process in which SNe in superbubbles yield $X_{\text{Be}}/X_{\text{O}} \sim 3 \times 10^{-8}$ on average. As a consequence, the overproduction of Be from furious SNe ironically made Fields et al. (2002) to suggest that the supply of Be from furious SNe needs to be a tiny fraction of that from SNe in superbubbles.

On the other hand, our result does not need to dilute Be with other SNe. Instead, the Be/O ratio on the surface of a metal-poor star need to be determined by a single SN as was suggested for heavy elements (Shigeyama & Tsujimoto 1998). This might be possible if the tangled magnetic fields in the ISM trap accelerated SN ejecta inside the region where the SNR shock eventually swept up. This mechanism predicts that there must be a considerable number of metal-poor stars with essentially no light elements. These are the descendants of SNe other than SNe Ic. It is, however, likely that this conjecture has been ruled out by current observations. No star without light elements has been reported. There is also a defect in the argument of Fields et al. (2002). The abundance pattern of heavy elements determined by multiple SNe in superbubbles must be at odds with the observations that show a large scatter in the stellar abundance ratios especially for Fe-group elements and *r*-process elements (e.g., McWilliam et al. 1995; Cayrel et al. 2004). To reproduce the trends of all the elements observed for metal-poor stars, both of these two sites should have supplied comparable amounts of Be. The quantitative discussion needs a detailed chemical evolution model not only for light elements but for heavy elements, which is beyond the scope of this paper.

The observed mass ratio $X_{\text{Be}}/X_{\text{H}}$ has a value $\sim 10^{-11}$ at $[\text{Fe}/\text{H}] \sim -1.5$ (Boesgaard et al. 1999) which is the maximum value of $[\text{Fe}/\text{H}]$ attained in the Galactic halo. The Fe yield from core-collapse SNe of $2.1 \times X_{\text{Fe}\odot}$ per unit SN mass (Tsujimoto et al. 1997) indicates that the yield of Be per unit supernova mass is

$$\frac{M_{\text{Be}}}{M_{\text{SN}}} \sim 5 \times 10^{-10}, \quad (30)$$

in the halo. The corresponding values for the three models in Table 6.2 are $\sim 2.5 \times 10^{-9}$ (SN 1998bw), $\sim 1.7 \times 10^{-10}$ (SN 2002ap), and $\sim 4.8 \times 10^{-11}$ (SN 1994I). Observations suggest that the fraction of furious SNe Ic is $\sim 1/700$ of core-collapse SNe (Podsiadlowski et al. 2004). This fraction should have been a factor of > 100 higher in the early stage of the Galaxy for furious SNe Ic to have been a major production site for Be. The element abundance ratios B/Be from the present models consistent with those for Galactic halo stars indicate that the same is true for B in the halo.

6.3. Li in the Galactic halo

The observed number ratios Li/H on the surfaces of metal-poor stars suggest that the big bang nucleosynthesis leads to $\text{Li}/\text{H} \sim 1.23_{-0.32}^{+0.68} \times 10^{-10}$ and have a significant correlation with the metallicity (Ryan et al. 2000). If this correlation is extrapolated to $[\text{Fe}/\text{H}] = -1.5$, then the ratio Li/H becomes $\sim 4.6 \times 10^{-10}$. Therefore the amount of Li produced in the Galactic halo was $\sim 2.5 \times 10^{-9} M_{\text{H}}$, where M_{H} denotes the mass of H. Thus an argument similar to the preceding section results in the yield of Li per unit supernova mass of

$$\frac{M_{\text{Li}}}{M_{\text{SN}}} \sim 1.2 \times 10^{-7}. \quad (31)$$

The corresponding value of SN 1998bw model is 1.4×10^{-8} and the other models give less values. If this value in equation (31) is taken at face value, SNe Ic cannot produce this amount of Li. However, there seem to be few stars with the metallicity range of $-2 \lesssim [\text{Fe}/\text{H}] \lesssim -1$ for which the Li abundance is measured (Ryan et al. 2000). We need to wait for abundance information in this metallicity range to deduce a firm conclusion.

At the low metallicity end ($[\text{Fe}/\text{H}] \sim -4$), the observed Li/O ratios $\sim 10^{-4}$ (Ryan et al. 2000) are more than two orders of magnitude greater than that in our SN 1998bw model (see Table 6.2). The Li produced from this primary mechanism is likely to be negligible compared to the primordial Li.

7. CONCLUSIONS AND DISCUSSION

We have performed numerical calculations for SNe Ic explosions using a relativistic hydrodynamic code to investigate how much mass of ejecta is accelerated beyond the threshold energy for spallation reactions to synthesize light elements. In our calculations, realistic massive star models are used as the initial conditions of SNe and the EOS takes into account the thermal radiation and ideal gas. We have compared the resultant energy distributions of ejecta with the empirical formula derived in Fields et al. (2002) for some SN explosions including furious and normal SNe and found that the energy distributions of ejecta from the numerical calculations and the empirical formula agree only in the high energy tail when the explosion energy per unit ejecta mass significantly exceeds 1.3×10^{51} ergs/ M_{\odot} . Otherwise, the empirical formula overestimates or underestimates the ejecta mass at around the threshold energy for spallation reactions. Therefore it is necessary to numerically calculate SN explosions to obtain a correct energy distribution of ejecta for estimations of the yield of light elements.

TABLE 2
YIELDS OF LIGHT ELEMENTS.

Model	${}^6\text{Li}$ ($10^{-7} M_{\odot}$)	${}^7\text{Li}$ ($10^{-7} M_{\odot}$)	${}^9\text{Be}$ ($10^{-7} M_{\odot}$)	${}^{10}\text{B}$ ($10^{-7} M_{\odot}$)	${}^{11}\text{B}$ ($10^{-7} M_{\odot}$)	$\log M_{\text{Be}}/M_{\odot}$
SN 1998bw	2.38	3.31	0.999	4.38	13.4	-8.0
SN 2002ap	0.0841	0.114	0.0348	0.152	0.464	-8.8
SN 1994I	0.0140	0.0190	0.00578	0.0253	0.0776	-9.1

To obtain the yields of light elements from the calculated SN ejecta, we have numerically solved the transfer equation taking into account the energy loss due to ionization of the ISM and spallation reactions with the ISM. The results suggest that light elements synthesized from energetic SNe Ic like SN 1998bw by this mechanism can explain the enrichment of Be and B observed in the Galactic halo stars if the fraction of SN 1998bw like SNe in the early Galaxy was a factor of > 100 higher than current observational data suggest. This mechanism must not be the only primary mechanism that worked in the Galactic halo. Other primary mechanisms like superbubbles that supply light elements regardless of SN type are required to reproduce the observed abundance ratios such as Be/Fe. These SNe Ic can produce Li with more than one order of magnitude smaller amounts than indicated by observations. However, lack of information on the Li abundances in the metallicity range of $-2 \lesssim [\text{Fe}/\text{H}] \lesssim -1$ prevents us from deducing a firm conclusion.

SNe are suggested to be associated with aspherical ex-

plosions. The deviation from spherical symmetry will be able to increase the mass of ejecta with enough energies for spallation reactions for a given $E_{\text{ex}}/M_{\text{ej}}$ because $M(> \epsilon)$ is proportional to the ~ 3.4 – 3.6 power of this value. To illustrate this effect, a simplified situation will be considered. Suppose the energy injected in the direction with a solid angle of π steradian is enhanced by a factor of two and the energy in the other directions is reduced by a factor of 1.5, then the empirical formula for the mass $M(> \epsilon)$ indicates that this mass will increase by a factor of $\sim 2^{3.4} \times 1/4 + (2/3)^{3.4} \times 3/4 \sim 2.8$ while the total energy will be unchanged. Applying the empirical formula obtained from the spherically symmetric calculations to this situation might lead to an erroneous result. Thus to further explore SNe Ic as a production site for light elements, we need to perform multi-dimensional relativistic hydrodynamic calculations for SNe Ic that can trace the motion of the outermost ejecta with a sufficient accuracy such as the calculations presented here.

REFERENCES

- Blinnikov, S., Lundqvist, P., Bartunov, O., Nomoto, K., & Iwamoto, K. 2000, *ApJ*, 532, 1132
- Boesgaard, A. M., Deliyannis, C. P., King, J. R., Ryan, S. G., Vogt, S. S., & Beers, T. C. 1999, *AJ*, 117, 1549
- Cayrel, R., et al. 2004, *A&A*, 416, 1117
- Chaussidon, M. & Robert, F. 1995, *Nature*, 374, 337
- Duncan, D. K., Lambert, D. L., & Lemke, M. 1992, *ApJ*, 401, 584
- Ensmann, L. & Burrows, A. 1992, *ApJ*, 393, 742
- Fields, B. D. 1996, *ApJ*, 456, 478
- Fields, B. D., Olive, K. A., Vangioni-Flam, E., & Cassé, M. 2000, *ApJ*, 540, 930
- Fields, B. D., Daigne, F., Cassé, M., & Vangioni-Flam, E. 2002, *ApJ*, 581, 389
- Galama, T. J. et al. 1998, *Nature*, 395, 670
- Gandel'man, G. M., & Frank-Kamenetskii, D. A. 1956, *Soviet-Phys. (Doklady)*, 1, 223
- Higdon, J. C., Lingenfelter, R. E., & Ramaty, R. 1998, *ApJ*, 509, L33
- Iwamoto, K., Nomoto, K., Höfflich, P., Yamaoka, H., Kumagai, S., & Shigeyama, T. 1994, *ApJ*, 437, L115
- Kazhdan, Ya., M. & Murzina, M. 1992, *ApJ*, 400, 192
- Kulkarni, S. R. et al. 1998, *Nature*, 395, 663
- Lambert, D. L., Sheffer, Y., Federman, S. R., Cardelli, J. A., Sofia, U. J., & Knauth, D. C. 1998, *ApJ*, 494, 614
- Maeda, K., Nakamura, T., Nomoto, K., Mazzali, P. A., Patat, F., & Hachisu, I. 2002, *ApJ*, 565, 405
- Martí, J. M., & Müller, E. 1996, *J. Comput. Phys.*, 123, 1
- Matzner, C. D. & McKee, C. F. 1999, *ApJ*, 510, 379
- Mazzali, P. A. et al. 2002, *ApJ*, 572, L61
- McWilliam, A., Preston, G. W., Sneden, C., & Searle, L. 1995, *AJ*, 109, 2757
- Meneguzzi, M., Audouze, J., & Reeves, H. 1971, *A&A*, 15, 337
- Nakamura, T., Mazzali, P. A., Nomoto, K., & Iwamoto, K. 2001, *ApJ*, 550, 991
- Nomoto, K., Filippenko, A. V., & Shigeyama, T. 1990, *A&A*, 240, L1
- Podsiadlowski, Ph., Mazzali, P. A., Nomoto, K., Lazzati, D., & Cappellaro, E. 2004, *ApJ*, in press
- Read, S. M. & Viola, V. E. 1984, *Atomic Data and Nuclear Data Tables*, 31, 359
- Ryan, S. G., Norris, J. E., & Beers, T. C. 1999, *ApJ*, 523, 654
- Ryan, S. G., Beers, T. C., Olive, K. A., Fields, B. D., & Norris, J. E. 2000, *ApJ*, 530, L57
- Ramaty, R. & Lingenfelter, R. E. 1975, *IAU Symp.* 68: Solar Gamma-, X-, and EUV Radiation, 68, 363
- Ramaty, R., Scully, S. T., Lingenfelter, R. E., & Kozlovsky, B. 2000, *ApJ*, 534, 747
- Sakurai, A. 1960, *Comm. Pure Appl. Math.* 13, 353
- Schlickeiser, R. 2002, in *Cosmic ray astrophysics / Reinhard Schlickeiser, Astronomy and Astrophysics Library; Physics and Astronomy Online Library*. Berlin: Springer. ISBN 3-540-66465-3, 2002, XV
- Shigeyama, T. & Nomoto, K. 1990, *ApJ*, 360, 242
- Shigeyama, T. & Tsujimoto, T. 1998, *ApJ*, 507, L135
- Shima, M. 1962, *J. Geophys. Res.*, 67, 4521
- Spitzer, L. 1978, *New York Wiley-Interscience*, 1978. 333 p.,
- Suzuki, T. K. & Yoshii, Y. 2001, *ApJ*, 549, 303
- Tan, J. C., Matzner, C. D., & McKee, C. F. 2001, *ApJ*, 551, 946
- Tsujimoto, T., Yoshii, Y., Nomoto, K., Matteucci, F., Thielemann, F.-K., & Hashimoto, M. 1997, *ApJ*, 483, 228
- Tsujimoto, T., Shigeyama, T., & Yoshii, Y. 1999, *ApJ*, 519, L63