

RESONANT SCATTERING AND RECOMBINATION IN CAL 87

J. Greiner¹, A. Iyudin^{1,2}, M. Jimenez-Garate³, V. Burwitz¹, R. Schwarz⁴, R. DiStefano⁵, and N. Schulz³

RESUMEN

El resumen será traducido al español por los editores. The eclipsing supersoft X-ray binary CAL 87 has been observed with Chandra on August 13/14, 2001 for nearly 100 ksec, covering two full orbital cycles and three eclipses. The shape of the eclipse light curve derived from the zeroth-order photons indicates that the size of the X-ray emission region is about $1.5 R_{\odot}$. The ACIS/LETG spectrum is completely dominated by emission lines without any noticeable continuum. The brightest emission lines are significantly redshifted and double-peaked, suggestive of emanating in a 2000 km/s wind. We model the X-ray spectrum by a mixture of recombination and resonant scattering. This allows us to deduce the temperature and luminosity of the ionizing source to be $kT \sim 50 - 100$ eV and $L_X \sim 5 \times 10^{37}$ erg/s.

ABSTRACT

The eclipsing supersoft X-ray binary CAL 87 has been observed with Chandra on August 13/14, 2001 for nearly 100 ksec, covering two full orbital cycles and three eclipses. The shape of the eclipse light curve derived from the zeroth-order photons indicates that the size of the X-ray emission region is about $1.5 R_{\odot}$. The ACIS/LETG spectrum is completely dominated by emission lines without any noticeable continuum. The brightest emission lines are significantly redshifted and double-peaked, suggestive of emanating in a 2000 km/s wind. We model the X-ray spectrum by a mixture of recombination and resonant scattering. This allows us to deduce the temperature and luminosity of the ionizing source to be $kT \sim 50 - 100$ eV and $L_X \sim 5 \times 10^{37}$ erg/s.

Key Words: **BINARIES: CLOSE — STARS: INDIVIDUAL: CAL 87 — X-RAY: STARS**

1. INTRODUCTION

CAL 87 was detected with the IPC onboard the Einstein X-ray observatory during the Columbia Astrophysical Laboratory survey of LMC (Long et al. 1981), and it was optically identified with an eclipsing binary in the Large Magellanic Cloud with an orbital period of 10.6 hrs (Pakull et al. 1988, Callanan et al. 1989, Cowley et al. 1990). A shallow X-ray eclipse was discovered with ROSAT (Schmidtke et al. 1993).

Early attempts to model the optical light curve of CAL 87 by Callanan et al. (1989) already indicated an elevated accretion disk rim. This model has been extended by Schandl et al. (1997), and successfully describes the optical light curve of the CAL 87 binary system, composed of a primary (WD) with a mass of $M_1 = 0.75 M_{\odot}$, placed at a distance of 2.2×10^{11} cm from the mass-donating secondary star with a mass of $M_2 = 1.5 M_{\odot}$. The model of Schandl et al. (1997) includes (1) optical emission from the secondary star which is irradiated by the emission of the WD and (2) emission of an accretion disk with a thick rim

and an optically thick, cold, clumpy spray produced by the high mass-flow rate of the accretion stream impinging on the disk (hot spot). This spray, moving around the disk, nicely reproduced the asymmetry in the optical light curve and the depth of the secondary dip.

Based on the pre-Chandra, low-resolution X-ray spectra and the detection of emission up to 1 keV, CAL 87 has long been considered as one of the two hottest known SSS, thus spurring observations with all X-ray satellites since ROSAT (Parmar et al. 1997, Asai et al. 1998, Dotani et al. 2000, Ebisawa et al. 2001).

We have exploited the unique spectral capability of the Chandra low-energy transmission grating (LETG) to study in detail the X-ray emission of the canonical supersoft source CAL 87.

2. CHANDRA OBSERVATION IN 2001

We observed CAL 87 with Chandra for 97 ksec on August 13/14, 2001, using the low-energy transmission grating (LETG/ACIS). This observation covered three consecutive eclipses of the binary system. The phase-folded light curve of the zeroth order photons (Fig. 1) shows a wide eclipse with triangular shape, about ± 0.15 phase units wide (30% of the orbit), no flat bottom and an eclipse depth of about

¹MPE Garching, 85741 Garching, Germany.

²Moscow, Russia.

³MIT, Cambridge, MA 02139, USA.

⁴Universität Göttingen, 37083 Germany.

⁵CfA, Cambridge, MA 02138, USA.

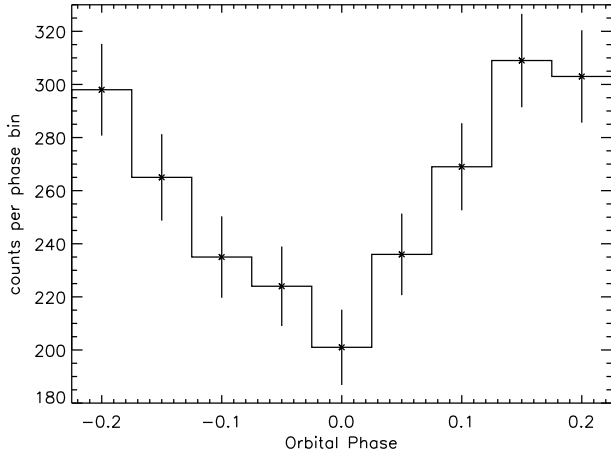


Fig. 1. Phase-folded light curve of the zeroth order events around the eclipse minimum, showing the broad width and triangular shape of the eclipse.

50%. This suggests that the observed X-ray emission does not come from a point source (e.g. the H-burning white dwarf). Instead, the occulter and the eclipsed X-ray emission region should have about equal size. Given the orbital period and assuming that the donor star is filling its Roche lobe ($1.5 R_{\odot}$), the size of the emission region should be $\sim 1.5 R_{\odot}$ (at a binary separation of $3.5 R_{\odot}$).

The spectrum of CAL 87 is completely dominated by emission lines (Fig. 2), predominantly from oxygen, nitrogen and iron. Hardly any continuum emission is detectable. Galactic foreground and LMC-intrinsic absorption cuts off the spectrum above $\sim 25 \text{ \AA}$. The extinction-corrected X-ray luminosity is $\sim 10^{35} \text{ erg/s}$. No emission is detected shortward of 14 \AA (corresponding to $> 0.9 \text{ keV}$), suggesting that the effective temperature of the primary (expected to be thermal) X-ray emission near the accreting object is smaller than $\sim 80 \text{ eV}$.

One example for the plasma diagnostic constraints which can be derived is the OVII line at 21.7 \AA : the strong resonance line and the absence of the forbidden and intercombination lines indicates either collisional excitation or resonance scattering. The prominence of the $17.05/17.10 \text{ \AA}$ lines compared to the other Fe XVII lines argues for a significant contribution from recombination emission. Also, the presence of higher Ly series emission as well as the lack of the Fe XVII 15.01 \AA and 16.78 \AA emission lines (as compared to the strong Fe XVII $17.05/17.10 \text{ \AA}$ lines) argue against collisional excitation. Thus, as also supported by other line ratios, the X-ray spectrum of CAL 87 is mixture of recombination emission and resonant scattering.

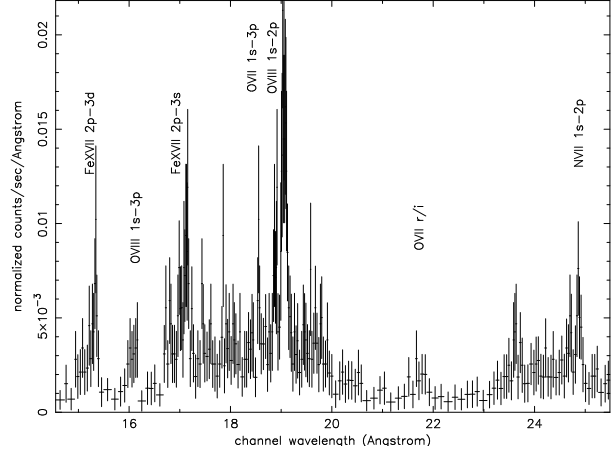


Fig. 2. Chandra LETG/ACIS count spectrum of CAL 87 summed over the bright phase (excluding the eclipse). Identifications of strong emission lines are given.

We have begun modelling the X-ray emission of CAL 87 by computing the emergent spectrum produced by a central source of $kT = 65 \text{ eV}$, $L_X = 5 \times 10^{37} \text{ erg/s}$, ionizing and being scattered off a corona with an electron density of 10^{12} cm^{-3} and $\log \xi = 3.8$ (see Fig. 3). While the observed global features can be reproduced, a higher fraction of scattering is needed. A first examination of the parameter space indicates that this can be achieved with either a softer ionizing continuum and/or a lower column density.

An interesting property of the brightest emission line, O VIII Ly α (18.97 \AA), is that it is redshifted and has a double-peaked profile. The same behaviour is also noticeable in the next-brightest lines (N VII, O VII), though with lower significance. The shift in wavelength is constant, and also does not vary with orbital phase. In addition, the red peak disappears during eclipse. We interpret this as a wind/outflow with an observed velocity of 1200 and 2200 km/s, respectively, after taking into account the systemic LMC velocity. The disappearance of the red peak can be understood if the wind/outflow is not spherically symmetric, but a bi-directional cone. If we assume intrinsic velocity symmetry of both sides of the cone, and de-project for the inclination of $\sim 78^\circ$, we obtain an opening angle of the conical wind/outflow of 120° . With such a geometry, the northern/upper part of the wind/outflow is predominantly blue-shifted, and the southern/lower part redshifted. During eclipse, only the southern part of the wind/outflow will be occulted by the donor, as observed.

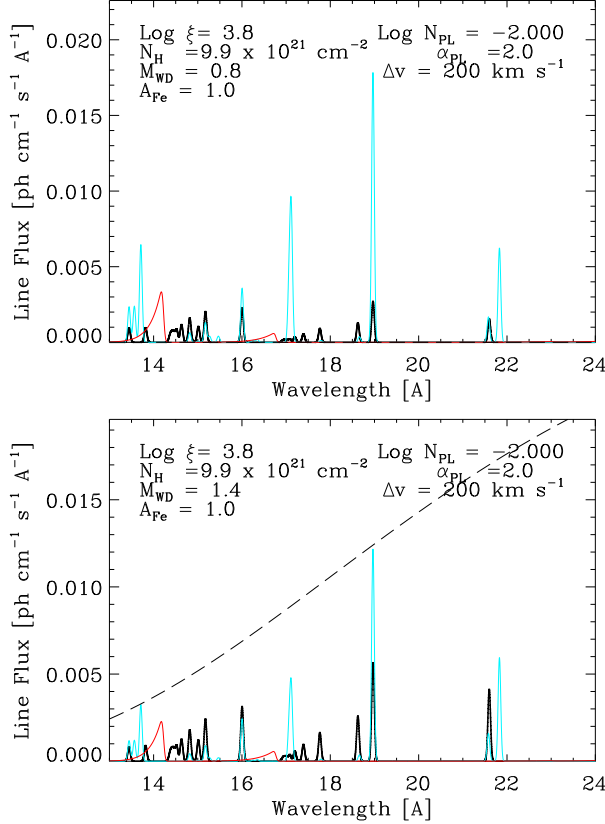


Fig. 3. Preliminary model of the X-ray spectrum of CAL 87, composed of recombination (blue) and resonant scattering (black) with a white dwarf mass of $0.8 M_{\odot}$ (top) and $1.4 M_{\odot}$ (bottom), corresponding to different effective temperatures of the ionizing source. The dashed line in the lower panel is the primary white dwarf spectrum.

3. CONCLUSIONS

The shape of the eclipse light curve, the lack of any continuum emission and the dominance of emission lines due to resonant scattering and recombination suggests that CAL 87's X-ray emission comes from an extended wind (or outflow), similar to the accretion-disk-corona low-mass X-ray binary 4U 1822-37, as already suggested by Schmidtke (1993). However, the plasma in 4U 1822-37 (i) has a much higher ionization as evidenced by the H- and He-like ions of Ne, Mg, Si, S and Fe which are completely absent in CAL 87 and (ii) is much more dominated by recombination, indicative of larger column densities than those in CAL 87.

The wind is probably not spherical, but rather has a conical shape with an opening angle of 120° , extending on both sides of the accretion disk. During eclipse, the donor occults the wind on the southern disk side.

The primary X-ray emission region in CAL 87 certainly has a temperature substantially lower than ~ 1 keV due to the lack of Fe L, Si XIII or Ne IX/Ne X lines. This rules out a neutron star or black hole (except for retrograde rotation) accretor, since they would exhibit a maximum temperature of the inner part of the accretion disk of 0.9–1.2 keV. Also, the outflow velocity of ~ 2000 km/s is consistent with a white dwarf primary.

A corona with an ionization parameter and electron density ranging from $>3000/10^{12} \text{ cm}^{-3}$ near the accretor to $\sim 30/10^{11} \text{ cm}^{-3}$ near the outer boundary would scatter about 1% of the irradiated X-ray emission. This suggests that the intrinsic X-ray luminosity of CAL 87 is of order a few times 10^{37} erg/s .

Though the earlier SSS classification was based on a wrong interpretation of the X-ray spectrum, the new kT and L estimates from our LETG spectrum re-confirm the supersoft source nature of CAL 87.

JG and RD gratefully acknowledge the *Chandra* Award No. GO1-2022X.

REFERENCES

- Asai, K., Dotani, T., Nagase, F., Ebisawa, K., Mukai, K. et al. 1998, ApJ 503, L143
- Callanan P.J., Machin G., Naylor T., Charles P.A. 1989, MNRAS 241, 37p
- Cowley A.P., Schmidtke P.C., Crampton D., Hutchings J.B. 1990, ApJ 350, 288
- Dotani T., Asai K., Ebisawa K., Greiner J., 2000, COSPAR, Adv. Space Res. 25, No. 3/4, 375
- Ebisawa K., Mukai K., Kotani T., et al. 2001, ApJ 550, 1007
- Long K.S., Helfand D.J., Grabelsky D.A. 1981, ApJ 248, 925
- Pakull M.W., Beuermann K., van der Klis M., van Paradijs J., 1988, A&A 203, L27
- Parmar A.N., Kahabka P., Hartmann H.W. et al., 1997, A&A 323, L33
- Schandl S., Meyer-Hofmeister E., Meyer F., 1997, A&A 318, 73
- Schmidtke P.C., McGrath T.K., Cowley A.P., Frattare L.M. 1993, PASP 105, 863

Vadim Burwitz, Jochen Greiner and Anatoli Iyudin: Max-Planck-Institut für extraterrestrische Physik, Giessenbachstraße, 85748 Garching, Germany (burwitz,jcg,ani@mpe.mpg.de).

Rosanne DiStefano: Center for Astrophysics, Cambridge, MA 02138, U.S.A. (rd@cfa.harvard.edu).

Mario Jimenez-Garate and Norbert Schulz: MIT, Cambridge, U.S.A. (mario,nss@space.mit.edu).

Robert Schwarz: Universität Göttingen, 37083 Göttingen, Germany, (rsc@uni-sw.gwdg.de).