

# Magnetic activity in late-type giant stars: Numerical MHD simulations of non-linear dynamo action in Betelgeuse

S.B.F. Dorch

The Niels Bohr Institute for Astronomy, Physics and Geophysics, Juliane Maries Vej 30, DK-2100 Copenhagen Ø, Denmark

Received date, accepted date

**Abstract.** Evidence is presented from numerical magneto-hydrodynamical simulations for the existence of magnetic activity in late-type giant stars. A red supergiant with stellar parameters similar to that of Betelgeuse ( $\alpha$  Orionis) is modeled as a “star-in-a-box” with the high-order “Pencil Code”. Both linear kinematic and non-linear saturated dynamo action are found: the non-linear magnetic field saturates at a super-equipartition value, while in the linear regime two different modes of dynamo action are found. It is speculated that magnetic activity of late-type giants may influence dust and wind formation and possibly lead to the heating of the outer atmospheres of these stars.

**Key words.** Stars: AGB and post-AGB — late-type — activity — individual: Betelgeuse, Physical data and processes: magnetic fields — MHD

## 1. Introduction

There are indications from both dynamo theory and observations that some late-type giant stars such as red supergiants and asymptotic-giant-branch stars (AGB stars) may harbor magnetic fields. On the theoretical side, it has been suggested that non-spherically symmetric planetary nebulae (PNe) may be a result of the collimating effect of a strong magnetic field: Blackman et al. (2001) studied interface dynamo models similar to the mean field theory’s solar  $\alpha\omega$ -dynamo and found that the generated magnetic fields were strong enough to shape bipolar outflows, producing bipolar PNe, while also braking the stellar core thereby explaining the slow rotation of many white dwarf stars. Also using mean field dynamo theory Soker & Zoabi (2002) propose instead an  $\alpha^2\omega$  dynamo due to the slow rotation of AGB stars rendering the  $\omega$ -effect ineffective. They find that the magnetic field may reach strengths of  $\sim 100$  Gauss, significantly less than that found by Blackman et al. (2001). On the one hand, they believe that the large-scale field is strong enough for the formation of magnetic cool spots (see also Soker & Kastner 2003 on AGB star flaring). These spots in turn may regulate dust formation, and hence the mass-loss rate, but the authors argue that they cannot explain the formation of non-spherical PNe (see also Soker 2002): on the other hand, the locally strong magnetic tension could enforce a coherent flow that may favor a maser process.

On the observational side of things, maser polarization is known to exist in circumstellar envelopes of AGB stars (e.g. Gray et al. 1999, Vlemmings et al. 2003, and recently Sivagnanam 2004) and X-ray emission has been observed from some cool giant stars (e.g. Hünsch et al. 1998 and Ayres et al. 2003). These observations are generally taken as evidence for the existence of magnetic activity in late-type giant stars (cf. Soker & Kastner 2003).

The cool star Betelgeuse (a.k.a.  $\alpha$  Orionis) is an example of an abundantly observed late-type supergiant that displays irregular brightness variations interpreted as large-scale surface structures (e.g. Lim et al. 1998 and Gray 2000). It is one of the stars with the largest apparent sizes on the sky—corresponding to a radius in the interval 600–800  $R_{\odot}$ . Freytag et al. (2002) performed detailed numerical 3-d radiation-hydrodynamic (RHD) simulations of the convective envelope of the star under realistic physical assumptions, while trying to determine if the star’s known brightness fluctuations may be understood as convective motions within the star’s atmosphere: the resulting models were largely successful in explaining the observations as a consequence of giant-cell convection on the stellar surface, very dissimilar to solar convection. Dorch & Freytag (2002) performed a kinematic dynamo analysis of the convective motions (i.e. not including the back-reaction of the Lorentz force on the flow) and found that a weak seed magnetic field could indeed be exponentially amplified by the giant-cell convection on a time-scale of about 25 years.

This paper reports on full non-linear magneto-hydrodynamical (MHD) numerical simulations of dynamo

action in a late-type supergiant star with fundamental stellar parameters set equal to that of Betelgeuse. The paper is organized as follows: Section 2 contains a description of the numerical model, code and setup, Section 3 describes and discusses the results, the convective flows and dynamo action, and Section 4 contains a short summary and conclusion.

## 2. Model

The full 3-d MHD equations are solved for a fully convective star. This is an example of a “star-in-a-box” simulation, where the entire star is contained within the computational box. The computer code used is the “Pencil Code” by Brandenburg & Dobler<sup>1</sup>. The code has been employed in several astrophysical contexts including e.g. hydromagnetic turbulence (see Brandenburg & Dobler 2002, Dobler et al. 2003 and Haugen et al. 2003). The numerical method performs well on many different computer architectures especially on MPI machines, and uses 6th-order spatial derivatives and a  $2N$ -type 3rd-order Runge-Kutta scheme. The code has a “convective star” module that allows the solution of the non-linear MHD equations by the numerical pencil scheme in a star with a fixed radius  $R$  and mass  $M$ . The code solves the following general form of the compressible MHD equations:

$$\frac{D \ln \varrho}{Dt} = -\nabla \cdot \mathbf{u}, \quad (1)$$

$$\begin{aligned} \frac{D\mathbf{u}}{Dt} &= -c_s^2 \nabla \left( \frac{s}{c_p} + \ln \varrho \right) - \nabla \Phi + \frac{\mathbf{j} \times \mathbf{B}}{\varrho} \\ &+ \nu \left( \nabla^2 \mathbf{u} + \frac{1}{3} \nabla \nabla \cdot \mathbf{u} + 2\mathbf{S} \cdot \nabla \ln \varrho \right), \end{aligned} \quad (2)$$

$$\frac{\partial \mathbf{A}}{\partial t} = \mathbf{u} \times \mathbf{B} - \eta \mu_0 \mathbf{j}, \quad (3)$$

$$\varrho T \frac{Ds}{Dt} = \mathcal{H} - \mathcal{C} + \nabla \cdot (K \nabla T) + \eta \mu_0 \mathbf{j}^2 + 2\varrho \nu \mathbf{S}^2, \quad (4)$$

where Eq. (1) is the mass continuity equation and Eq. (2) is the equation of motion. Here  $\varrho$  is density,  $\mathbf{u}$  the fluid velocity,  $t$  is time,  $D/Dt \equiv \partial/\partial t + \mathbf{u} \cdot \nabla$  is the comoving derivative,  $c_s$  is the sound speed,  $s$  is the entropy,  $\Phi$  is the gravity potential,  $\mathbf{j} = \nabla \times \mathbf{B}/\mu_0$  the electric current density,  $\mathbf{B}$  the magnetic flux density,  $\nu$  is kinematic viscosity, and  $\mathbf{S}$  is the traceless rate-of-strain tensor. Eq. (3) is the induction equation where  $\mathbf{A}$  is the magnetic vector potential,  $\mathbf{B} = \nabla \times \mathbf{A}$  the magnetic flux density,  $\eta = 1/(\mu_0 \sigma)$  is the magnetic diffusivity ( $\sigma$  being the electrical conductivity), and  $\mu_0$  the magnetic vacuum permeability. Eq. (4) is the energy, or rather entropy equation, where  $T$  is temperature,  $c_p$  the specific heat at constant pressure,  $\mathcal{H}$  and  $\mathcal{C}$  are explicit heating and cooling terms, and  $K$  is the thermal conductivity (radiation is not taken into account in MHD).

Variables are computed in terms of  $R$  and  $M$  so that e.g. the unit of the star’s luminosity  $L$  becomes

$\frac{M}{R} (GM/R)^{\frac{3}{2}}$ . In the present case these fundamental parameters are set to  $R = 640 R_\odot$  and  $M = 5 M_\odot$  yielding a luminosity of  $L = 46000 L_\odot$ , consistent with current estimates of Betelgeuse’s size, mass and luminosity. The model employs a fixed gravitational potential  $\Phi$ , an inner tiny heating core entering into Eq. (4) through  $\mathcal{H}$ , and an outer thin isothermally cooling spherical surface at  $r = R$  (corresponding to  $\mathcal{C}$  in Eq. 4), with a Newtonian cooling time scale set to  $\tau_{\text{cool}} = 1$  year corresponding to the typical convective turn-over time in the model of Freytag et al. (2002).

Due to constraints on computer time and resolution the true thermodynamic range of the star can not be represented and the surface is cooled at a temperature that is 4.5 times higher than Betelgeuse’s effective temperature which is about  $T_{\text{eff}} = 3500$  K (various estimates exist in the literature, see e.g. Freytag et al. 2002). The fixed gravity is approximately given by a  $1/r$ -potential (as in Freytag et al. 2002) and initially the star expands resulting in a slight decrease of 1.4% of the mean mass density, subsequently it re-contracts by roughly 0.1%. Betelgeuse is only slowly rotating and a rotational frequency was chosen corresponding to a surface rotational velocity of 5 km/s, yielding a large Rossby number.

Models with different numerical resolutions have been run for testing; in this paper the results come from a model with  $128^3$  uniformly distributed grid points yielding a spatial resolution of  $\Delta x = 15 R_\odot$  the physical size of the box being  $R^3$ . The models were computed at the Danish Center for Scientific Computing Horseshoe 512 cpu Linux cluster typically allocating between 16 and 32 cpus.

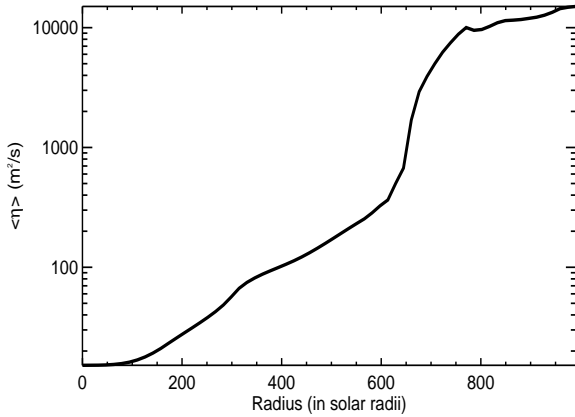
Boundary conditions on the computational box are anti-symmetric for components of the vector fields  $\mathbf{u}$  and  $\mathbf{B}$  in the direction of the component (yielding a vanishing value at the boundary) and symmetric across the boundary in the direction perpendicular to the component (yielding a vanishing gradient across the boundary). Boundary conditions for the density  $\ln \varrho$  are anti-symmetric with respect to an arbitrary value across all boundaries (yielding a vanishing second derivative), and the boundary condition for the entropy  $s/c_p$  corresponds to a constant temperature at the boundary.

### 2.1. Magnetic Reynolds number

Dynamo action by flows are often studied in the limit of increasingly large magnetic Reynolds numbers  $\text{Re}_m = \ell U/\eta$ , where  $\ell$  and  $U$  are characteristic length and velocity scales. Most astrophysical systems are highly conducting yielding small magnetic diffusivities  $\eta$ , and their dimensions are huge resulting in huge values of  $\text{Re}_m$ . Betelgeuse is not an exception and most parts of the star is better conducting than the solar photosphere that has a magnetic diffusivity of the order of  $\eta \approx 10^4 \text{ m}^2/\text{s}$ :

Figure 1 shows the average Spitzer’s resistivity as a function of radius in the model of Betelgeuse by Freytag et al. (2002). Spitzer’s formula (e.g. Schrijver & Zwaan 2000)

<sup>1</sup> <http://www.nordita.dk/data/brandenb/pencil-code/>



**Fig. 1.** Diffusivity: average radial magnetic diffusivity  $\eta$  ( $\text{m}^2/\text{s}$ ) in the model of Betelgeuse as a function of radial distance in solar radii  $R_{\odot}$ . Adopted from Dorch & Freytag 2002.


assumes complete ionization and hence the precise values of  $\eta$  are uncertain in the outer parts of the star, where the atmosphere borders on neutral. There is some uncertainty connected also with defining the most important length scale of the system, but preliminarily taking  $\ell$  to be 10% of the radial distance  $R$  from the center (a typical scale of the giant cells), and  $U = u_{\text{RMS}}$  along the radial direction yields  $\text{Re}_m = 10^{10}\text{--}10^{12}$  in the interior part of the star where  $R \leq 700 R_{\odot}$ .

In the present case we cannot use that large values of  $\text{Re}_m$  (partly due to the fact that we are employing a uniform fixed diffusivity  $\eta$ ), but rely on the results from generic dynamo simulations indicating that results converge already at Reynolds numbers of a few hundred (e.g. Archontis, Dorch, & Nordlund 2003b, 2003a). Furthermore, Dorch & Freytag (2002) obtained kinematic dynamo action in their model of a magnetic Betelgeuse at  $\text{Re}_m \sim 500$ . Here we use an  $\eta$  that is about  $10^8$  times too large compared to the estimated surface value in Betelgeuse, leading to a magnetic Reynolds number of  $\text{Re}_m \sim 300$  (based on the largest scales).

### 3. Results and discussion

There is some disagreement as to what one should require for a system to be a “true” astrophysical dynamo. Several ingredients seem to be necessary: the flows must stretch, twist and fold the magnetic field lines (e.g. Childress & Gilbert 1995); reconnection must take place to render the processes irreversible; weak magnetic field must be circulated to the locations where flow can do work upon it (cf. Dorch 2000); and finally, the total volume magnetic energy  $E_{\text{mag}} = \int_V e_m dV$  must increase (the linear regime) or remain at a constant saturation amplitude on a long time scale (non-linear regime). These points are based largely on experience from idealized kinematic and non-linear MHD dynamo models; e.g. Archontis et al.

(2003b, 2003a). This paper deals mainly with the question of the exponential growth and saturation of  $E_{\text{mag}}$ .



**Fig. 2.** Simulated surface intensity snapshots at four different instants, time = 256, 347, 457 and 494 years (from upper left to lower right).

#### 3.1. Convective flows

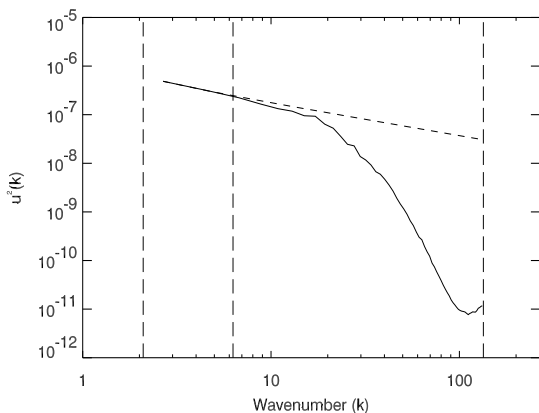
Although not the main topic of this paper, it is in its place to discuss here also the properties of the convective flows in the model, since these supply the kinetic energy forming the basic energy reservoir for any dynamo action that might be present. It is not expected that the flows match exactly what is found in more realistic RHD simulations, but at least a qualitative agreement should be inferred since the fundamental parameters of this MHD model and the RHD model of Freytag et al. (2002) are the same.

The velocity is initialized with a random flow with a small amplitude. Rapidly large-scale convection cells develop through-out the star: the giant cell convection is evident in both the thermodynamic variables, such as temperature and gas pressure, as well as in the flow field, but the observational equivalent however, is the surface intensity. Since the model does not incorporate realistic radiative transfer (as opposed to the model of Freytag et al. 2002), only a simulated intensity can be derived. Using a frequency independent LTE source function a simulated intensity  $I_{\text{sim}}$  can be defined as:

$$I_{\text{sim}}(y, z) = \int_0^R \sigma T(x, y, z)^4 e^{-\tau(x, y, z)} d\tau(x, y, z), \quad (5)$$

$$\tau(x) = \int_0^x \kappa_0 \rho(x, y, z) dx, \quad (6)$$

where  $T$  is temperature,  $\tau$  is a measure of optical depth along one of the axes (here the radial *line of sight* direction is taken to be the grid  $x$ -axis),  $\rho$  is mass density,  $\kappa_0$  is a constant gray opacity and  $\sigma$  Stefan's constant. Figure 2 shows simulated intensity snapshots at four different instances: the typical contrast between bright and dark patches on the surface is 20–50%, and only 2–4 large cells are seen at the stellar disk at any one time corresponding to a hand full of cells covering the entire surface. This is in qualitative agreement with the RHD models of Freytag et al. (2002): the surface is not composed of simply bright granules and dark intergranular lanes in the solar sense—sometimes the pattern is even the reverse of this—e.g. in Figure 2 the simulated intensity snapshot at time  $t = 457$  years, the cool dark area in the center of the stellar disk is actually a region containing an upward flow.

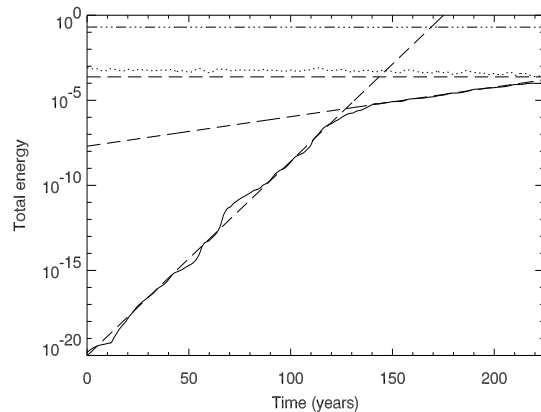


**Fig. 3.** Powerspectrum of  $u^2(k)$  at time = 457 years, and a line corresponding to Kolmogorov scaling (dashed line). The vertical lines, from left to right, denote the wavenumbers corresponding to the computational box size  $k_0$ , the stellar radius  $k_R$ , and the Nyquist frequency  $k_{Ny}$  (the numerical resolution).

More quantitatively, the kinetic power-spectrum (Fig. 3) illustrates that there is much more power on large scales than on the small scales of the velocity field: below a wavenumber of  $k \sim 20$  (based on the box size in units of the star's radius) power is decreasing fast, but at larger scales the power is proportional to  $k^{-2/3}$  corresponding to normal Kolmogorov scaling, the inertial range spans however only roughly one order of magnitude. In conclusion the large-scale convective patterns are then typically larger than 15–30% of the radius, and are actually often on the order of the radius in size. The corresponding radial velocities range between 1–10 km/s in both up and down flowing regions.

There are at least three different evolutionary phases of convection in the simulations, depending on the level of the total kinetic energy  $E_{kin}$  of the convection motions:

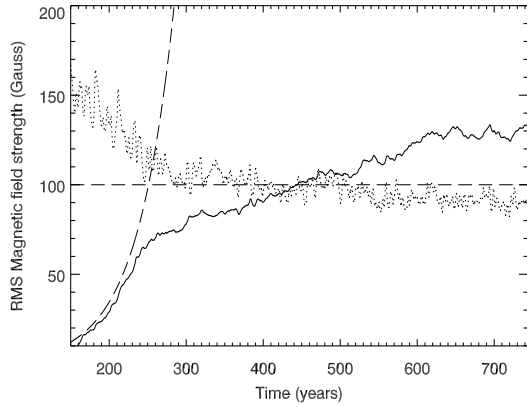
initially there is a transient of about 30 years after which the RMS velocity field reaches a level where it fluctuates around a value of about 800 m/s (this corresponds to the kinematic phase of the dynamo, where the flow is unaffected by the presence of the still weak magnetic field, see below). During the rest of the simulation after about 290 years, the RMS speed measured in the entire box decreases to 500 m/s (when the energy in the magnetic field becomes comparable to the kinetic energy density). During the entire simulation, however, the maximum speed in the computational box fluctuates around a constant value of about 90 km/s. The flows are not particularly helical and the mean kinetic helicity is on the order of  $10^{-6}$  m/s<sup>2</sup>. Mean field  $\alpha\omega$ -type solar dynamos do not produce large-scale fields if the kinetic helicity is less than a certain value (cf. Maron & Blackman 2002) and hence we cannot expect a large-scale toroidal field in the solar sense to be generated.



**Fig. 4.** Linear regime: energy as a function of Betelgeusian time in years. The upper almost horizontal line is total thermal energy  $E_{th}$  (dashed-dotted), middle curve with wiggles is total kinetic energy  $E_{kin}$  (dotted), and lower full curve is  $E_{mag}$ . The three thin dashed lines corresponding to exponential growth with characteristic time-scales of 3.8, 25 and  $\infty$  years.

### 3.2. Dynamo action

In an earlier kinematic study of Betelgeuse using a completely different numerical approach (Freytag et al. 2002 and Dorch & Freytag 2002), dynamo action was obtained when the specified minimum value of  $Re_m$  was larger than approximately 500 and at lower values of  $Re_m$  the total magnetic energy decayed. In the present case  $Re_m$  is of the same order of magnitude and we find an initial clear exponential growth over several turn-over times, and many orders of magnitude in energy. Figure 4 shows the evolution of  $E_{mag}$  as a function of time, for the first 225 years (in Betelgeusian time): initially there is a short transient, where the field exponentially decays because the

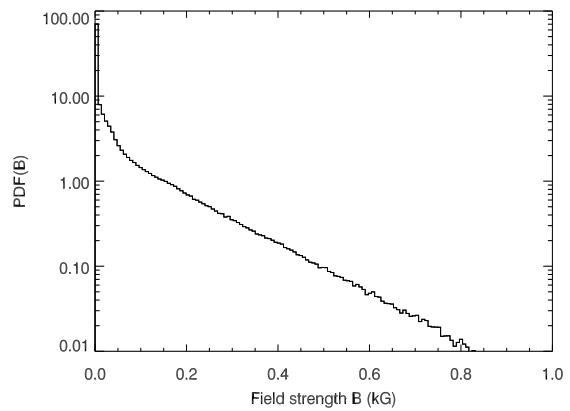


**Fig. 5.** Transition to the non-linear regime: RMS magnetic field  $B$  in the whole computational box in Gauss as a function of Betelgeusian time in years. The upper curve is the equipartition field strength  $B_{\text{eq}}$  corresponding to the average kinetic energy density of the fluid motions (dotted curve) and the lower full curve is the actual RMS field strength  $B$  (full curve). The dashed thin curve correspond to growth times of 25 years and a horizontal reference line at a field strength of 100 Gauss.

fluid motions has not yet attained their final amplitude. Once the giant cell convection has properly begun however, the magnetic field is amplified and we enter a linear regime of exponential growth. There are two modes of amplification in the linear regime; the initial mode with a growth rate of about 4 years, which in the end gives way to a mode with a smaller growth rate corresponding to 25 years. This is a slightly unusual situation, since normally modes with smaller growth rates are overtaken by modes with larger growth rates (cf. Dorch 2000); the explanation is that while both modes are growing modes, only the one with the largest growth rate is a purely kinematic mode—while the exponential growth of the second mode is linear it is not kinematic—the presence of the magnetic field is felt by the fluid through the back-reaction of the Lorentz force in Eq. (2) becoming important. This quenches the growth slightly and henceforth one can refer to the second mode as a “pseudo-linear” mode.

No exponential growth can go on forever and eventually the magnetic energy amplification must come to a halt: the question is then whether the magnetic field retains a more or less constant saturation value, or if it dissipates. The latter is only possible if the non-linear mode is a decaying mode that corresponds to a negative growth rate. In case of saturation the typical field strength is expected to be on the order of the equipartition value corresponding to equal magnetic and kinetic energy densities. Figure 5 shows the RMS magnetic field strength  $B_{\text{RMS}}$  within the entire model star as a function of time for  $\sim 700$  Betelgeusian years: the pseudo-linear mode as well as the mode in the non-linear regime are shown. The RMS magnetic field saturates at a value slightly above the RMS

equipartition field strength  $B_{\text{eq}} = \sqrt{\mu_0 \langle \rho u^2 \rangle} \sim 90\text{--}100$  Gauss, corresponding to a value of about 120–130 Gauss. In terms of total energy this means that the magnetic energy  $E_{\text{mag}}$  is above equipartition with the kinetic energy  $E_{\text{kin}}$  by roughly a factor of two. Hence the field cannot be said to be extremely strong, but it is not particularly weak in most parts of the star either. What may be interesting from an observational point of view is the strength of the field at the surface. In the non-linear regime the field strength at the sphere with radius  $r = R$  can be up to  $\sim 500$  Gauss, while in the interior of the star it can be as high as a few kG: the strong field of the intermittent magnetic structures almost completely quenches the velocity field in these regions that are small-scale compared to the scale of the convection; i.e. the local field can be far above equipartition.

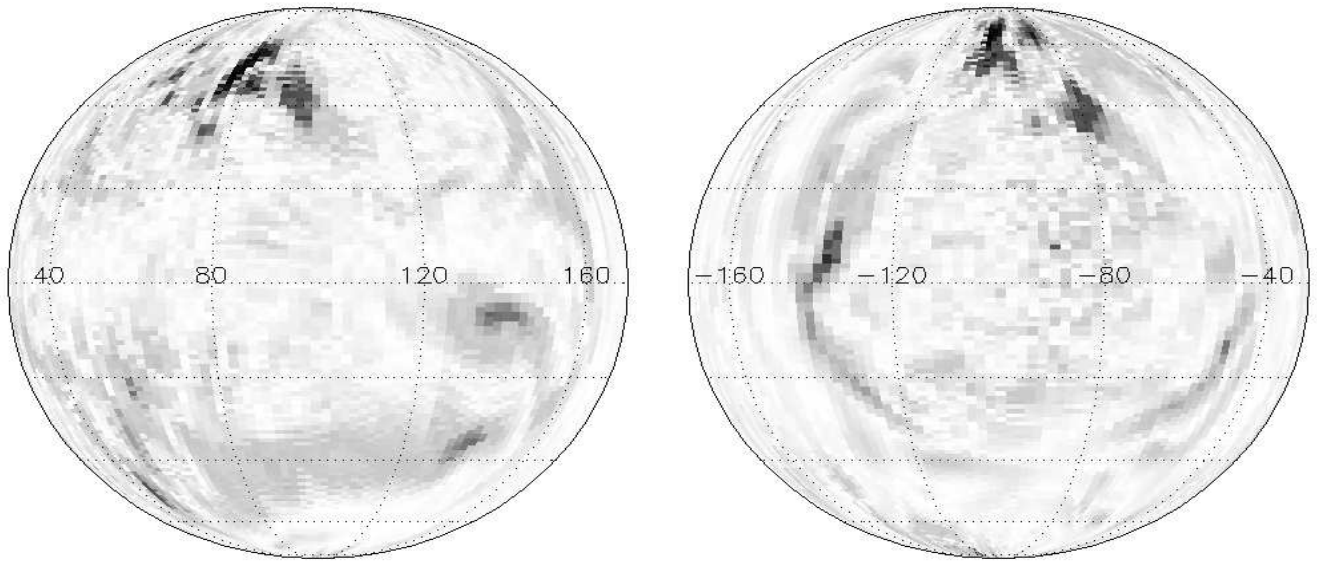


**Fig. 6.** Distribution of magnetic field strength: PDF for the magnetic field  $|B|$  (in kG) at time = 732 years within the non-linear saturated regime.

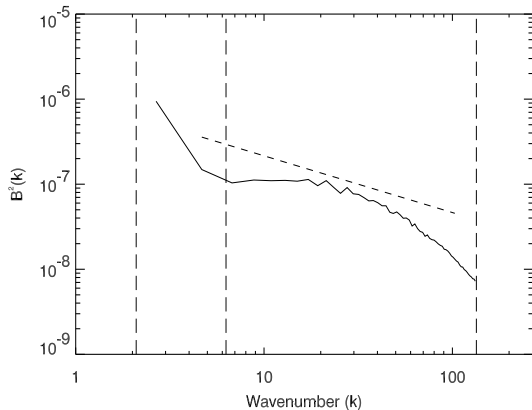
### 3.3. Magnetic structures

It is interesting to examine the geometry of the magnetic field that the saturating non-linear dynamo generates since this could be relevant for the influence of the field on e.g. asymmetric dust and wind formation. Qualitatively speaking the field becomes concentrated into elongated structures much thinner than the scale of the giant convection cells, but perhaps due to the very irregular nature of the convective flows, no “intergranular network” is formed in the solar sense. On the one hand, at times magnetic structures coincide with downflows, but not as a general rule. On the other hand, strong fields are seldomly located within the general upflow regions.

Figure 6 shows the PDF of the magnetic field: the distribution is a typical signature of highly intermittent structures, i.e. only a very small fraction of the volume carries the strongest structures and the probability of finding a vanishing field strength at a random point in space, is far greater than finding strong fields.

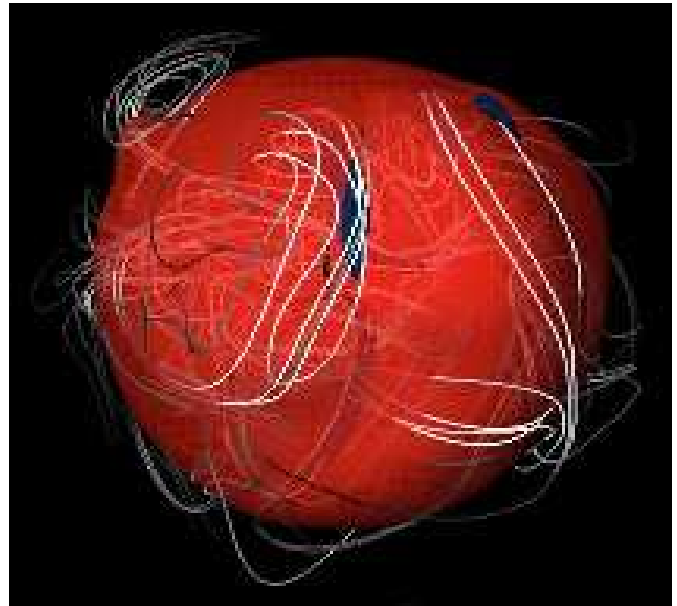


**Fig. 8.** An illustration of the unsigned magnetic field strength  $|B|$  at the spherical surface  $r = R$  of the model star using an orthographic map projection. The darkest patches correspond to a maximum field strength of 500 Gauss (black on the continuous scale bar). From a snapshot at time = 695 years. The views are centered on longitudes of  $100^\circ$  (left) and  $-100^\circ$  (right). The grid indicated has a longitudinal spacing of  $40^\circ$  and a latitudinal spacing of  $20^\circ$ . The numerical resolution of the map is  $180^2$  grid points.



**Fig. 7.** Powerspectrum of the magnetic field  $B(k)^2$  (solid curve) at time = 732 years, and a line corresponding to a power-law with an exponent of  $-2/3$  (dashed line). The vertical lines, from left to right, denote the wavenumbers corresponding to the computational box size  $k_0$ , the stellar radius  $k_R$ , and the Nyquist frequency  $k_{Ny}$  (the numerical resolution).

An energy spectrum  $B^2(k)$  reveals that the magnetic structures are well resolved with little power at the Nyquist wavenumber  $k_{Ny} = \pi/\Delta x$ , and that the power at the largest wavenumbers  $k \sim 100$  is two-orders of magnitude smaller than that at the largest scales (see Figure 7). Maximum power is obtained on the largest scales corresponding to wavenumbers of a few, while there is a dip at  $k \sim 7$  corresponding to the scale of the radius, where the



**Fig. 9.** A 3-d volume rendering of magnetic field lines (white) and flux ropes (dark structures). Also show is a isosurface (transparent) at the surface temperature value.

power is minimum. The power on scales  $k \approx 10-20$  is flat leaning towards being proportional to  $k^{-2/3}$  corresponding to Kolmogorov scaling, and at small-scales  $k \lesssim 50$  power steeply drops: magnetic structures in the non-linear regime are then large by solar standards, but smaller than the giant convection cells that show increasing power towards large scales.

Figure 8 is a map of the spherical surface at  $r = R$  in terms of magnetic energy in the non-linear regime: there are both bright patches of strong magnetic field, e.g. a 500 Gauss region at longitude around  $80^\circ$  and  $50^\circ$  north of the equator, and large areas with a vanishing field (e.g. at longitude  $80^\circ$  on the equator). On this map the areal magnetic filling factor is  $\sim 55\%$  for  $|B| > 50$  Gauss, while it is only  $\sim 0.6\%$  for  $|B| > 500$  Gauss. However, this mapping does not represent any physical surface of the star. Due to the fact that the actual upper boundary consists of a few large cells the surface cannot be captured by a simple sphere with radius  $R$ ; this is illustrated by a volume rendering (Fig. 9) of the isosurface at the cooling temperature. E.g. in the upper left corner of Figure 9 there is a “hill” in the temperature isosurface and further large “slopes” can be seen across the star in this illustration. In the latter figure, the magnetic field lines illustrate that there is a slight trend inside the star, looking through the partly transparent surface, towards a radial orientation of the magnetic field, while the strong fields near the surface of the star are predominantly horizontally aligned. This was also observed by Dorch & Freytag (2002) and may be a generic trade of giant-cell full-radius convection in slowly rotating stars.

#### 4. Summary and conclusion

In summary three different modes of dynamo action are recognized:

1. A relatively fast growing linear mode with an exponential growth time of  $\sim 4$  years.
2. A relatively slowly growing pseudo-linear mode with an exponential growth of  $\sim 25$  years.
3. A saturated non-linear mode operating a factor of two above equipartition.

More modes may of course exist but these must then have very low growth rates and/or very small initial amplitudes since they have not appeared in the simulations. It is worth noting that in case 2) of the pseudo-linear mode, the same value of the growth time (around 25 years) was found in the previous purely kinematic dynamo models Dorch & Freytag (2002) although they employed a different computational method. This may in fact not be so strange, since the growth rate in a kinematic dynamo is set in part by the convergence of the flow across the field lines  $-\nabla_{\perp} \cdot \mathbf{u}$  and if the flows are similar so should the growth rates be.

Based on the results presented here, it is not possible to state conclusively if Betelgeuse actually has a magnetic field, since such a field is unobserved. However, one may conclude that it seems possible that late-type giant stars such as Betelgeuse can indeed have presently undetected magnetic fields. These magnetic fields are likely to be close to or stronger than equipartition; they may be difficult to detect directly, due to the relatively small filling factors of the strong fields, but even the moderately strong fields may have influence on their immediate surroundings through altered dust, wind and mass-loss properties.

The formation of dust in the presence of a magnetic field will be the subject of a subsequent paper along the lines presented here: the “Pencil Code” has recently been augmented with modules for radiation and dust modeling.

The dynamos of the late-type giant studied here may be characterized as belonging to the class called “local small-scale dynamos” another example of which is the proposed dynamo action in the solar photosphere that is sometimes claimed to be responsible for the formation of small-scale flux tubes (cf. Cattaneo 1999). However, in the case of Betelgeuse this designation is less meaningful since the generated magnetic field is both global and large-scale, but because of the slow rotation, no large-scale solar-like toroidal field is formed.

It is interesting to note that very recently Lobel et al. (2004) published spatially resolved spectra of the upper chromosphere and dust envelope of Betelgeuse. Based on various emission lines they provide evidence for the presence of warm chromospheric plasma away from the star at around  $40 R$ . The spectra reveal that Betelgeuse’s upper chromosphere extends far beyond the circumstellar envelope. They compute that temperatures of the warm chromospheric gas exceed  $2600$  K. The presence of a hot chromosphere lead this author to speculate on the possible connection to coronal heating in the Sun, which is likely to be magnetic in origin and caused by flux braiding motions in the solar photosphere (cf. Gudiksen & Nordlund 2002): it remains to be proven whether a similar process could be operating in late-type giant stars.

*Acknowledgements.* This work was supported by the Danish Natural Science Research Council. Access to computational resources granted by the Danish Center for Scientific Computing in particular the Horseshoe cluster at Odense University.

#### References

- Archontis, V., Dorch, S.B.F., and Nordlund, Å. 2003a, *A&A*, 397, 393
- Archontis, V., Dorch, S.B.F., and Nordlund, Å. 2003b, *A&A*, 410, 759
- Ayres, T.R., Brown, A., and Harper, G.M. 2003, *ApJ*, 598, 610
- Blackman, E.G., Frank, A., Markiel, J.A., Thomas, J.H. and Van Horn, H.M. 2001, *Nature* 409, 485
- Brandenburg, A. and Dobler, W. 2002, *Comp. Phys. Comm.* 147, 471
- Cattaneo, F. 1999, *ApJ*, 515, L39
- Childress, S. and Gilbert, A. 1995, *Stretch, Twist, Fold: The Fast Dynamo*, Springer
- Dobler, W., Haugen, N. E. L., Yousef, T. A., and Brandenburg, A. 2003, *Phys. Rev. E* 68, 026304, 1
- Dorch, S.B.F. 2000, *Physica Scripta*, 61, 717
- Dorch, S.B.F. and Freytag, B. 2002, IAU colloquium 188, ESA SP-505, paper A12 on CDROM
- Freytag, B., Steffen, M., and Dorch, S.B.F. 2002, *Astron. Nachr.*, 323, 213
- Gray, D.F. 2000, *ApJ*, 535, 487
- Gray, M.D., Humphreys, E.M.L. and Yates, J.A. 1999, *MNRAS*, 304, 906
- Gudiksen, B. and Nordlund, Å. 2002, *ApJ*, 572, L113

- Haugen, N. E. L., Brandenburg, A., and Dobler, W. 2003, *Astrophys. J. Lett.* 597, L141
- Hünch, M., Schimtt, J.H.M.M., Schröder, K.-P., and Zickgraf, F.-J. 1998, *A&A*, 330, 225
- Lim, J., Carilli, C.L., White, S.M., Beasley, A.J., and Marson, R.G. 1998, *Nature*, 392, L575
- Lobel, A., Aufdenberg, J., Dupree, A.K., Kurucz, R.L., Stefanik, R.P. and Torres, G. 2004, in IAU symposium 219, ASP, <http://arxiv.org/abs/astro-ph/0312076>, in press
- Maron, J. and Blackman, E.G. 2002, *ApJ*, 566, L41
- Schrijver, C. and Zwaan, C. 2000, *Solar and Stellar Magnetic Activity*, CAPS, 34, Cambridge
- Sivagnanam, P. 2004, *MNRAS* 347, 1084
- Soker, N. 2002, *MNRAS* 336, 826
- Soker, N. and Kastner J. 2003, *ApJ* 592, 498
- Soker, N. and Zoabi, E. 2002, *MNRAS* 329, 204
- Vlemmings, W.H.T., van Langevelde, H.J., Diamond, P.J., Habing, H.J. and Schilizzi, R.T. 2003, *A&A* 407, 213