

Predicted rotation signatures in MHD disc winds and comparison to DG Tau observations

N. Pesenti¹, C. Dougados¹, S. Cabrit², J. Ferreira¹, F. Casse³, P. Garcia⁴, D. O'Brien⁴

¹ Laboratoire d'Astrophysique UMR 5571, Observatoire de Grenoble BP 53, 38041 Grenoble Cedex-9, France
e-mail: Nicolas.Pesenti@obs.ujf-grenoble.fr

² LERMA, UMR 8112, Observatoire de Paris, 61 avenue de l'Observatoire 75014 Paris France

³ Institute for Plasma Physics Rijnhuizen, P.O. Box 1207, 3430 BE Nieuwegein

⁴ Centro de Astrofísica da Universidade do Porto, Rua das Estrelas, 4150-762 Porto, Portugal

Received soon ; accepted thereafter

Abstract. Motivated by the first detections of rotation signatures in the DG Tau jet (Bacciotti et al. 2002), we examine possible biases affecting the relation between detected rotation signatures and true azimuthal velocity for self-similar MHD disc winds, taking into account projection, convolution as well as excitation gradients effects. We find that computed velocity shifts are systematically smaller than the true underlying rotation curve. When outer slower streamlines dominate the emission, we predict observed shifts increasing with transverse distance to the jet axis, opposite to the true rotation profile. Determination of the full transverse rotation profile thus requires high angular resolution observations (< 5 AU) on an object with dominant inner faster streamlines. Comparison of our predictions with HST/STIS observations of DG Tau clearly shows that self-similar, *warm* MHD disc wind models with $\lambda = 13$ and an outer radius of the disc ≈ 3 AU are able to reproduce detected velocity shifts, while *cold* disc wind models ($\lambda > 50$) are ruled out for the medium-velocity component in the DG Tau jet.

Key words. ISM: jets and outflow – stars: formation – ISM: individual objects: DG Tau

1. Introduction

It is now widely accepted that a large scale magnetic field is responsible for both the acceleration and collimation of jets around young accreting stars. However, the exact launching zone (stellar surface, disc truncation radius or wide range of disc radii) remains subject to debate. So far, studies aimed at constraining proposed ejection models have concentrated on the jet collimation, poloidal velocities, and excitation conditions (Dougados et al. 2000, Lavalley-Fouquet et al. 2000, Bacciotti et al. 2000, Woitas et al. 2002).

The detection of rotation signatures in the DG Tau jet has recently opened new prospects to constrain MHD ejection models (Bacciotti et al. 2002). In particular, approximate launching radii ≈ 0.3 – 3 AU were inferred in DG Tau, indicative of a disc wind (Anderson et al. 2003). In this Letter, we investigate two classes of self-similar disc wind models (Sect. 2) and analyse in detail the biases introduced in their observed rotation signatures by projection, beam dilution and emissivity gradients within the jet (Sect. 3). Implications for a proper interpretation of the DG Tau observations are discussed in Sect. 4.

2. Disc wind models

We concentrate our study on two classes of steady, self-similar MHD keplerian accretion discs driving jets. They are mainly characterized by 3 nondimensional free parameters (see Cabrit et al. 1999): $\epsilon = h/R_0 \approx 0.1$, where h is the disc scale height at the disc radius R_0 , $\alpha_m \approx 1$, related to the magnetic diffusivity parameter, and $\xi \equiv d(\log \dot{M}_{acc})/d(\log R)$, which controls the mass loading onto field lines. In these solutions, ξ is related to the magnetic lever arm $\lambda \approx (R_A/R_0)^2$ (R_A is the cylindrical radius at the Alfvén surface) by the relation $\lambda = 1 + 1/(2\xi)$ (Casse & Ferreira 2000a) and therefore λ does not vary with R_0 . Ferreira (1997) obtained *cold* solutions powered by the Lorentz force only, i.e. where enthalpy is negligible (resulting in typical λ values ≈ 50). Detailed comparison with recent observations showed that these solutions reproduce the collimation properties of T Tauri microjets (Dougados et al. 2000), but give excessive terminal poloidal velocities (Garcia et al. 2001b). More recently, Casse & Ferreira (2000b) computed *warm* disc wind solutions where entropy is injected at the flow base allowing for larger mass loads ($\lambda \approx 10$) hence lower asymptotic velocities. In the following, we adopt a *cold* solution with $\lambda = 50$ and a *warm* solution with $\lambda = 13$. Dimensional scaling parameters are set as follows: the inner and outer radii of the disc involved in the ejection process are $R_i = 0.07$ AU (typical corotation radius for a T Tauri star) and $R_e = 1$ AU (where molecules are

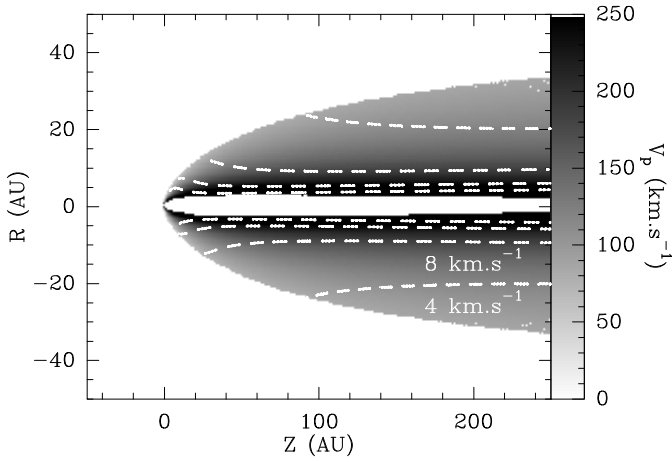


Fig. 1. Velocity components (V_p, V_ϕ) in the (R, Z) plane for the *warm* solution ($\lambda = 13$). **Dashed lines:** V_ϕ varying from 4 to 16 km s^{-1} by steps of 4 km s^{-1} . **Greyscale:** V_p .

supposed to start to form), the accretion rate through the disc $\dot{M}_{\text{acc}} = 10^{-6} M_\odot \text{yr}^{-1}$ and the central stellar mass $M_\star = 0.5 M_\odot$. The ejection efficiency ($2\dot{M}_{\text{jet}}/\dot{M}_{\text{acc}} = \xi \times \ln R_e/R_i$) is then 3% for the *cold* solution and 10% for the *warm* one.

Asymptotic toroidal velocities in MHD disc winds depend mainly on the magnetic lever arm λ and R_0 . In Fig. 1, we show poloidal and toroidal velocities in the (R, Z) plane for the *warm* solution. The *cold* solution shows a similar map with predicted toroidal and poloidal velocities larger by a factor 2. For a given streamline, V_ϕ rapidly decreases with distance Z along the jet until the maximum expansion radius is reached (at $Z/R = 25$ and 20 for the *cold* and *warm* solutions respectively).

To calculate predicted rotation signatures for the above models, we constructed synthetic long-slit spectra perpendicular to the jet axis (transverse PV diagrams) and convolved them by a two-dimensional Gaussian beam to simulate the instrumental spatial and spectral resolutions. The effect of rotation is to induce a “tilt” in transverse PV diagrams (dashed lines, Fig. 2a). We then get a synthetic velocity shift V_{shift} by cross-correlating extracted velocity spectra at symmetric positions with respect to the jet axis (Fig. 2b,c). Our computations show that V_{shift} values are only weakly dependent on the adopted spectral resolution, provided line profiles are well sampled. We will use here the a velocity resolution of 50 km s^{-1} , which is accessible to current imaging spectrographs, and smaller than line profile widths. We adopt a typical inclination of $i = 45^\circ$ with respect to the line of sight (Pyo et al. 2003) and consider transverse PV diagrams at $Z_{\text{proj}} = 50\text{--}60 \text{ AU}$.

We will use the [O I] $\lambda 6300$ line, the effect of a tracer with lower critical density being discussed later. We explore spatial resolution effects by varying the beam size (FWHM) between 1 AU and 14 AU. To calculate line emissivities in the *cold* solution, we use the thermal and ionization structure computed *a posteriori* by Garcia et al. (2001a) with ambipolar diffusion heating. The resulting T_e is roughly constant ($T_e \sim 10^4 \text{ K}$) and the ionization stratification is close to a $x_e \propto 1/R_0$ law.

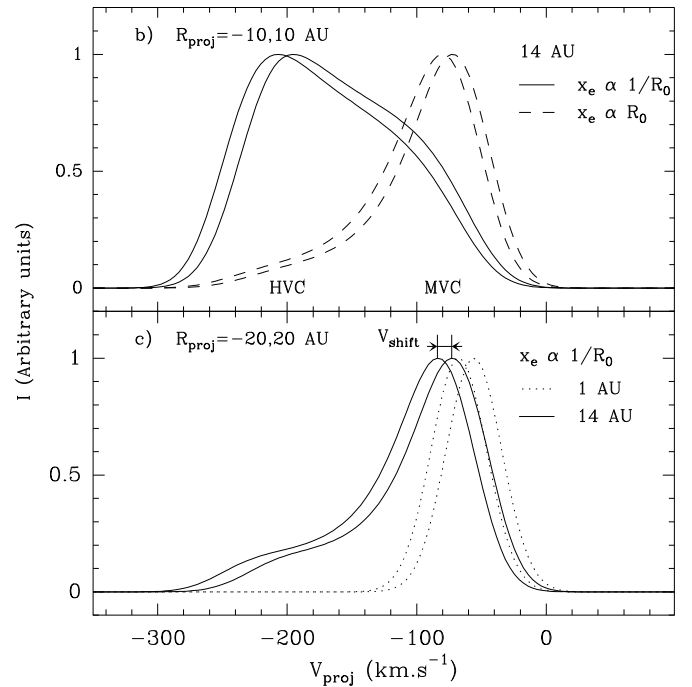
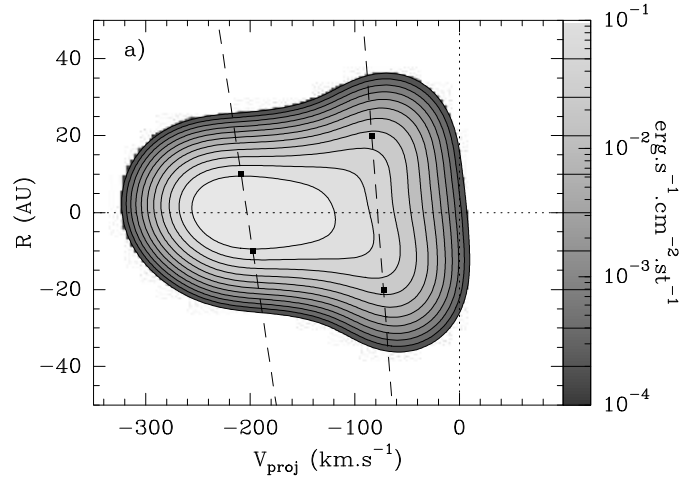


Fig. 2. a) Synthetic transverse Position-Velocity (PV) diagram for the *warm* solution (integrated over $Z_{\text{proj}} = 50\text{--}60 \text{ AU}$) in the [O I] $\lambda 6300$ line, convolved with a $14 \text{ AU} \times 50 \text{ km s}^{-1}$ beam. $i = 45^\circ$ and $x_e = 0.1 \times (0.1 \text{ AU}/R_0)$. Dashed lines are indicative of peak velocity shifts at 10 and 20 AU from the jet axis. **b)** Velocity profiles extracted from PV diagrams at $R_{\text{proj}} = \pm 10 \text{ AU}$, convolved with a spatial beam of 14 AU for $x_e = 0.1 \times (0.1 \text{ AU}/R_0)$ (solid lines) and $x_e = 0.1 \times (R_0/1 \text{ AU})$ (dashed lines), **c)** and at $R_{\text{proj}} = \pm 20 \text{ AU}$, with spatial beams of 1 (dotted) and 14 AU (solid) for $x_e = 0.1 \times (0.1 \text{ AU}/R_0)$.

This gives line profiles with a strong high velocity component (HVC), originating from the inner faster streamlines (Garcia et al. 2001b). In the case of the *warm* solution, where the full thermal solution is not yet available, we keep $T_e = 10^4 \text{ K}$ and we explore two extreme ionization fraction laws: one similar to the *cold* solution, $x_e = 0.1 \times (0.1 \text{ AU}/R_0)$, where the HVC dominates (solid curves in Fig. 2b), and one with $x_e =$

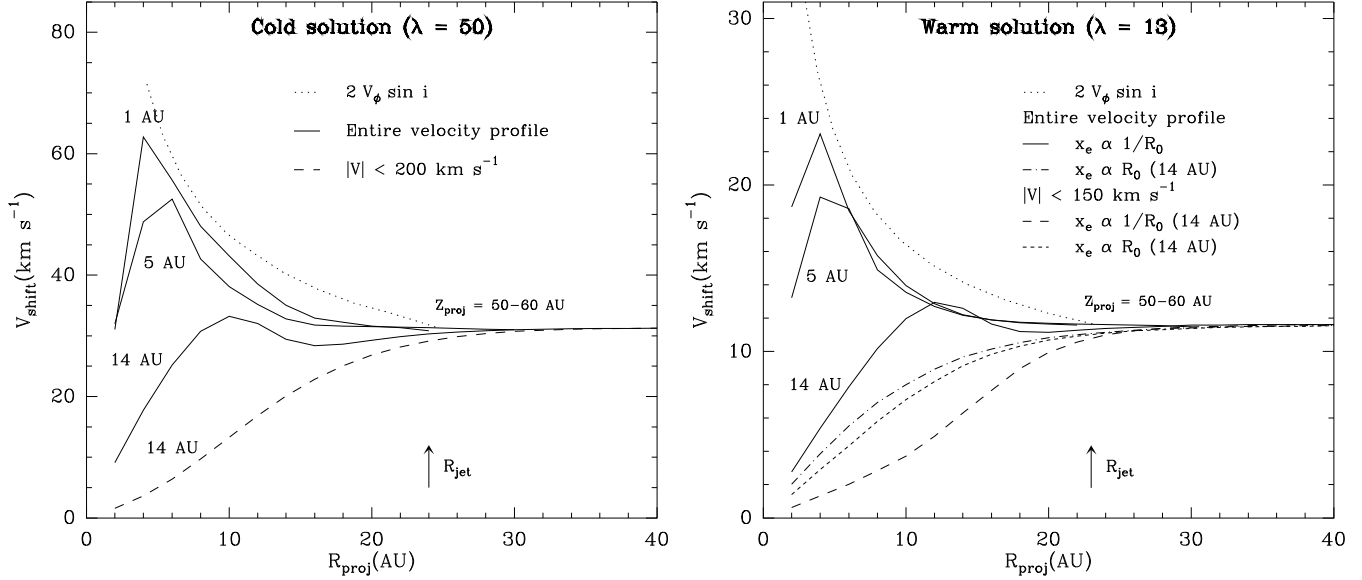


Fig. 3. Velocity shifts predicted by the disc wind models as a function of projected transverse radius R_{proj} . **Left:** *cold* solution with the thermal structure of Garcia et al. (2001a). **Right:** *warm* solution with two ionization fraction laws (see Sect. 2 for more details). V_{shift} are obtained by cross-correlating [O I] $\lambda 6300$ line profiles at $\pm R_{\text{proj}}$, extracted from a transverse PV diagram at $Z_{\text{proj}} = 50\text{--}60$ AU. **Solid and dash-dotted lines:** V_{shift} computed using the entire velocity profile, **short-dashed and long-dashed lines:** or restricting to the MVC. **Dotted lines** show the projected underlying true azimuthal profile extracted from the corresponding wind solution. R_{jet} is the outermost jet radius (for $R_e = 1$ AU).

$0.1 \times (R_0/1\text{AU})$, where emission from outer slower streamlines is enhanced, and the profile is dominated by a medium velocity component (MVC, dashed curves, Fig. 2b). The latter case reproduces better observed line profiles in the DG Tau jet (see Bacciotti et al. 2002), and allows us to investigate the effect of various emissivity gradients in the jet on the observed V_{shift} .

3. Detailed analysis of disc wind predictions

We first discuss V_{shift} values obtained by cross-correlation over the entire velocity profile, plotted in Fig. 3. We also plot for comparison as a dotted curve the projected azimuthal velocity profile ($V_{\text{shift}}^{\text{theo}}(R) = 2 \times V_{\phi}(R) \times \sin i$) extracted from the corresponding wind solution at the same Z_{proj} . We find that measured velocity shifts always underestimate the true rotation profile, especially at small transverse distances from the jet axis. This underestimate comes from the integration of the flow along the line of sight, combined with projection effects: At a given radius R_{proj} from the jet axis, the line of sight intersects a range of flow surfaces with true cylindrical radii $R > R_{\text{proj}}$. Due to the Keplerian law, they rotate more slowly than $V_{\phi}(R_{\text{proj}})$. In addition, these outer surfaces are not tangent to the line of sight and their projected rotation speed is $\sin i \times V_{\phi}(R) \times \sin \phi$ with $\sin \phi = R_{\text{proj}}/R$ introducing an additional reduction factor. However, the exact amount by which the rotation profile is underestimated by these projection effects critically depends on excitation gradients and beam dilution, as we now discuss.

We first consider the case where inner streamlines (HVC) dominate line profiles, which is illustrated by the *cold* solution and the *warm* solution with $x_e \propto 1/R_0$ (solid curves, Fig. 3). A

given beam tends to decrease V_{shift} at projected radii below the beam diameter (see 14 AU beam, Fig. 3) because of cancellation effects between opposite sides of the jet. When R_{proj} varies from the beam diameter to the jet outer radius R_{jet} , each profile is dominated by the surface at $R = R_{\text{proj}}$ and the discrepancy from the theoretical value is small. Only at radii smaller than the central hole radius R_{hole} (4 AU for both solutions), V_{shift} tend to zero as $R_{\text{proj}}/R_{\text{hole}}$, due to the above projection effect.

We examine now the case where outer streamlines (MVC) dominate line profiles, which is illustrated by the *warm* solution with $x_e \propto R_0$ (dash-dotted curves, Fig. 3). Line profiles at R_{proj} are now strongly contaminated by surfaces with true radii $R > R_{\text{proj}}$, so that V_{shift} lies significantly below $V_{\text{shift}}^{\text{theo}}$ (a factor 2 at 10 AU), regardless of beam size. Only V_{shift} measured at projected distances on the order of R_{jet} fit correctly $V_{\text{shift}}^{\text{theo}}$, the projection factor R_{proj}/R being then ~ 1 .

Finally, when cross correlation is made on the MVC only (long-dashed and short-dashed curves, Fig. 3), V_{shift} is even lower and varies almost as $R_{\text{proj}}/R_{\text{jet}}$. This can be understood by considering that cross-correlation on the MVC is sensitive only to a narrow range of outer streamlines at $R \sim R_{\text{jet}}$. Beam smearing and excitation gradients have little effect because this region is far from the jet axis and has roughly homogeneous excitation conditions.

We have verified that the above results remain valid over a broad region of the parameter space. Variation of M_{\star} , R_i and R_e only introduces scaling factors ($V \propto \sqrt{M_{\star}/R_0}$), R_{hole} and R_{jet} being about proportional to R_i and R_e respectively. V_{shift} obtained from a solution with $\lambda = 8$ have the same biases as those described above, suggesting that our results also do not depend

critically on the detailed disc wind model. The only other parameter of significant influence on the predicted V_{shift} is the electronic density to critical density ratio ($N_e/N_{\text{cr}} = N_{\text{H}}x_e/N_{\text{cr}}$ with N_{H} , the total density) for a given line. If $N_e/N_{\text{cr}} > 1$ in the central parts of the jet, either because the accretion rate is increased ($\dot{M}_{\text{acc}} \propto N_{\text{H}}$) or a tracer with low N_{cr} (such as [S II] $\lambda 6731$) is used, the emissivity saturates and V_{shift} becomes significantly lower than $V_{\text{shift}}^{\text{theo}}$ (though not as much as for MVC-dominated profiles). A ratio $N_e/N_{\text{cr}} < 1$ in the inner part of the jet, and thus a tracer with high N_{cr} , is needed to retrieve the shape of V_{shift} curves shown in Fig. 3 in the HVC-dominated case for high accretion rates.

4. Comparison with DG Tau observations

We compare here our predictions with observations of DG Tau carried out by Bacciotti et al. (2002) with HST/STIS. V_{shift} were obtained from the MVC by cross-correlation techniques similar to the one described in Sect. 2. In Fig. 4, we plot observed V_{shift} (symbols) and predictions for both disc wind models with an equivalent beam size ($0.1'' \times 50 \text{ km s}^{-1}$) and at the same distances (deprojected) from the star. Predicted velocity shifts are plotted in several spectral lines, and are seen to differ by less than 10 %.

We first note that both the *cold* and *warm* solutions reproduce well the trend of increased measured V_{shift} with transverse radius in DG Tau. Based on the above study, we interpret this trend as due to projection effects only. Thus, measurements at $R_{\text{proj}} = 10, 20 \text{ AU} < R_{\text{jet}}(Z)$ do not yield direct measures of V_{ϕ} , but only lower limits. Only data points at $R_{\text{proj}} = 30 \text{ AU}$, close to the outer jet radius, would be expected to give true V_{ϕ} .

Second, we note that V_{shift} deduced from the *cold* disc wind model $\approx 30\text{--}40 \text{ km s}^{-1}$ are about by a factor 3–6 too high compared to observed velocity shifts of $6\text{--}15 \text{ km s}^{-1}$. Steady, self-similar *cold* solutions with lower toroidal velocities (lower λ) exist, but terminate too close to the star ($Z/R_0 \leq 10$; Ferreira 1997). This class of solutions is therefore definitely excluded for the MVC in the DG Tau jet. On the other hand, the *warm* disc wind solution with $\lambda = 13$ fit very well observed V_{shift} in the DG Tau jet within instrumental uncertainties, except for the 30 AU datapoints in region I and IV. Far from the jet axis, region I suffer from a poor signal-to-noise ratio, while region IV may be contaminated by non-axisymmetric structures in the external medium and/or bowshocks, similar to those at larger scale (Lavalley-Fouquet et al. 2000).

Although the difference in V_{shift} between $R_e = 1$ and 3 AU is less than 25 %, we note that the latter R_e value is essential for reproducing observed centroid velocities $\approx 50 \text{ km s}^{-1}$ of the MVC in DG Tau ($\approx 80 \text{ km s}^{-1}$ would be found for $R_e = 1 \text{ AU}$; see Fig. 2b). This value is consistent with results of the diagnostic method of disc wind launching radii proposed by Anderson et al. (2003). However, launching radii $R_0 = 0.3\text{--}1 \text{ AU}$ deduced with this method from the underestimated azimuthal velocities at $R_{\text{proj}} = 10, 20 \text{ AU}$, are only lower limits. Observations with a spatial beam $< 5 \text{ AU}$ and high-density tracers for ionized gas, favouring HVC-dominated line profiles, would allow to derive the full transverse velocity profile ($\propto 1/\sqrt{R}$), and also more constraints on λ , R_i and R_e . Such a resolution is currently

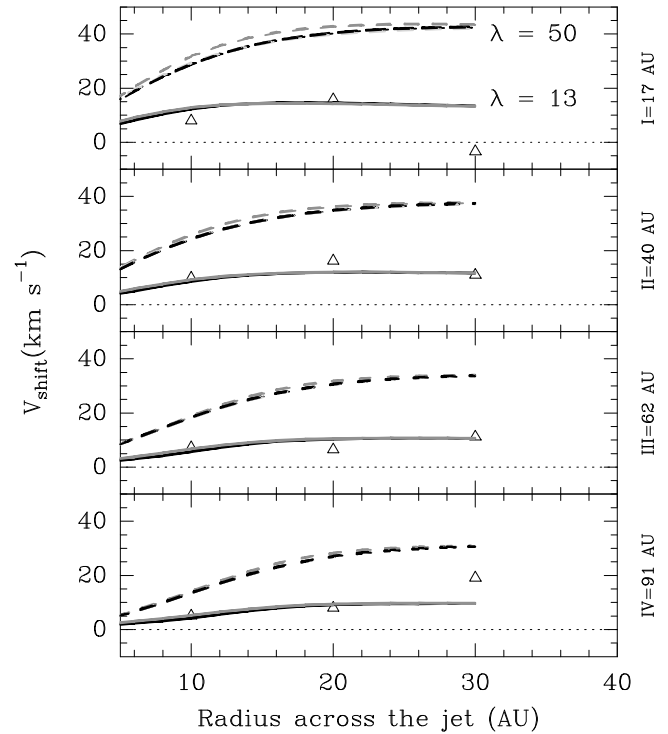


Fig. 4. Velocity shifts as a function of radius at four deprojected distances from the star, 17 to 91 AU, obtained by cross-correlation over the MVC. **Symbols:** DG Tau observations (Bacciotti et al. 2002). **Curves:** Predictions for the *cold* (dashed; $R_e = 1 \text{ AU}$) and *warm* (solid; $R_e = 3 \text{ AU}$) disc wind solutions in [S II] $\lambda 6731$ (light grey), [O I] $\lambda 6300$ (dark grey) and [Fe II] $1.644 \mu\text{m}$ (black), computed with the estimated inclination angle of DG Tau jet (45° ; Pyo et al. 2003) and with the beam size of HST/STIS ($0.1'' \times 50 \text{ km s}^{-1}$).

achievable in the UV domain with HST/STIS and in the near-IR domain with the new generation of adaptive optics system operating on 8m class telescopes such as NACO on the VLT.

Acknowledgements. We would like to thank the referee, F. Bacciotti, for her very helpful comments.

References

- Anderson, J. M., Li, Z., Krasnopolsky, R., & Blandford, R. D. 2003, ApJ, 590, L107
- Bacciotti, F., Mundt, R., Ray, T. P., et al. 2000, ApJ, 537, L49
- Bacciotti, F., Ray T. P., Mundt R., Eisloffel, & Solf, J. 2002, ApJ, 576, 222
- Cabrit S., Ferreira, J., & Raga, A. C. 1999, A&A, 343, L61
- Casse, F., & Ferreira, J. 2000, A&A, 353, 1115
- Casse, F., & Ferreira, J. 2000, A&A, 361, 1178
- Dougados, C., Cabrit, S., Lavalley, C. & Ménard, F. 2000, A&A, 357, L61
- Ferreira, J. 1997, A&A, 319, 340
- Garcia, P. J. V., Ferreira, J., Cabrit, S., & Binette, L. 2001a, A&A, 377, 589
- Garcia, P. J. V., Cabrit, S., Ferreira, J., & Binette, L. 2001b, A&A, 377, 609

- Lavalley-Fouquet, C., Cabrit, S., & Dougados, C. 2000, *A&A*, 356, L41
- Pyo, T. -S., Kobayashi, N., Hayashi, M., et al. 2003, *ApJ*, 590, 340
- Woitat, J., Ray, T. P., Bacciotti, F., Davis, C. J., & Eisloffel, J. 2002, *ApJ*, 580, 336