

Mass-to-Light ratio, Initial Mass Function and chemical evolution in disc galaxies

L. Portinari¹, J. Sommer-Larsen¹, R. Tantalò²

¹ Theoretical Astrophysics Center, Juliane Maries Vej 30, DK-2100 Copenhagen Ø, Denmark

² Dipartimento di Astronomia, Università di Padova, Vicolo dell'Osservatorio 2, I-35122 Padova, Italy
 e-mail: lportina, jslarsen@tac.dk; tantalo@pd.astro.it

Abstract

Cosmological simulations of disc galaxy formation, when compared to the observed Tully–Fisher relation, suggest a low Mass-to-Light (M/L) ratio for the stellar component in spirals. We show that a number of “bottom-light” Initial Mass Functions (IMFs) suggested independently in literature, do imply M/L ratios as low as required, at least for late type spirals (Sbc/Sc). However the typical M/L ratio, and correspondingly the zero-point of the Tully–Fisher relation, is expected to vary considerably with Hubble type.

Bottom-light IMFs tend to have a metal production in excess of what is typically estimated for spiral galaxies. Suitable tuning of the IMF slope and mass limits, post-supernova fallback of metals onto black holes or metal outflows must then be invoked, to reproduce the observed chemical properties of disc galaxies.

Keywords: Galaxies: spirals, chemical and photometric evolution; stars: Initial Mass Function

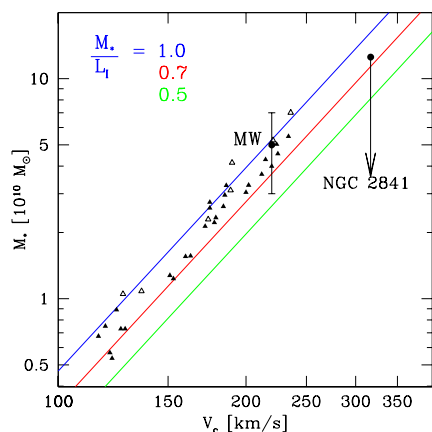


Figure 1: Straight lines: observed Tully–Fisher relation for Sbc–Sc disc galaxies (Dale et al. 1999; $h=0.7$ adopted here), for different assumptions about the stellar M/L_I ratio. Triangles: simulated galaxies by Sommer–Larsen et al. (2003). Also shown is the location of the Milky Way and NGC 2841.

1 Introduction

Recent N-body+SPH cosmological simulations of the formation of disc galaxies reproduce the observed Tully–Fisher (TF) relation (Dale et al. 1999), provided the mass-to-light (M/L) ratio of the stellar component is rather low, $M/L_I=0.7-1$ in the I-band (Sommer-Larsen & Dolgov 2001; Sommer-Larsen et al. 2003; Fig. 1). The location of the simulated galaxies in the (M_*, V_c) plane of Fig. 1 is quite independent of the adopted Initial Mass Function (IMF) or feedback efficiency: the baryonic mass that cools out to form a galactic disc and its resulting circular velocity correlate so that data points tend to move along the TF relation, hardly affecting the zero-point (Navarro & Steinmetz 2000ab). However, the IMF is crucial for the M/L ratio, to translate the stellar masses M_* to luminosities and compare the simulated TF relation to the empirical one.

Although the zero-point of the simulated TF may change with the concentration of the dark matter halos, and hence with the normalization of the power spectrum σ_8 (Navarro & Steinmetz 2000ab; Eke et al. 2001), many other arguments support a low stellar M/L ratio in spiral galaxies:

The stellar mass of the Milky Way is $M_* \sim 5 \times 10^{10} M_\odot$; to lie on the observed TF relation as other spirals, its M/L_I must be $\lesssim 1$ (Sommer-Larsen & Dolgov 2001; Fig. 1). A low $M/L_I < 0.8$ is also derived for the massive Sb galaxy NGC 2841, when compared to the observed TF relation (Portinari et al. 2004a, hereinafter PST; Fig. 1).

Based on bar instability arguments, Efstathiou et al. (1982) suggest an upper limit of $M/L_B \leq 1.5 h$ for discs, i.e. $M/L_B \lesssim 1$ for $h=0.7$. (h indicates the Hubble constant H_0 in units of $100 \text{ km sec}^{-1} \text{ Mpc}^{-1}$).

The stellar M/L ratio is related to the issue as to whether discs are maximal or sub-maximal, i.e. as to whether they dominate or not the dynamics and rotation curves in the inner galactic regions. Even in the case of maximal stellar discs, lower M/L ratios for the stellar component are required, than those predicted by the Salpeter IMF (Bell & de Jong 2001). And it is still much debated whether discs are maximal or sub-maximal; for his favoured sub-maximal disc model, Bottema (2002) finds $M/L_I \sim 0.82$.

Finally, two recent dynamical studies of individual spiral galaxies yield $M/L \sim 1$ in the B, V and I band for the Sc galaxy NGC 4414 (Vallejo et al. 2002) and $M/L_I=1.1$ for the disc of the Sab spiral 2237+0305, Huchra’s lens (Trott & Webster 2002).

In this paper we discuss if M/L ratios so low are compatible with our understanding of stellar populations and chemical evolution in disc galaxies. We also address the effects of different star formation histories on the TF relation for different Hubble types.

2 Star Formation History and Initial Mass Function

The M/L ratio of the stellar component of a galaxy (including both living stars and remnants) depends on the stellar

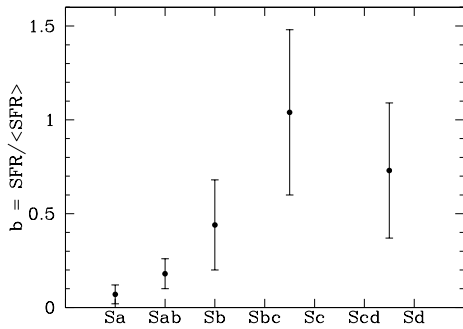


Figure 2: Mean b -parameter as a function of Hubble type. Data from Sommer–Larsen et al. (2003).

Initial Mass Function (IMF) and on the star formation history (SFH) of the system.

The SFH of a disc galaxy is related to its Hubble type: Kennicutt et al. (1994) demonstrated that the sequence of spiral types is in fact a sequence of different SFHs in the discs, as traced by the birthrate parameter

$$b = \frac{SFR}{\langle SFR \rangle}$$

or the ratio between the present and the past average star formation rate (SFR); see Fig. 2. Our reference TF relation by Dale et al. (1999) in Fig. 1 is representative for Sbc–Sc spirals (Giovanelli et al. 1997). Kennicutt et al. find that Sbc–Sc discs correspond to $b=0.8$ –1, hence we will concentrate our discussion on objects with SFHs corresponding to these values for b .

As to the IMF, a standard Salpeter slope extended over the mass range $[0.1$ – $100] M_{\odot}$ certainly yields much higher M/L ratios than those mentioned in the introduction (Fig. 4, top left). There is however plenty of observational evidence that the IMF flattens below $\sim 1 M_{\odot}$, possibly with a turn-over at low masses, and hence is “bottom-light” with respect to the Salpeter IMF.

We considered the following IMFs: the **Salpeter** (1955) IMF; the **Kroupa** (1998) IMF, derived from field stars in the Solar Neighbourhood; the **Kennicutt** IMF, derived from the global properties of spiral galaxies (Kennicutt et al. 1994); the **Larson** (1998) IMF, with an exponential cut-off at low masses as favoured by recent determinations of the local IMF down to the sub-dwarf regime (Chabrier 2001, 2002); a **modified Larson** IMF, with the same peak mass but a steeper slope at high masses, in accordance with local determinations (Scalo 1986); the **Chabrier** (2001, 2002) IMF, derived from low mass stars and brown dwarfs in the local field. With respect to Salpeter, all the other IMFs are “bottom-light” (Fig. 3).

3 Results from simple models

We will focus on the M/L ratio in the I-band, which is an excellent optical tracer of stellar mass, because the I-band luminosity is less sensitive to recent sporadic star formation and to corrections for dust extinction than bluer bands. Besides, the M/L ratio of Single Stellar Populations (SSPs) in the I-band is less metallicity dependent than in other

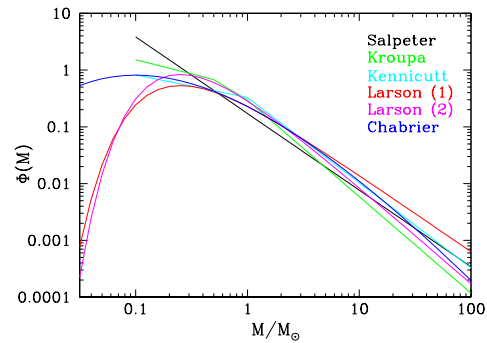


Figure 3: Comparison between the Salpeter IMF and the “bottom-light” IMFs considered in this paper, all normalized to the same total integrated mass of $1 M_{\odot}$.

bands, and it is less sensitive to the specific treatment of the AGB phase than redder, NIR bands (PST).

We computed SSPs based on the latest Padua isochrones (Girardi et al. 2002), for the different IMFs in §2. These are to be convolved with suitable SFHs. We generated a set of SFHs characterized by different values of the b -parameter, by adopting an exponentially decaying $SFR \propto e^{-\frac{t}{\tau}}$ with different decaying rates. SSP metallicities around solar can be considered typical for spiral galaxies. The resulting M/L ratio of the global stellar population (including remnants) as a function of the b -parameter is displayed in Fig. 4, for the different IMFs. The range $0.8 \leq b \leq 1$ is representative of Sbc–Sc spirals. The red shaded area indicates the range in $M/L=0.7$ –1 suggested in §1.

Fig. 4 shows that bottom-light IMFs can in fact yield $M/L_I < 1$ for late-type spirals, though one probably needs slightly “lighter” IMFs than the local Kroupa one.

4 Offsets of the TF relation with Hubble type

From Fig. 4, the stellar M/L ratio is expected to vary with Hubble type due to the differences in SFH parameterized by b . This effect implies systematic offsets with Hubble type of the luminosity zero-point of the TF relation (Rubin et al. 1985; Giovanelli et al. 1997; Kannappan et al. 2002).

Fig. 5 shows the M/L ratio as a function of b , normalized to the value corresponding to $b=1$. The scale on the right axis indicates the corresponding shift in magnitude. With respect to Sbc/Sc spirals, we predict a systematic offset of 0.3–0.4 mag for Sb’s ($b \sim 0.35$) and of 0.6–0.8 mag for Sa/Sab’s ($b \sim 0.1$), as a result of the different characteristic SFHs. These offsets are only slightly reduced when bulges are added to discs in the computation of the total M/L ratios of galaxies (PST). The offsets we predict are larger than the empirical ones found by Giovanelli et al. (1997): 0.1 mag for Sb spirals and 0.32 mag for earlier types. However, the extent of the observed offsets in the TF relation is still a matter of debate: for instance, the larger offsets found by Kannappan et al. (2002) in the R-band, 0.76 mag for Sa’s, are in good agreement with our predictions.

The characteristic SFH of a galaxy is traced by its colours, so that the offsets in M/L ratio due to different SFHs can be corrected for, by applying suitable M/L vs. colour relations (Bell & de Jong 2001; PST).

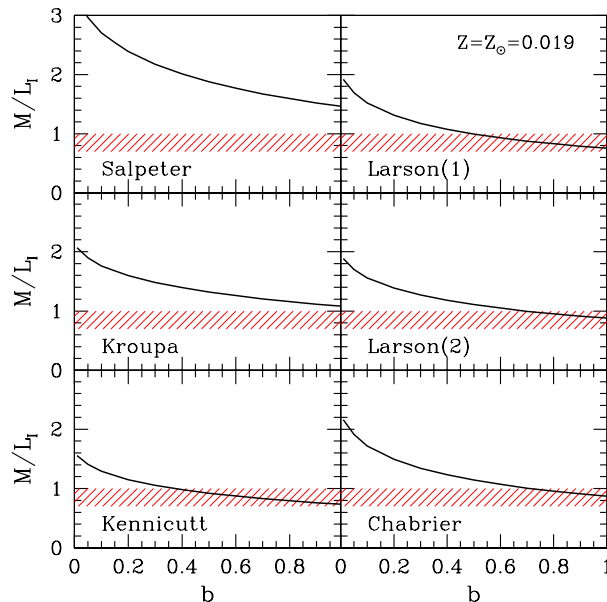


Figure 4: I-band M/L ratio at varying b -parameter of the SFH, for different IMFs. The red shaded area marks the range $M/L_I=0.7-1$ favoured by observations for Sbc–Sc discs (corresponding to $b=0.8-1$).

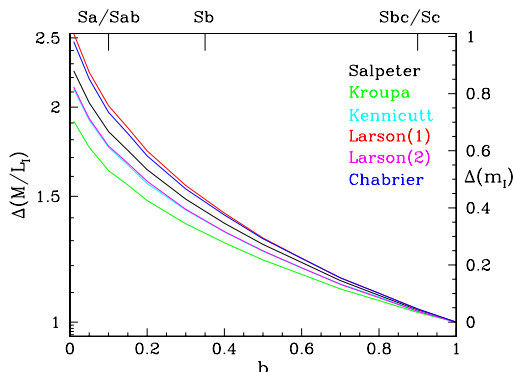


Figure 5: Relative M/L ratio normalized to the value corresponding to $b=1$ models.

5 Bottom–light IMFs and chemical evolution

Besides simple models with exponentially declining SFHs, we also computed more realistic, multi-zone chemo-photometric models of galactic discs, including infall, inside–out formation and radially varying star formation efficiency. Chemical evolution is followed with the code by Portinari et al. (1998), Portinari & Chiosi (1999) and the models are calibrated to reproduce the typical metallicity and metallicity gradient of Sbc/Sc discs (PST). Six sets of models have been computed for the six IMFs in §2. The corresponding photometric properties are calculated by convolving the SFH and metal enrichment history of each annulus of the disc, with a grid of SSPs of metallicities between $5 \times 10^{-4} Z_{\odot}$ and $5 Z_{\odot}$ (PST).

For each IMF, the chemo-photometric models confirm the M/L ratios predicted, as a function of b , by the simple models in Fig. 4; see the example for the Kennicutt IMF models in Fig. 6, top panel. The results of §3 are thus

confirmed: the “bottom–light” IMFs considered here imply $M/L_I < 1$ for Sbc/Sc spirals, as required in §1. This conclusion remains valid also when the contribution of the bulge to the global M/L ratio is included (PST).

Chemo-photometric models allow also an insight on the implications of “bottom–light” IMFs for chemical evolution. Some of the IMFs considered (Kennicutt, Larson and Chabrier) are too efficient in metal production to reproduce the observed properties of spirals. In particular, the resulting gas fraction is much larger than the observed $M_{gas}/L_B \sim 0.5 M_{\odot}/L_{\odot}$ (solid dots in Fig. 6, bottom panel). For a given IMF and corresponding metal production, the final gas metallicity predicted by chemical models increases at decreasing gas fraction (Tinsley 1980, Pagel 1997). Our models, calibrated to reproduce the observed metallicities, tend to predict too high gas fractions. Conversely, if they were calibrated to reproduce the observed gas fractions, they would result in too high metallicities.

This excessive metal production is readily understood since the enrichment efficiency of a stellar population, or its “net yield”, is inversely proportional to the mass fraction that remains forever locked in low–mass stars and remnants (Tinsley 1980; Pagel 1997); and for “bottom–light” IMFs the locked–up fraction is small. This effect can be compensated by a steep slope at the high–mass end, which reduces the number of massive stars and the related metal production: the Kroupa or modified–Larson IMFs, for instance, with a steep Scalo slope do not overproduce metals (see PST for details). A steep slope for the integrated field stars IMF is expected, in fact, if stars form in star clusters of finite size even from an intrinsically shallower IMF (Kroupa & Weidner 2003).

For those bottom–light IMFs that do imply an excess in metal production, one way to reconcile models with observations is to tune the upper mass limit of the IMF, again reducing the number of massive stars and related metal

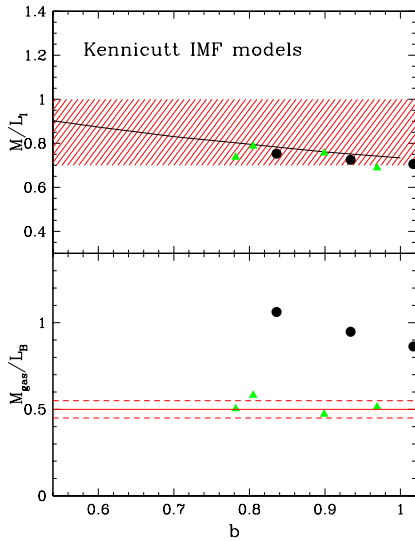


Figure 6: *Top panel:* M/L ratio for chemo-photometric models with the Kennicutt IMF (solid dots); they confirm the prediction from the simple exponential models (black line) and are within the observed range of $M/L_I=0.7-1$ (red shaded area). *Bottom panel:* Predicted gas fractions compared to the observed range, marked by the red dashed lines. Green triangles: models with IMF mass limits tuned between $0.05-0.1 M_\odot$ and $30-35 M_\odot$, rather than the standard mass range $[0.1-100] M_\odot$, to reproduce the observed gas fraction.

production — or equivalently assume that above a certain progenitor mass, the metals produced by a supernova fall back onto a black hole after the explosion. The observed gas fractions can then be matched without altering the stellar M/L ratio significantly (green triangles in Fig. 6).

Alternatively, we need to invoke substantial outflows of metals from disc galaxies into the intergalactic medium, to reconcile the high enrichment efficiency with the observed low gas fractions. This behaviour is reminiscent of that of elliptical galaxies, responsible for the enrichment of the hot gas in clusters.

With “standard” IMFs suited to model the chemical evolution of the Solar Neighbourhood (e.g. the Kroupa IMF) it is impossible to account for the observed metal enrichment in clusters (Portinari et al. 2004b). Possibly, some of the “bottom-light” IMFs advocated here to reproduce low disc M/L ratios, suggest a scenario where the IMF and the enrichment efficiency may be the same in spiral and cluster galaxies, and in both cases much of the metals are dispersed into the intergalactic medium. However, substantial outflows would challenge our understanding of disc galaxy formation: in galactic discs, star formation proceeds at a smooth, non burst-like pace and the observed “fountains” and “chimneys” do not have enough energy to escape the galactic potential; winds are far less plausible than in spheroids. Moreover, strong ongoing stellar feedback and outflows could significantly hamper the dynamical formation of galactic discs from the cool-out of halo gas.

The alternative to major winds from disc galaxies is

that the metal production in spirals is much lower than in galaxy clusters, because of a different IMF (Portinari et al. 2004b). The IMF may change out of Jeans-mass variations with redshift (Moretti et al. 2003 and references therein); or be a universal function within star clusters, but lead statistically to more high-mass stars in massive ellipticals, where in regimes of intense star formation larger star clusters can be formed (Kroupa & Weidner 2003).

Acknowledgments

LP is grateful to the organizers and to Swinburne University for generous hospitality during the GCD-V conference.

References

- Bell E.F. & de Jong R.S., 2001, ApJ 550, 212
 Bottema R., 2002, A&A 388, 809
 Chabrier G., 2001, ApJ 554, 1274
 Chabrier G., 2002, ApJ 567, 304
 Dale D.A., Giovanelli R., Haynes M.P., Campusano L.E. & Hardy E., 1999, AJ 118, 1489
 Efstathiou G., Lake G. & Negroponte J., 1982, MNRAS 199, 1069
 Eke V.R., Navarro J.F. & Steinmetz M., 2001, ApJ 554, 114
 Giovanelli R., Haynes M.P., Herter T. & Vogt N.P., 1997, AJ 113, 53
 Girardi L., Bressan A., Bertelli G., Chiosi C., Groenewegen M.A.T., Marigo P., Salasnich B. & Weiss A., 2002, A&A 391, 195
 Kannappan S.J., Fabricant D.G. & Franx M., 2002, AJ 123, 2358
 Kennicutt R.C., Tamblyn P. & Congdon C.W., 1994, ApJ 435, 22 (KTC94)
 Kroupa P., 1998, in Brown Dwarfs and Extrasolar Planets, eds. R. Rebolo, E.L. Martin and M.R. Zapatero Osorio, ASP Conf. Series vol. 134, p. 483
 Kroupa P. & Weidner C., 2003, ApJ 598, 1076
 Larson R.B., 1998, MNRAS 301, 569
 Moretti A., Portinari L. & Chiosi C., 2003, A&A 408, 431
 Navarro J.F. & Steinmetz M., 2000a, ApJ 528, 607
 Navarro J.F. & Steinmetz M., 2000b, ApJ 538, 477
 Pagel B.E.J., 1997, Nucleosynthesis and Chemical Evolution of Galaxies, Cambridge University Press
 Portinari L. & Chiosi C., 1999, A&A 350, 827
 Portinari L., Chiosi C. & Bressan A., 1998, A&A 334, 505
 Portinari L., Sommer-Larsen J. & Tantalo R., 2004a, MNRAS 347, 691 (PST)
 Portinari L., Moretti A., Chiosi C. & Sommer-Larsen J., 2004b, ApJ in press (astro-ph/0312360)
 Rubin V.C., Burstein D., Ford W.K. & Thonnard N., 1985, ApJ 289, 81
 Salpeter E.E., 1955, ApJ 121, 161
 Scalo J.M., 1986, Fund. Cosmic Phys. 11, 1
 Sommer-Larsen J. & Dolgov A., 2001, ApJ 551, 608
 Sommer-Larsen J., Götz M. & Portinari L., 2003, ApJ 596, 47
 Tinsley B.M., 1980, Fund. Cosmic Phys. 5, 287
 Trott C.M. & Webster R.L., 2002, MNRAS 334, 621
 Vallejo O., Braine J. & Baudry A., 2002, A&A 387, 429