

EXTRAGALACTIC JETS: THE HIGH ENERGY VIEW

F. TAVECCHIO

Osservatorio Astronomico di Brera-Merate, via Bianchi 46, 23807 Merate, Italy
E-mail: tavecchio@merate.mi.astro.it

I review the current knowledge of high-energy emission from extragalactic jets. First I discuss γ -ray emission from blazars, which provides us numerous precious information on the innermost portions of the relativistic jets. I describe the constraints on the dynamics of the jet from the subpc to the pc scale provided by recent VLBI studies of TeV sources, together with the modelling of the emission from the blazar jet. Finally I discuss high energy emission from large scale jets as seen by *Chandra* and I report on the expected gamma-ray emission from large-scale regions of jets.

1 Introduction

The study of relativistic jets has been revitalized in the past 15 years by the discovery of their high-energy emission, which in some cases can extend up to the (multi-)TeV band. EGRET onboard CGRO first discovered (e.g. Von Montigny 1995) that *blazars*, which form the most active class of AGNs, are bright emitters of γ -rays in the MeV-GeV domain. The discovery of such an intense flux of γ -rays definitively confirmed the twenty years old proposal (Blandford & Rees 1978) that the emission from blazars, dominated by a smooth non-thermal continuum from radio to γ -rays, is produced within a relativistic jet, pointing close to the line of sight. Indeed, in order to avoid photon-photon absorption (producing electron-positron pairs), the compactness of the source must be small, condition that directly implies that the emission is beamed (e.g. Maraschi, Ghisellini & Celotti 1992), with values of the Doppler beaming factor $\delta = [\Gamma(1 - \beta \cos \theta)]^{-1}$ (where Γ is the bulk Lorentz factor of the flow, $\beta = v/c$ and θ is the viewing angle) larger than 5-10. The subsequent discovery (possible thanks to the advent of atmospheric Cherenkov telescopes) of bright, strongly variable TeV emission from a handful of blazars (see the recent reviews by Krawczynski 2003 and Costamante 2003), confirmed and strengthened these evidences and initiated renewed efforts devoted to enlarge the number of known TeV sources, especially those located at relatively large distance ($z > 0.1$), since they can be used to probe the poor known infrared background in the 1-20 μm range (e.g. De Jager & Stecker 2002). A recent census reports 6 sources with a firm detection in the TeV band, but in the very near future the TeV family is expected to be greatly enlarged by the already operative new generation of Cherenkov telescopes (e.g. Horan & Weekes 2003).

More recently, the discovery made by *Chandra* of intense X-ray emission from large scale jets (Chartas et al. 2000; Harris & Krawczynski 2001), solicited new intense theoretical work to explain the emission mechanism and the physical condition at these scales. *Chandra* is now routinely discovering many new X-ray jets, both of low-power (FRI; e.g. Worrall et al. 2001) and of high-power (FRII; e.g. Sambruna et al. 2002, Siemiginowska et al. 2002). Most of the models developed to understand the X-ray emission from large-scale jets lead to predict a more or less bright emission in the γ -ray domain: also this kind of sources is then expected

to be detected by the next-generation of high-energy instruments, such as GLAST and the new Cherenkov telescopes.

In the following I give a short review of these topics, with particular attention to the possibilities offered by the upcoming new generation of high-energy instruments. For a more general review see e.g. Maraschi (2003).

2 Blazars

The smooth non-thermal continuum of blazars (e.g. Urry & Padovani 1995), extending from radio to γ -rays, is similar in both Flat Spectrum Radio Quasars (showing luminous, QSO-like emission lines) and BL Lac objects (with weak or even absent emission lines), characterized in the $\nu F(\nu)$ representation by a typical “double humped” shape (e.g. Fossati et al. 1998). Only after the advent of the γ -ray telescope EGRET (onboard the *Compton Gamma-ray Observatory*) about ten years ago (Fichtel et al. 1994, Mukherjee et al. 1997) it was possible for the first time to describe the whole SED of blazars over the entire electromagnetic spectrum (e.g. Von Montigny 1995). Gamma-ray observations showed that, in many cases, the total energetic output of blazars is largely dominated by the high energy component; it was therefore immediately clear that previous studies, based only on observations from the radio to the UV-X-ray bands, lost a determinant part of the blazar phenomenology (and power output). The extremely short variability timescales revealed by EGRET (down to few days) confirmed that the radiation is produced in very compact regions, and provided a strong evidence of the presence of relativistic motion in jets (Von Montigny et al. 1995, Dondi & Ghisellini 1995).

The high degree of polarization (up to 20%) convincingly indicates that the low energy component is produced through synchrotron emission. *Leptonic models* assume that high energy photons are produced through IC scattering of soft photons by the same electron population (or pairs) responsible for the synchrotron emission. In the Synchrotron-Self Compton model (Maraschi et al. 1992; Tavecchio et al. 1998) it is assumed that the soft photon energy density is dominated by the synchrotron photons themselves, while the so-called External Compton models (Dermer & Schlickeiser 1993, Sikora et al. 1994, Sikora et al. 2002) assume that soft photons coming from the external environment (accretion disk, BLR, molecular torus) dominate over the synchrotron contribution. A sort of “mixed” case is considered in the so-called mirror model (Ghisellini and Madau 1996), in which the dominant role is played by the jet synchrotron radiation coming back into the jet after “reflection” by clouds and/or free electrons in the BLR. *Hadronic models*, instead, assume that the high-energy radiation comes from reaction involving highly energetic protons, producing γ -rays either through hadron-hadron collisions or photon-hadron reactions, producing pairs and the subsequent development of a e^+e^- cascade (Mannheim 1993, Mucke et al. 2003). Another alternative (Aharonian 2000) is offered by synchrotron radiation from high-energy protons, coaccelerated with the electrons responsible for the low energy component. In all the different versions of hadronic models the magnetic field must be rather large ($B = 50 - 100$ G). The versions of hadronic models involving cascade have been criticized (e.g. Sikora et al. 2002) because of the difficulty of producing the quite

flat X-ray spectra observed in FSRQ (e.g. Tavecchio et al. 2000a). Another possibly important problem can be identified in the fact that the pair cascade can easily saturate, resulting in a net “degradation” of γ -rays into soft X-rays (e.g. Ghisellini 2003). Therefore, although attractive because of the possibility to also account for the acceleration of UHE cosmic rays, hadronic models seem to face severe problems. Note, however, that even in leptonic models the ultimate source of power must be supplied by protons, since the inferred power content of the electronic (and magnetic) component alone is not sufficient to sustain the total luminosity of the jet, that should be carried by protons (or by a dominant magnetic field, see also below).

An impressive example of the phenomenology of blazars is offered by 3C279, one of the brightest sources in the γ -ray sky (it was the first blazar discovered by EGRET, Hartman et al. 1992) and one of the blazars with the best known SED. In Fig.(1) we report the SED obtained during a multiwavelength campaign taken in 1996 (Wehrle et al. 1998) and 1997. During the 1996 observations 3C279 underwent to a large flare: in less than a week the γ -ray flux increased by one order of magnitude. Simultaneous flares were observed in X-rays, while at lower frequencies the flux appeared much less variable. The data clearly shows the double peaked SED: the synchrotron peak falls around $10^{12} - 10^{13}$ Hz, but the poor knowledge of the IR spectrum does not allow us to determine it with precision (moreover at these wavelength there could be a substantial contribution from the dust of the molecular torus surrounding the central BH, see Haas et al. 1998). The highly variable γ -ray emission (with an amplitude of about 2 order of magnitude from 1991 to the flaring state observed in 1996) peaks just in the EGRET band, at about 1 GeV. The overall spectrum of 3C279 can be successfully reproduced with synchrotron-Inverse Compton emission from a single region (e.g. Hartman et al. 2001, Ballo et al. 2002), including both internal and external seed photons. External photons produced in the BLR could easily dominate the radiation energy density and produce the bulk of the γ -ray emission, while SSC could give a significant contribution in the (soft) X-ray band.

At the opposite extreme in power, Mkn 421 (Fig.1) is the brightest BL Lac object at X-ray and UV wavelengths and the first extragalactic source discovered (by Whipple) at TeV energies (Punch et al. 1992). It is a typical representative of the Highly-peaked BL Lac objects: the quite variable synchrotron component, extending from radio to X-rays, peaks in the soft-medium X-ray range (from 0.1 to 10 keV). The position of the IC bump is less clear, but presumably is around 100 GeV, as indicated by the flat ($\alpha = 0.6 \pm 0.1$; Hartman et al. 1999) spectrum measured by EGRET and the steep (photon index > 2) TeV spectrum (e.g. Aharonian et al. 2002, 2003a). The high-energy component is likely due to SSC, since the optical spectrum shows almost no evidence of thermal components and thus synchrotron photons easily dominate over any other component. A support for the SSC model is the evidence that X-ray and TeV variability are strongly correlated (see below), even if recent observations of “orphan” TeV flares are starting to make the situation more complex.

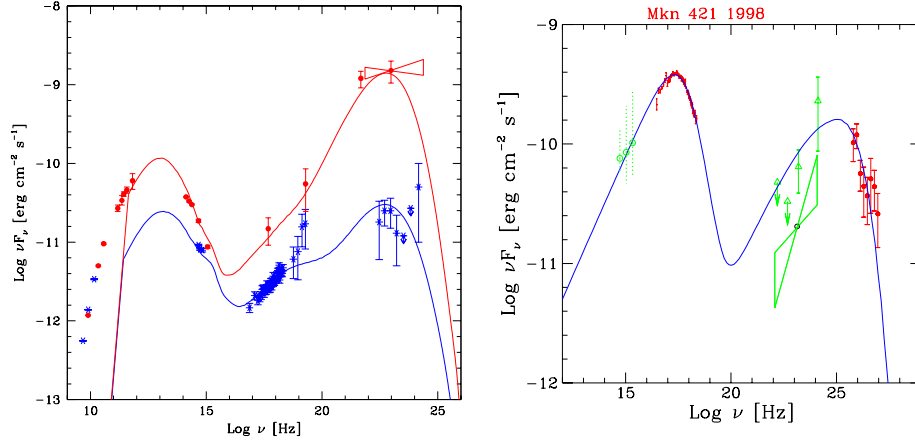


Figure 1. *Left:* Quasi-simultaneous SEDs of the quasar 3C279 obtained at two epochs 1996 and 1997 (from Ballo et al. 2002). The continuous lines represent synchrotron plus Inverse Compton (including both SSC and external radiation) models. Variability is modelled assuming that only the bulk Lorentz factor of the flow is changes. *Right:* Simultaneous X-ray and TeV spectra measured during a flare detected during the *BeppoSAX/Whipple* campaign of 1998 (Maraschi et al. 1999). The solid curve is the SED obtained with a homogeneous synchrotron/SSC model.

2.1 The blazar sequence

After the discovery of the high-energy component, the first systematic exploration of the properties of the blazar SEDs up to gamma-ray energies was done by Fossati et al. (1998). Their procedure was to construct “average” SEDs of known complete samples of blazars. Their results led to define the so-called *blazar sequence*, shown in Fig.(2). They constructed average SEDs binning the objects according to their radio luminosity, irrespective of their classifications. Indeed, the resulting SEDs appear homogenous and systematic trends are evident. For each luminosity class the derived SEDs show two very broad components peaking between $10^{13} - 10^{17}$ Hz and between $10^{21} - 10^{24}$ Hz respectively. It is evident that sources with high luminosity output ($L \sim 10^{48}$ erg cm^{-2} s^{-1}) have both peaks located at low energies, the first in the IR region and the high energy peak around 1 MeV. On the contrary, at low power the sources display very high peak frequencies: in HBL, which appear to be the less powerful objects (with typical luminosities 10^{42} erg cm^{-2} s^{-1}) the first peak falls in the UV-soft X-ray band and the high energy component can peak near the TeV region. Superimposed to the averaged SEDs are curves obtained with a simple analytic parameterization of the SED assuming that: i) that the peak frequencies are inversely related to the radio-luminosity. ii) that the ratio of the two peak frequencies in each SED is constant iii) that the height of the second peak is proportional to the radio luminosity. These “analytic” laws seem to represent the average SEDs quite closely.

It is still an open issue whether the γ -ray properties of the average SEDs are

representative of the whole population or are significantly biased. Clearly, since most sources are close to the detection limit and many are known to be strongly variable (e.g. Mukherjee et al. 1997), EGRET preferentially detected those that were in an active state. There can be little doubt that the average gamma ray fluxes in Fig.(2) are overestimated. Future MeV-GeV missions (AGILE, GLAST), able to detect sources at low flux level, will help us to better characterize the variability at high energy and to clarify these issues.

There is a growing debate around the validity of the spectral sequence. Despite the claims of the existence of biases seriously mining the reality of the sequence, the arguments presented are not conclusive. The more recent work devoted to this problem can be found in Padovani et al. (2003) and Caccianiga & Marcha (2003). The last paper reports the detection of few cases of low-power blazar-like sources, apparently not belonging to the spectral sequence. To exactly evaluate the conclusions that one can derive from these studies, it is important to note that the sequence has been constructed using “typical” blazars, characterized by jets well-aligned with the line of sight. Beaming effects are rather sensitive to small misalignments which translate in a substantial decrease of the luminosity but have a smaller impact on the positions of the peaks (recall that the total observed luminosity is proportional to δ^4 , while the observed peak frequencies $\propto \delta$). Therefore the sequence framework *naturally predicts a large number of faint, slightly misaligned jets*, with spectral properties similar to the well-aligned counterparts. A more direct and clear argument against the sequence would be the discovery of blazars characterized by high peak frequencies (typical of low-power BL Lacs), but with luminosity in the large-power range, similar to FSRQs (Padovani et al. 2003). The discovery of such sources, clearly falling in a “forbidden” region, would seriously challenge the blazar sequence scenario.

The existence of the spectral sequence has been interpreted by Ghisellini et al. (1998) (revisited in Ghisellini, Celotti & Costamante 2002) in terms of acceleration and cooling processes determining the maximum energy of the emitting electrons. Reproducing the SEDs by using a standard version of the synchrotron-IC model, Ghisellini et al. (1998) discovered that the spectral sequence translates into a rather tight anti-correlation existing between the value of the energy $\gamma_b mc^2$ of the electrons emitting at the peaks and the value of the total energy density (magnetic+radiation) determining the total radiative cooling of the electrons (Fig.2). This relation can be easily reproduced by assuming that the value of γ_b is the product of a balance between the cooling rate (given by the amount of total energy density) and a constant acceleration rate of the electrons. The most powerful sources have a large amount of magnetic and radiation energy density, determining a severe cooling and thus a small value for the equilibrium Lorentz factor γ_b . On the contrary BL Lacs are characterized by a low level of cooling, explaining the large Lorentz factors of the electrons that acceleration is able to produce in these sources.

A scenario that naturally accounts for most of the properties of blazars is the so-called *internal shock scenario* (e.g. Spada et al. 2001, see also Sikora & Madejski 2001). It is assumed that the relativistic flow is unsteady, with the engine ejecting a series of “shells” with different velocities. Faster shells will collide with slower ones, forming a shock and dissipating a fraction of the total kinetic energy energy

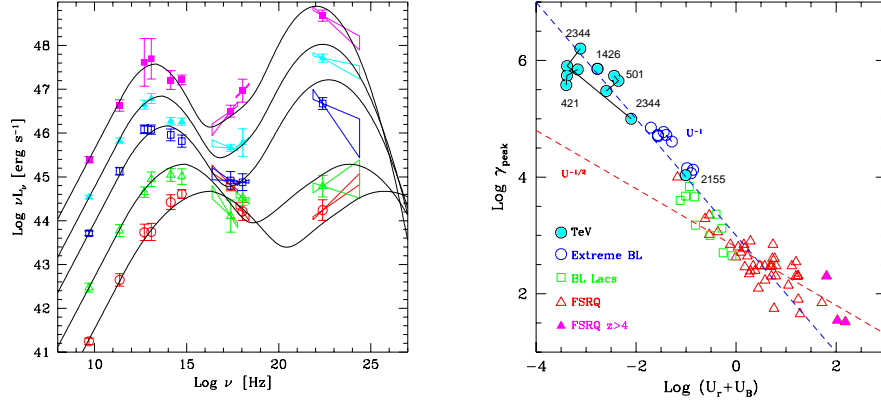


Figure 2. *Right:* The blazar sequence (from Fossati et al. 1998; Donato et al. 2001). *Left:* The correlation (taken from Ghisellini et al. 2002) between the Lorentz factor of particles emitting at the peak (γ_b) and the energy density in radiation and magnetic field. See text for a discussion.

(between 5% and 10%) into internal energy, thought to be shared between magnetic field, electrons and protons. If the flow has a typical Lorentz factor $\Gamma \sim 10 - 20$, with dispersion $\Delta\Gamma/\Gamma \sim 1$ and the shells are ejected with a typical timescale $t_* \sim r_g/c$ (r_g is the gravitational radius of the central black hole, with mass $M \sim 10^9 M_\odot$), the distance at which most of the collisions happens is $d = ct_*\Gamma^2 \sim 10^{17}$ cm, close to the minimum distance necessary to avoid absorption of γ -rays by soft photons produced by the disk and BLR (Ghisellini & Madau 1996). Initially developed to account for the characteristics of high-power sources, the scenario has been also applied to explain the low-power sources and to reproduce the overall blazar sequence (Guetta et al. 2002).

2.2 Jet power, composition, jet/accretion relation

The possibility to infer the basic quantities associated to the flow, offered by the modelling of the observed emission of blazars, gives us a powerful tool to get insight into some of the most basic (and important) problems related to the jet physics, such as the composition (pair or proton dominated?), its power and eventually the mechanisms involved in the launch of the jet and the link between accretion and jet formation (e.g. Meier, Koide & Uchida 2001).

In Fig (3) (from Ghisellini & Celotti 2003) the power due to electrons, magnetic field and protons (if present), estimated modelling the SEDs of a sample of blazars with suitable multiwavelength information, is compared to the radiative luminosity of the jet. The basic condition that the flow must satisfy is that the total power of the jet is larger than its radiative output, otherwise the jet could not survive and reach the outer regions. This condition, coupled to the estimates of the power transported by the electronic and magnetic components, implies that

the most important part of the power is transported by some other components. A dynamically important component of cold pairs can be excluded from the absence of the Inverse Compton bump produced by these pairs, expected in the soft X-rays (e.g. Sikora & Madejski 2000). Assuming that the jet is composed by a “normal” plasma, with one (cold) proton per electron, the total power comes out to be about 10% of the radiative luminosity. Another possibility is that the source of the power is a dominant magnetic field, with a value much larger than the field inferred within the emitting region. Recently Blandford (2001) proposed that the dominant role in powering jets is played by the Poynting flux transported by a magnetic field, while the emission from the jet just traces the ohmic dissipation of currents flowing from the central black hole to the lobes and coming back to the nucleus.

Useful insights into the physical processes responsible for the production of the jet can be obtained through the comparison of the power shared by accretion and jet. In the past years several works have been devoted to the study of the connection between accretion and the production of jets using available data (e.g. Rawling & Saunders 1991, Celotti, Padovani & Ghisellini 1997, Xu, Livio & Baum 1999). In the past most of these works were focussed on the determination of the global parameters of jets at large scale (using the estimate of the energy stored in radio-lobes) or at pc-scale (using VLBI data). Using blazars, on the contrary, one can focus on the innermost regions of jets, about two orders of magnitude smaller than accessible by VLBI. In their important work, Rawling & Saunders (1991) show that the accretion luminosity and the jet power appear to be linearly correlated. A strong correlation between the power released by accretion and that channeled into the jet is naturally expected, since, both in black-hole than in disk-powered models, the power feeding the jet is related to the accretion rate (e.g. Livio, Ogilvie, Pringle 1999). A linear relation between the two powers has been inferred modelling the VLBI emission of a group of radio-sources by Celotti, Padovani & Ghisellini (1997), although the large scatter did not allow the authors to draw firm conclusions. A work along these lines but using blazars (both FSRQ and few BL Lacs) has been discussed in Maraschi & Tavecchio (2003). Fig. (3) summarizes the main results: for powerful sources jet and disk luminosities are correlated and their values are comparable, $L_{\text{disk}} \simeq L_{\text{jet}}$. This relation is no longer valid for BL Lacs sources, for which the accretion flow appears underluminous with respect to the jet. A possibility to reconcile this difference is that accretion in BL Lacs has a lower efficiency than a standard disk (e.g. ADAF).

2.3 TeV blazars: how high energy particles behave

The family of TeV blazars is still a small but extremely interesting class of sources. Until now six BL Lacs (Mkn 421, Mkn 501, PKS 2344+514, PKS 2155-304, 1ES1959+65, 1ES 1426+428) have a firm detection. Since the discovery of the first BL Lac object emitting TeV radiation, Mkn 421, in 1992 (Punch et al. 1992) TeV blazars have been the target of a very intense observational and theoretical investigations. Indeed the possibility to observe the emission produced by very high energy electrons (up to Lorentz factors of the order of 10^7) coupled with observations in the X-ray band, where the synchrotron peak of these sources is

usually located, offers a unique tool to probe the processes responsible for the acceleration of relativistic particles. Investigations in the TeV band can also provide important informations on the SED of the IR background (e.g. Costamante et al. 2003 astro-ph/0308025). The spectral curvature observed both in Mkn 501 and in Mkn 421 could be due to the absorption of TeV photons by the extragalactic IR background (e.g. Aharonian et al. 2002).

Studies conducted simultaneously with X-rays and TeV are of particular importance, since in the simple SSC framework one expects that variations in X-rays and TeV should be closely correlated, being produced by electrons with similar energies. Assuming a typical $B \sim 0.1$ G and $\delta \sim 10$, photons with energy $E \sim 1$ keV are emitted by electrons with Lorentz factor $\gamma \sim 10^6$. The same electrons will upscatter photons at energy $E \sim \gamma mc^2 \sim 1$ TeV (since the Lorentz factor is extremely large the scattering will occur in the KN regime even with optical target photons). In fact observations at X-ray and TeV energies (Catanese et al. 1997, Buckley et al. 1996) yield significant evidence of correlation between TeV and X-rays. During the X/TeV 1998 campaign on Mkn 421 a flare has been detected simultaneously both at X-ray and TeV energies and the maxima were simultaneous within 1 hour, confirming that variations into these two bands are closely related. Subsequent more extensive analysis confirmed these first evidences also in other sources. Note however that the correlation seems to be violated in some cases, as the observation of a “orphan” (i.e. not accompanied by the correspondent X-ray flare) TeV event in the BLLac 1ES 1959+650 (Krawczynski et al. 2003) indicates (see also Horns 2002 for another example of orphan flare detected in Mkn 421). If other examples of such a behaviour will be found, the simplest versions of the SSC model will be seriously in trouble. As discussed by Krawczynski et al. (2003) a possible way out to the problem retaining the SSC model is to admit a multi-component emission region, with a very dense subregion responsible for the IC flare. Other alternatives include a contribution from external Compton, particular geometries for the magnetic field, while hadronic models do not provide an explanation for the particular flare of 1ES 1959+650.

Another possible problem for the SSC model (at least for the simplest versions) is that the magnetic fields evaluated in the SEDs modelling are quite below the equipartition value, with the particle energy density dominating by 1-2 orders of magnitude over the magnetic one (e.g. Kino et al. 2002). The most recent problem posed to SSC models by observations is the large values of the Doppler factors inferred in the modelling when the IR absorption of high-energy photons is properly taken into account.

2.4 The “ δ crisis”

In the recent past, different authors pointed out that, when IR absorption is taken into account in the modelling of Mkn 421 and Mkn 501, rather large values of the Doppler factor, in the range 50-100, are required (e.g. Krawczynski, Coppi & Aharonian 2002, Konopelko et al. 2003). This conclusion appears to be quite robust and independent on the details of the model used to reproduce the data and the expected IR background (see e.g. the discussion in Georganopoulos & Kazanas

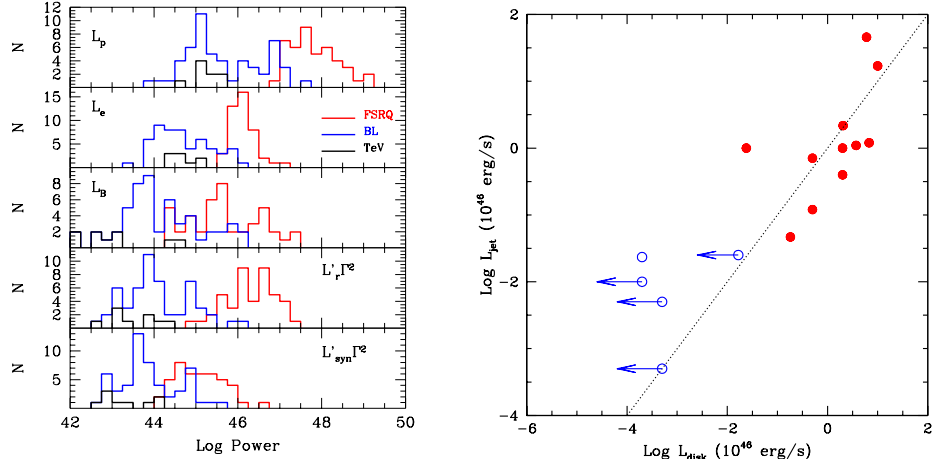


Figure 3. *Left:* Histograms of the kinetic powers separately derived for (from top to bottom) protons, electrons, magnetic field (from Ghisellini & Celotti 2002). The fourth and the last panels report the total radiative output and that of the synchrotron component, respectively. Appears evident that electrons and magnetic field only account for the emitted power, and therefore another contribution (protons) must be admitted in order to permit the jet to exit the galaxy and feed the lobes. *Right:* Luminosities released by the jet and the accretion flow derived for a sample of blazars (from Maraschi & Tavecchio 2003). In powerful sources the amount of both emissions is similar, while in low-power BL Lacs the accretion is underluminous with respect to the jet.

2003).

On the other hand, there is growing evidence from VLBA studies (Giroletti et al. 2003, Piner & Edwards 2002, 2003) that jets at pc-scale move slowly, since no superluminal components are visible in the jet (although this evidence does not directly imply absence of relativistic motion of the plasma in the jet). The largest superluminal speed recorded in the TeV BL Lacs is about $4c$, measured in PKS2155-304. Small speeds could be interpreted as due to a close alignment of the jet with the line of sight (less than about 1 deg). However, such an almost perfect alignment is in contrast with the typical angles needed by unification models: indeed (unless TeV BL Lacs form a very special family) the number of parent FRI sources inferred would be quite larger (more than one order of magnitude) than the actual value.

These consideration lead to conclude that the jet must suffer a strong deceleration from the blazar scale (~ 0.1 pc) to the VLBI (~ 1 pc) scale. A large fraction of the power transported by the jet should then be dissipated and probably radiated during this deceleration. Georganopoulos & Kazanas (2003) show that if a part of the dissipated power is transformed into radiation the problem of the huge value of δ can be partly overcome. These authors consider the emission from a decelerating jet and note that the radiation from the outer slowing-down portion of the jet can provide a supplementary soft photon population for the IC scattering by electrons in the inner fast jet. This emission is beamed into the fast jet frame and can easily dominate over the local synchrotron radiation in producing high-energy radiation.

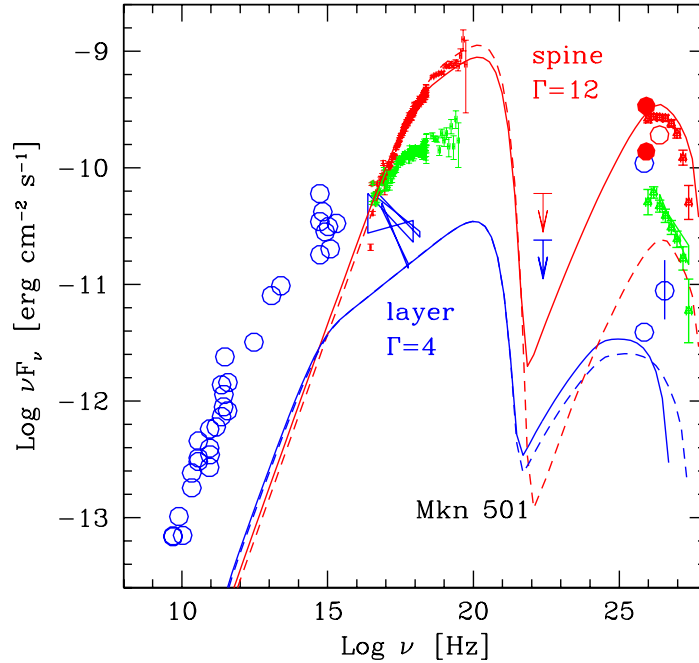


Figure 4. The SED of Mkn 501 reproduced with a spine-layer model for the jet (Ghisellini et al., in prep). A slower, external layer, provides supplementary soft photons to the fast spine (and vice-versa). Solid lines represent the *total* emission of the spine and the layer, dashed lines represent the SSC emission calculated taking into account only the synchrotron radiation produced locally.

An alternative scenario along the same lines (Ghisellini et al., in prep) can be constructed assuming that the slowing down portion of the jet is an external *layer*, decelerated by the interaction with the external medium. The radiation produced into the layer (which can be the site of intense particle acceleration, see e.g. Stawarz & Ostrowski 2002) enters into the fast *spine* and is used to produce VHE photons through IC scattering. This idea comes from the fact that there are several elements indicating that the jet in low-power FRI radio-galaxies are composed by a fast moving internal “spine” and a low-moving outer layer. Interestingly also the images of the VLBI scale jet in Mkn 501 shows such a structure, visible as a limb-brightened structure of the jet (Giroletti et al. 2003). As discussed in the next section, in this framework relatively intense high-energy emission is expected also from the layer, and this emission can be visible from misaligned jets, i.e. radiogalaxies.

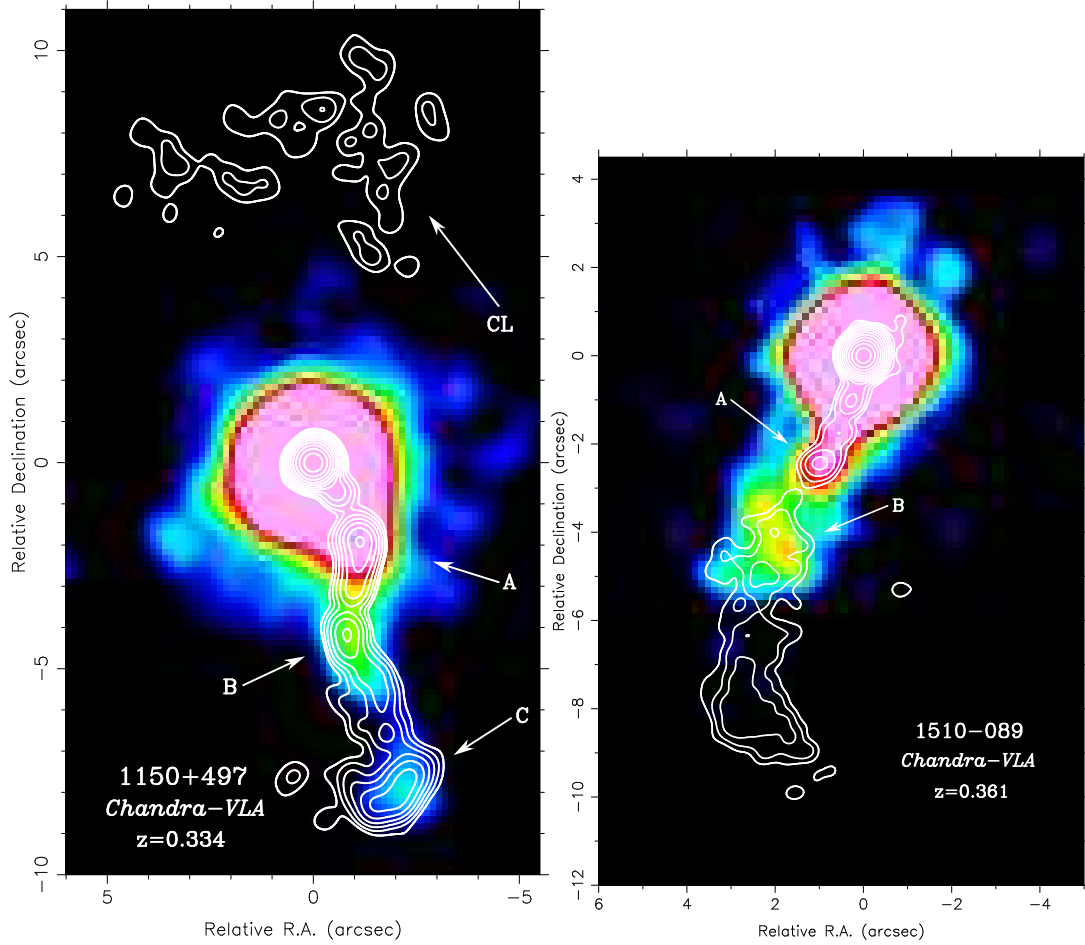


Figure 5. X-ray (colours) and radio (contours) maps of two jets studied by Sambruna et al. (2004). PKS 1510-089 is also a well known γ -ray blazar.

3 Large scale jets

Although very common in the radio band, before the launch of the *Chandra* satellite in 1999 only a handful of extragalactic kpc scale jets were known to emit X-rays. Among them the bright and prominent jets in 3C273, M87, Cen A, studied with *EINSTEIN* and *ROSAT*. With the superior sensitivity and, especially, spatial resolution of *Chandra* numerous jets have been detected, triggering a new intense theoretical and observational work. Even in the source selected for the first light, the distant ($z = 0.6$) quasar PKS 0637-752, a prominent jet has been discovered (Chartas et al. 2000; Schwartz et al. 2000).

Soon after the discovery of the X-ray jet in PKS 0637-752 other jets have been detected both in radio galaxies (both of the FRI and FRII type) and in quasars.

A recent census (see e.g. the WEB site maintained by D. Harris and C. Cheung^a) reported 25 jets detected in X-rays. Different classes of AGNs are represented in the sample: the most numerous group is that of radio-galaxies (both FRI and FRII), but a large fraction is composed by powerful radio-loud QSOs. Most of the jets have also an optical counterpart, in most cases detected by *HST*.

The first problem posed by these observations is the identification of the emission mechanism responsible for the production of X-rays. Since these jets are known to emit in radio, the first candidate mechanism is the extrapolation at high frequencies of the synchrotron emission. In some cases (in particular for FRI jets) the data are consistent with a unique synchrotron component (steepening at high frequencies probably because of radiative losses), but in other several cases (especially in powerful quasars) this simple interpretation fails to explain the observational evidence. This is the case of the first jet discovered in PKS 0637-0752, for which two separated emission components are clearly required by the shape of the convex radio-optical-X-ray spectrum. The SSC model cannot explain the level of the X-ray emission, since it would require very extreme conditions. Tavecchio et al. (2000b) and Celotti, Ghisellini & Chiaberge (2000) proposed that the mechanism responsible for the observed X-ray emission is the IC scattering of the CMB radiation by relativistic electrons in the jet. The key point in this model is the assumption that the jet in these (FRII) sources is still highly relativistic (with bulk Lorentz factors $\Gamma = 5 - 10$) at these scales. It is also possible to reach the equipartition between emitting electrons and magnetic field, and the kinetic power is consistent with those usually derived for jets in powerful QSOs.

A systematic study of the emission from jets in QSOs has been done using combined *Chandra-HST* observations by Sambruna et al. (2004) (a first account is given in Sambruna et al. 2002). We also started a program to image these jets uniformly at radio wavelengths using the VLA, VLBA, and MERLIN. Two examples of the jets observed in X-rays and radio are reported in Fig. (5) The case of PKS 1510-089 is quite interesting, since this source is a well-known blazar. The possibility to constrain the physical state of the plasma in the jets both at blazars and kpc scale could offer us the interesting opportunity to shed some light on the evolution of the jet from very small scales, close to the central engine, to the outer regions, where the jet is starting to significantly decelerate. In fact we are starting to do this work for a small subset of the *Chandra* jets for which good data for both regions are available (Tavecchio et al., submitted). A first important result is that the powers independently derived for both regions are very close, supporting the overall methodology and suggesting the idea that the jet does not substantially dissipate its power until its end. Another tempting element derives considering the internal pressure of the knots derived with our modelling. The derived values are in fact close to 10^{-11} , suggestively close to the pressure of typical hot gas halos found around FRIs (Worrall et al. 2000).

Although the IC/CMB model appears to satisfactorily account for the observational evidence, possible alternatives have been presented. Dermer & Atoyan (2002) show that the characteristic convex shape of the radio to X-rays continuum can be

^a<http://hea-www.harvard.edu/XJET/>

reproduced by a single synchrotron-emitting electron population continuously injected and cooling through synchrotron and IC losses. While low-energy electrons cool mainly through IC, high energy electrons cool mainly through synchrotron, since KN effects severely limit Compton losses: this effect translates into the convex shape of the spectrum. Another possibility, involving emission from particle accelerated within the boundary layer of the jet, has been discussed in Stawarz & Ostrowski (2002). Aharonian (2001) proposed that the high-energy emission comes from the synchrotron emission by relativistic protons.

A problem faced by the IC/CMB model has been recently pointed out in Tavecchio, Ghisellini & Celotti (2003). In fact in this model, X-rays are due to the emission by low-energy electrons ($\gamma \sim 100$). If the cooling of electrons is due to radiative losses the lifetime of these electrons is virtually infinite. Therefore one should expect that these electrons, streaming in the jet, would produce a *continuous* emission, not concentrated in knots as observed. Even assuming adiabatic losses due to the jet expansion the result does not change. A possible solution is to admit that the emission region is not uniform, but composed by several “clumps”, over-pressured with respect to the environment: adiabatic losses suffered by electrons due to the expansion of these small regions should be enough to cool the particles.

Finally I note that the IC/CMB model seems to receive support from the recent detection of X-ray emission from the jet in the high-redshift ($z = 4.3$) quasar GB 1508+5714, characterized by an extreme X-ray/radio flux ratio. As noted by Schwartz (2002), bright X-ray emission from high-redshift sources due to IC/CMB is naturally predicted by the increasing amount, proportional to $(1+z)^4$, of the energy density of the CMB. Notably, the increasing importance of the IC/CMB emission with the distance exactly counterbalances the decreasing surface brightness, leading to speculate that IC/CMB emitting jets can be observed at almost any redshift.

3.1 *Gamma-rays from large scale jets?*

An interesting consequence of all the models discussed above is that large-scale jets should be sources of high-energy radiation at a level possibly within the capabilities of the present instruments. Indeed two FRIs have been indicated in the past as TeV emitters, namely Centaurus A (Grindlay et al. 1975) and M87 (Aharonian et al. 2003b).

The possibility that FRIs are TeV emitters, as BL Lacs (their) beamed counterparts, has been discussed by Bai & Lee (2001). Stawarz et al. (2003) pointed out that jets in FRIs must be natural candidates for γ -ray emission, since they contain high-energy electrons, as indicated by the X-ray synchrotron emission. Analyzing all the possible sources for the IC scattering (synchrotron radiation, emission from the inner blazar jet, radiation field of the galaxy) Stawarz et al. (2003) conclude that we should expect rather bright gamma-ray emission^b. An alternative is that high-energy emission does not originate into the large-scale jet, but it is produced in the small scale jet (e.g. Protheroe, Donea & Reimer 2003 for the specific case of

^bNote, however, that TeV emission from radiogalaxies could have a very different origin, as evidenced e.g. by Pfrommer & Ensslin (2003), that proposed that gamma-rays are produced in the elliptical host by hadron interaction of the cosmic ray protons

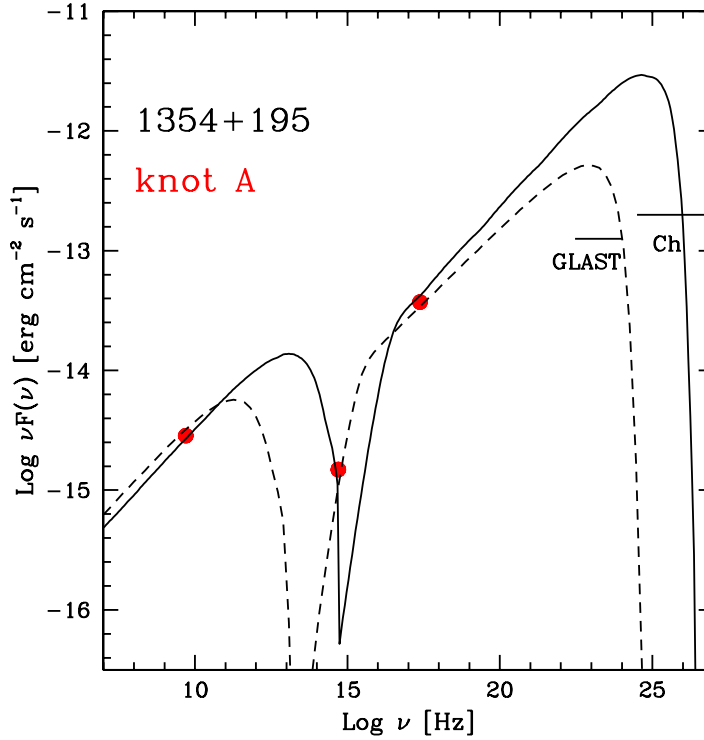


Figure 6. Example of the predicted high-energy emission from large scale jets. Radio, optical and X-ray data for a knot in the jet of the QSO 1354+195 (from Sambruna et al. 2002) have been reproduced with synchrotron-IC/CMB model. Solid and dashed line refer to the model derived assuming that the optical is due to the synchrotron mechanism or to the IC/CMB component, respectively. As discussed in the text, the predicted gamma-ray fluxes is quite sensitive to this assumption. The two horizontal lines report the sensitivity limit for *GLAST* and the new generation of Cherenkov telescopes.

hadronic models). In this framework there is a possibility that the spine-layer structure discussed above for TeV sources is a natural way to produce bright high-energy emission from the layer (Ghisellini et al., in prep).

Also powerful FR II jets in QSO should be good candidate for high-energy emission. As an example in Fig. (6) I report the SED of a knot in the jet of 1354+159, a source belonging to our *Chandra-HST* survey. The IC/CMB model naturally predict a bright emission at high energies, easily detectable with the new instrumentation. Note, however, that the predicted level of the high energy flux (in particular in the Very High Energy band) critically depends on the high energy limit of the emitting electrons. If the optical emission belongs to the high energy tail of the synchrotron emission (solid line) the predicted high-energy emission can easily reach the TeV band. On the other hand if the optical comes from the low-energy

tail of the IC/CMB component emission at high energy is much less conspicuous. Unfortunately the present data do not allow us to discriminate between these two possibilities. Available multifilter *HST* data suggest that the spectrum is quite steep, pointing toward the synchrotron origin, but the large errorbars do not allow us to draw a definitive conclusion. Another problem is related to the fact the detection of these high-energy emission will be difficult, due to the confusion with the (probably intense) emission of the core. A possible way out to distinguish between small and large scale origin could be the variability properties of the emission, since radiation originating into the inner jet is rapide variable, while we expect that the large scale emission forms a steady baseline.

4 Concluding remarks

From the previous pages it should come out how the study of the emission from relativistic extragalactic jets and, in particular, of their high energy emission, is an active and promising field, expected to offer new important contribution to our global understanding of relativistic outflows, which is quite far to be satisfactory.

In particular, the expected increased number of TeV blazars will allow us to asses the importance of this emission for the general blazar population, while the possibility to follow in great detail the time evolution of the TeV emission in the brightest sources will continue to stimulate time-dependent modelling of processes responsible for acceleration and cooling of high-energy charged particles.

One of the surprises offered by *Chandra* has been the detection of a large number of large-scale jets in the X-ray band. This evidence suggests that large-scale jets could be sources of γ -rays possibly detectable with the upcoming generation of high-energy detectors.

Acknowledgments

I am endebted with Laura Maraschi and Gabriele Ghisellini for the continuous fruitful collaboration and stimulating interactions. I thank Rossella Cerutti for the plot reported in Fig. 6. I am grateful to Felix Aharonian who invited me to give this talk.

References

1. Aharonian, F. A. 2000, *New Astronomy*, 5, 377
2. Aharonian, F. *et al.* 2001, *ApJ*, 546, 898
3. Aharonian, F. *et al.* 2002, *A&A*, 393, 89
4. Aharonian, F. *et al.* 2003a, *A&A*, 410, 813
5. Aharonian, F. *et al.* 2003b, *A&A*, 403, L1
6. Bai, J. M. & Lee, M. G. 2001, *ApJL*, 549, L173
7. Ballo, L. *et al.* 2002, *ApJ*, 567, 50
8. Blandford, R. D. & Rees, M. J. 1978, *Pittsburgh Conference on BL Lac Objects*, Pittsburgh, Pa., April 24-26, 1978, Proceedings. (A79-30026 11-90) Pittsburgh, Pa., University of Pittsburgh, 1978, p. 328-341.

9. Blandford, R. D., 2001, in *Current High-Energy Emission around Black Holes* Proc. 2nd KIAS Astrophysics Workshop held in Seoul, Korea (Sep 3-7 2001) ed. C.-H. Lee (astro-ph/0202264)
10. Buckley, J. H. *et al.* 1996, *ApJL*, 472, L9
11. Catanese, M. *et al.* 1997, *ApJL*, 487, L143
12. Celotti, A., Padovani, P., & Ghisellini, G. 1997, *MNRAS*, 286, 415
13. Celotti, A., Ghisellini, G., & Chiaberge, M. 2001, *MNRAS*, 321, L1
14. Chartas, G. *et al.* 2000, *ApJ*, 542, 655
15. Costamante, L. 2003, *2nd VERITAS Symposium on TeV Astrophysics of Extragalactic Sources*, April 24-26, 2003, Chicago (astro-ph/0308026)
16. Costamante, L. *et al.* 2003, *2nd VERITAS Symposium on TeV Astrophysics of Extragalactic Sources*, April 24-26, 2003, Chicago (astro-ph/0308025)
17. Caccianiga, A. & Marcha, M.J.M. 2003, *MNRAS*, in press (astro-ph/0311384)
18. de Jager, O. C. & Stecker, F. W. 2002, *ApJ*, 566, 738
19. Dermer, C. D. & Schlickeiser, R. 1993, *ApJ*, 416, 458
20. Dermer, C. D. & Atoyan, A. M. 2002, *ApJL*, 568, L81
21. Donato, D. *et al.* 2001, *A&A*, 375, 739
22. Dondi, L. & Ghisellini, G. 1995, *MNRAS*, 273, 583
23. Fichtel, C. E. *et al.* 1994, *ApJS*, 94, 551
24. Fossati, G., *et al.* 1998, *MNRAS*, 299, 433
25. Georganopoulos, M. & Kazanas, D. 2003, *ApJL*, 594, L27
26. Ghisellini, G. & Madau, P. 1996, *MNRAS*, 280, 67
27. Ghisellini, G. *et al.* 1998, *MNRAS*, 301, 451
28. Ghisellini, G., Celotti, A., & Costamante, L. 2002, *A&A*, 386, 833
29. Ghisellini, G. & Celotti, A. 2002, ASP Conf. Ser. 258: *Issues in Unification of Active Galactic Nuclei*, 273
30. Ghisellini, G. 2003, in *Plasmas in the Laboratory and in the Universe: new insights and new challenges*, September 16-19, 2003, Como, Italy (astro-ph/0310168)
31. Giroletti, M. *et al.* , 2003, *ApJ*, in press (astro-ph/0309285)
32. Grindlay, J. E. *et al.* 1975, *ApJL*, 197, L9
33. Guetta, D. *et al.* 2002, *Proceedings of the 5th AGN Italian Workshop, Como, 11-14 June 2002* (astro-ph/0210115)
34. Haas, M., *et al.* 1998, *ApJ*, 503, L109
35. Harris, D. E. & Krawczynski, H. 2002, *ApJ*, 565, 244
36. Hartman, R. C. *et al.* 1992, *ApJL*, 385, L1
37. Hartman, R. C. *et al.* : 1999, *ApJS*, 123, 79
38. Hartman, R. C. *et al.* 2001, *ApJ*, 558, 583
39. Horan., D. & Weekes, T.C., 2003, *2nd VERITAS Symposium on TeV Astrophysics of Extragalactic Sources*, April 24-26, 2003, Chicago (astro-ph/0310391)
40. Kino, M., Takahara, F., & Kusunose, M. 2002, *ApJ*, 564, 97
41. Konopelko, A. *et al.* 2003, *ApJ*, 597, 851
42. Krawczynski, H., Coppi, P. S., & Aharonian, F. 2002, *MNRAS*, 336, 721
43. Krawczynski, H., 2003, *2nd VERITAS Symposium on TeV Astrophysics of Extragalactic Sources*, April 24-26, 2003, Chicago (astro-ph/0309443)

44. Krawczynski, H. *et al.* . 2003, *ApJ*, in press
45. Livio, M., Ogilvie, G. I., & Pringle, J. E. 1999, *ApJ*, 512, 100
46. Mannheim, K. 1993, *A&A*, 269, 67
47. Maraschi, L., Ghisellini, G., & Celotti, A. 1992, *ApJL*, 397, L5
48. Maraschi, L. *et al.* 1999, *ApJL*, 526, L81
49. Maraschi, L. & Tavecchio, F. 2003, *ApJ*, 593, 667
50. Maraschi, L. 2003, in *Active Galactic Nuclei: from Central Engine to Host Galaxy*, Eds.: S. Collin, F. Combes and I. Shlosman. ASP, Conference Series, Vol. 290, p. 275.
51. Meier, D. L., Koide, S., & Uchida, Y. 2001, *Science*, 291, 84
52. Mücke, A., Protheroe, R. J., Engel, R., Rachen, J. P., & Stanev, T. 2003, *Astropart. Phys.*, 18, 593
53. Mukherjee, R. *et al.* 1997, *ApJ*, 490, 116
54. Padovani, P. *et al.* 2003, *ApJ*, 588, 128
55. Pfrommer, C. & Ensslin, T. A. 2003, *A&A*, 407, L73
56. Edwards, P. G. & Piner, B. G. 2002, *ApJL*, 579, L67
57. Piner, B.G. & Edwards, P.G. 2003, *ApJ*, in press (astro-ph/0309547)
58. Protheroe, R. J., Donea, A.-C., & Reimer, A. 2003, *Astropart. Phys.* , 19, 55
59. Punch, M. *et al.* 1992, *Nature*, 358, 477
60. Rawlings, S. & Saunders, R. 1991, *Nature*, 349, 138
61. Sambruna, R. M. *et al.* . 2004, *ApJ*, in press (astro-ph/0401475)
62. Sambruna, R. M. *et al.* . 2002, *ApJ*, 571, 206
63. Schwartz, D. A. *et al.* 2000, *ApJL*, 540, L69
64. Schwartz, D. A. 2002, *ApJL*, 569, L23
65. Siemiginowska, A. *et al.* 2002, *ApJ*, 570, 543
66. Sikora, M., Begelman, M. C., & Rees, M. J. 1994, *ApJ*, 421, 153
67. Sikora, M. & Madejski, G. 2000, *ApJ*, 534, 109
68. Sikora, M. & Madejski, G., 2001, in *Current High Energy Emission Around Black Holes* Seoul, Korea, Sep. 3 - 8, 2001 (astro-ph/0112231)
69. Sikora, M., Błażejowski, M., Moderski, R., & Madejski, G. M. 2002, *ApJ*, 577, 78
70. Spada, M., Ghisellini, G., Lazzati, D., & Celotti, A. 2001, *MNRAS*, 325, 1559
71. Stawarz, L. & Ostrowski, M. 2002, *ApJ*, 578, 763
72. Stawarz, L., Sikora, M., & Ostrowski, M. 2003, *ApJ*, 597, 186
73. Tavecchio, F., Maraschi, L., & Ghisellini, G. 1998, *ApJ*, 509, 608
74. Tavecchio, F. *et al.* 2000a, *ApJ*, 543, 535
75. Tavecchio, F. *et al.* 2000b, *ApJL*, 544, L23
76. Urry, C. M. & Padovani, P. 1995, *PASP*, 107, 803
77. von Montigny, C.. *et al.* , *ApJ*, 440, 525
78. Wehrle, A. E. *et al.* 1998, *ApJ*, 497, 178
79. Worrall, D. M., Birkinshaw, M., & Hardcastle, M. J. 2001, *MNRAS*, 326, L7
80. Xu, C., Livio, M., & Baum, S. 1999, *AJ*, 118, 1169