

Primordial Structure of Massive Black Hole Clusters

M.Yu. Khlopov^{a,b,c}, S.G. Rubin^{a,b} and A.S. Sakharov^{d,e,f}

- ^a Centre for CosmoParticle Physics "Cosmion", 4 Miusskaya pl., 125047 Moscow, Russia
^b Moscow Engineering Physics Institute, Kashirskoe shosse 31, 115409 Moscow, Russia
^c Physics Department, University Rome 1 La Sapienza, Ple A. Moro 2, 00185 Rome, Italy
^d Department of Physics, CERN Theory Division, CH-1211 Geneva 23, Switzerland
^e Swiss Institute of Technology, ETH-Zürich, CH-8093 Zürich, Switzerland
^f INFN Laboratory Nazionali del Gran Sasso, SS. 17bis 67010 Assergi (L'Aquila), Italy

Abstract

We describe a mechanism of the primordial black holes formation that can explain the existence of a population of supermassive black holes in galactic bulges. The mechanism is based on the formation of black holes from closed domain walls. The origin of such domain walls could be a result of the evolution of an effectively massless scalar field during inflation. The initial non-equilibrium distribution of the scalar field imposed by background de-Sitter fluctuations gives rise to the spectrum of black holes, which covers a wide range of masses – from superheavy ones down to deeply subsolar. The primordial black holes of smaller masses are concentrated around the most massive ones within a fractal-like cluster.

CERN-PH-TH/2004-004
 January 2004

1 Introduction

There is growing evidence for the existence of massive dark objects at the centers of galaxies, which are presumably supermassive black holes (SMBHs) of mass 10^6 – $10^{10} M_\odot$. The existence of SMBHs was predicted by arguments based on the active galactic nuclei (AGNs) and quasistellar objects (QSOs) energetics and demography [1, 2, 3]. Also a variety of techniques exists in the mean time to detect and weigh SMBHs, using measurements of stellar or gaseous kinematics [3]. This has revealed that many, and may be all, quiescent galaxies host SMBHs as well [4], including the Milky Way [5]. The mass of a SMBH is always of the order of 0.1% of the galaxy bulge/spheroid mass [3]. An even better correlation exists between the mass of SMBHs and the stellar velocity dispersion in the host galaxy, $M_{BH} \propto \sigma^4$ [6], which holds 3–4 orders of magnitude.

The origin of SMBHs is far from certain, but several theories have been advanced. The above-mentioned close relationship between BH masses and the stellar velocities dispersion may be interpreted in various ways, and ultimately one is confronted with the problem of what came first, the host galaxy or the SMBHs. It is not inconceivable that SMBHs are purely the result of the galactic dynamics and their merging history; yet no one has proposed a concrete mechanism for converting stellar mass objects into others 6–10 orders of magnitude larger. In particular the paradigm of the formation of SMBHs as a pure result of galactic dynamics is hard to match with the discovery of quasars at redshift $z \geq 6$ [7]. The point is that the formation of SMBHs through the growth of BH seeds by gas accretion is supported by the consistency between the total density in quasars light and the SMBH mass density in local galaxies, adopting a reasonable accretion rest-mass-to-energy conversion efficiency [8]. From the other side, SMBHs must be present by $z \geq 6$ to power the above-mentioned QSOs. It has been argued [9] that if they grew by accretion from smaller seeds, substantial seeds of mass $\geq 10^5 M_\odot$ must have been present already at $z \approx 9$ to have sufficient time to grow up to a typical quasar black hole mass $\simeq 10^9 M_\odot$. Thus a very massive progenitor at $z \approx 9$ is very likely. At that epoch large galaxies do not yet exist. In the hierarchical formation scenario, they assemble via infall and mergers of small clumps of baryonic gas and dark matter. Under such circumstances it seems that in order to form a huge BH in a gasodynamical process, two generic conditions must be satisfied, namely the gas must be strongly self-gravitating; and star formation must be inefficient, allowing a large supply of cold gas to be converted to a BH. The second constraint is of particular importance, since star formation is a competitor of black hole formation. So it is clear that to prevent the formation of stars, small-scale density perturbations should be effectively washed out or damped. A way to achieve this is not trivial. Indeed the power CDM spectrum for lightest supersymmetric particles, for instance, at subgalactic scales [10] implies that at $z > 9$ all fluctuations below the mass scale $10^8 M_\odot$ went to the non-linear regime, requiring some special mechanisms to dilute small scale density perturbations and consequently suppress star formation processes [9, 11]. So, summing up the above arguments it seems appealing that central primordial objects of mass $\geq 10^5 M_\odot$ preceded the formation of the first galactic bulges and the beginning of quasar activity.

Previously [12, 13, 14] we proposed a mechanism for the formation of the very massive primordial BHs (PBHs), which opens a possibility that primordial objects of the mass $\geq 10^5 M_\odot$

were created before any galaxy formation processes started to develop. The mechanism is based on the fact that BHs can be created as a result of a collapse of closed vacuum walls formed during a second-order phase transition with strongly non-equilibrium initial conditions. The required initial conditions get generated in inflationary dynamics of a scalar field, with a potential possessing an effectively flat valley [12]. A wide class of models possessing that symmetry-breaking pattern can be effectively described by a pseudo-Nambu–Goldstone (PNG) field and corresponds to the formation of an unstable topological defect in the early Universe. In particular, PNG fields received substantial attention in connection with curvaton proposal [15].

Actually it has long been known [16, 17, 18, 19, 20, 21, 22, 23] that the PBH formation is possible in the early Universe. PBH can form if the cosmological expansion of a mass stops within its gravitational radius, which happens when the density fluctuation exceeds unity on a scale between the Jeans length and the horizon size. Other possibilities are related to the dynamics of various topological defects such as the collapse of cosmic strings [19] from the thermal second-order phase transition or to the collisions of the bubble walls [20, 21] created at the first-order phase transitions. Formally, there is no limit on the mass of a PBH that forms when a highly overdense region collapses: it is only needed to form, at inflation, the spectrum of initial density fluctuations that provides the proper inhomogeneity at the desired scale [24]. From the other side, to preserve the successful predictions of the Big Bang nucleosynthesis (BBN) and general features of the standard Big Bang scenario, confirmed by observations (see [23] for a review), there is no room for significant cosmological inhomogeneity once nucleosynthesis begins; the PBHs therefore seem not to have sufficiently large masses, being more likely to represent the specific form of a modern collisionless dark matter, rather than collecting into a large BH, which could play the role of a seed for the galactic nuclei.

The mechanism described in [12] offers a way around this, allowing the formation of closed vacuum walls of a size significantly exceeding the cosmological horizon at the moment of their formation. At some instant after crossing the horizon, such walls become causally connected as a whole and begin to contract, owing to their surface tension. This contraction ends up with the formation of a BH with a mass of the same order as that of the wall, when it enters the horizon. Therefore the size distribution of closed vacuum walls gets converted into the mass spectrum of resulting PBHs. Such a spectrum causes no problem for BBN predictions and satisfies all the other restrictions of possible PBHs contributions [12], while providing a sufficient number of very massive BHs that could seed galactic nuclei¹. The other generic feature of the mechanism [12] is the fractal structure of initial domain walls, which reproduces itself in a more and more decreasing scale. After the domain walls collapse, their fractal distribution, generated in fact during inflation gets imprinted into space distribution of less massive PBHs around the most massive ones. In the present paper we investigate the space correlation properties of the distribution of PBHs, which can modify the power spectrum and can lead to the fractal-like correlation properties observed in the galaxy distribution at least up to scales 100 Mpc [27].

¹Another possibility of massive PBH formation is considered in [25]; it involves the blue initial spectrum of fluctuation and subsequent accretion of quintessence. However, the last measurements of cosmological parameters by WMAP [26] disfavour the blue spectrum of initial perturbations. These measurements do not exclude the possibility of massive PBH formation by spikes on the background of the red spectrum, which can be realized in the mechanism [24].

The paper is organized in the following way. In the second section we describe the main issues of the mechanism [12], while the third section deals with the spatial distribution of the resulting clouds of PBHs. Finally, in section 4 we conclude and discuss possible effects of fractal-like PBH distribution.

2 Formation of PBHs in inflationary PNG dynamics

The starting point is rather general and evident. If a potential of a system possesses at least two different vacuum states, there are two possibilities to populate those states in the early Universe. The first one is that the Universe contains both states, populated with equal probability; this takes place, for example, under the usual circumstances of thermal phase transition. The other possibility corresponds to the case when two vacuum states are populated with different probability and there are islands of the less probable vacuum, surrounded by the sea of another, more preferable, vacuum. The last possibility can take place when we go beyond the equilibrium conditions [12], established by pure thermal dynamics. More definitely, it is necessary to effectively redefine the correlation length of the scalar field that drives a phase transition, and consequently the formation of topological defects. We will show that the only necessary ingredient for it is the existence of an effectively flat direction(s), along which the scalar potential vanishes during inflation. Then the background – de-Sitter fluctuations of such an effectively massless scalar field could provide a non-equilibrium redefinition of the correlation length and give rise to the islands of one vacuum in the sea of another. In spite of such a redefinition, the phase transition itself takes place deeply in the Friedman–Robertson–Walker (FRW) epoch. After the phase transition, the two vacua are separated by a wall, and such a wall can be very big. At some moment the wall crosses the horizon and starts to shrink because of surface tension. As a result, if the wall does not release a significant fraction of its energy in the form of outward scalar waves, almost the whole energy of such a closed wall can be concentrated in a small volume within its gravitational radius, which is the necessary condition for PBH formation.

As a working example we consider a complex scalar field with the potential

$$V(\varphi) = \lambda(|\varphi|^2 - f^2/2)^2 + \delta V(\theta), \quad (1)$$

where $\varphi = r_\varphi e^{i\theta}$. This field coexists with an inflaton that drives the Hubble constant H during the inflationary stage. The term

$$\delta V(\theta) = \Lambda^4 (1 - \cos \theta), \quad (2)$$

which reflects the contribution of instanton effects to the Lagrangian renormalization (see for example [28]), is negligible during the inflationary stage and during some period in the FRW expansion. In other words, the parameter Λ vanishes with respect to H . The omitted term (2) induces the effective mass of an angular field, and it begins to play a significant role only at the moment, after inflation, when the Hubble parameter is equal to this effective mass in its gradual decrease with time ($H = 1/2t$ during the radiation-dominated epoch). Also, we assume the mass of the radial field component r_φ to always be sufficiently large with respect to

H , which means that the complex field is in the ground state even before the end of inflation. Since the term (2) is negligible during inflation, the field has the form $\varphi \approx f/\sqrt{2} \cdot e^{i\theta}$, the quantity $f\theta$ acquiring the meaning of a massless angular field.

At the same time, the well established behaviour of quantum field fluctuations on the de Sitter background [29] implies that the wavelength of a vacuum fluctuation of every scalar field grows exponentially, having a fixed amplitude. Namely, in the inflating Universe, when the wavelength of a particular fluctuation exceeds H^{-1} , its average amplitude freezes out at some non-zero value because of the large friction term in the equation of motion of the scalar field, whereas its wavelength grows exponentially. Such a frozen fluctuation is equivalent to the appearance of a classical field that does not vanish after averaging over macroscopic space intervals. Because the vacuum must contain fluctuations of every wavelength, inflation leads to the creation of more and more new regions containing a classical field of different amplitude with scale greater than H^{-1} . In the case of an effectively massless Nambu–Goldstone field considered here, quantum fluctuations of the phase θ can be pictured as a one-dimensional Brownian motion along the circular valley of the potential (1): the magnitude of θ on the scale of the de Sitter horizon (H^{-1}) fluctuates by an amount

$$\delta\theta = H/2\pi f \quad (3)$$

per Hubble time (H^{-1}). Let us assume that the part of the Universe observed inside the contemporary horizon $H_0^{-1} = 3000h^{-1}\text{Mpc}$ was inflating, over $N_U \simeq 60$ e -folds, out of a single causally connected domain of size H^{-1} , which contains some average value of phase θ_0 over it. When inflation begins in this region, after one e -fold, the volume of the Universe increases by a factor e^3 . The typical wavelength of the fluctuation $\delta\theta$ generated during every e -fold is equal to H^{-1} . Thus, the whole domain H^{-1} , containing θ_0 , after the first e -fold, effectively becomes divided into e^3 separate, causally disconnected domains of size H^{-1} . Each domain contains almost homogeneous phase value $\theta_0 \pm \delta\theta$. Thereby, more and more domains appear with time, in which the phase differs significantly from the initial value θ_0 . A principally important point is the appearance of domains with phase $\theta > \pi$. Appearing only after a certain period of time (e -foldings) during which the Universe exhibited exponential expansion, these domains turn out to be surrounded by a space with phase $\theta < \pi$. The history of the angular component θ in each horizon-size region describes a random walk (along the valley Fig. 1.) of step size (3) at time intervals H^{-1} . The average value of the phase shift grows linearly with time

$$\langle(\theta - \theta_0)^2\rangle = \left(\frac{H}{2\pi f}\right)^2 \frac{t}{H^{-1}}, \quad (4)$$

where the averaging is over many horizon-size regions. Note that the probability of having domains with phase above π should be initially suppressed. The latter ensures that, starting inflation with the phase value below π only a small fraction of the Universe is finally occupied with those domains where the phase overruns π , which allows us at the same time to bias the preference of the theory in Fig. 1 to choose one vacuum state over another, which essentially increases the probability of the formation of very large closed vacuum walls.

The potential (1) possesses a $U(1)$ symmetry, which is spontaneously broken, at least after some period of inflation. This spontaneous breakdown is holding by the condition of sufficiently

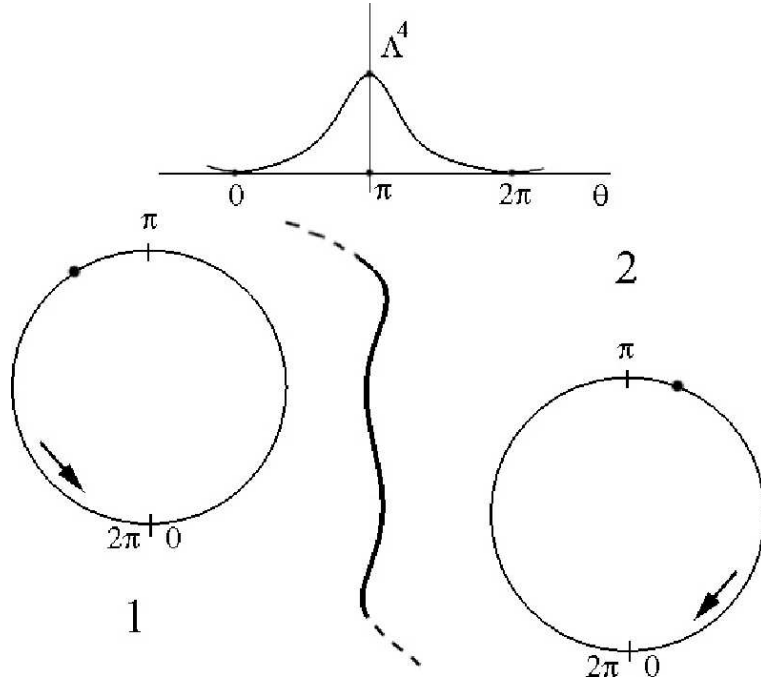


Figure 1: *The explicit deconvolution of the potential (2) (top) shows that the vacuum manifold of angular component θ consists of two stable states associated with 0 and 2π akin to the simple double-well potential (only the two closest minima are shown). This situation is an analogue of that with the breaking of discrete symmetry. A domain wall occurs at the boundaries, between regions of space with the vacuum value of the phase θ in different states, with θ interpolating between 0 and 2π across the wall. The energy of the configuration is rising over the potential hill. Two neighbouring domains (bottom) filled with the phase values above and below π , corresponding to the two different vacuum states, give rise to the formation of a domain wall once the motion of the angular component becomes underdamped, driving the phase to different minima, namely 2π and 0 respectively.*

large radial mass, $m_r = \sqrt{\lambda_\phi} f > H$. At the same time the condition

$$m_\theta = \frac{2f^2}{\Lambda} \ll H \quad (5)$$

on the angular mass provides the freezing out of the phase distribution until some moment of the FRW epoch. After the violation of condition (5), the term (2) contributes significantly to the potential (1) and explicitly breaks the continuous symmetry along the angular direction. Thus, potential (1) eventually has a number of discrete degenerate minima in the angular direction at the points $\theta_{min} = 0, \pm 2\pi, \pm 4\pi, \dots$.

As soon as the angular mass m_θ is of the order of the Hubble rate, the phase starts oscillating about the potential minimum, initial values being different in various space domains. Moreover, in the domains where the initial phase is $\pi < \theta < 2\pi$, the oscillations proceed around the potential minimum at $\theta_{min} = 2\pi$, whereas the phase in the surrounding space tends to a minimum at the point $\theta_{min} = 0$. When the decaying phase oscillations cease, the system contains domains characterized by the phase $\theta_{min} = 2\pi$ surrounded by space with $\theta_{min} = 0$. Apparently, on moving in any direction from inside to outside of the domain, we will unavoidably pass through a point where $\theta = \pi$ because the phase varies continuously. This implies that a closed surface characterized by the phase $\theta_{wall} = \pi$ must exist. The size of this surface depends on the moment of domain formation in the inflation period, while the shape of the surface may be arbitrary. The principal point for the subsequent considerations is that the surface is closed. After reheating of the Universe, the evolution of domains with phase $\theta > \pi$ proceeds on the background of the FRW expansion and is described by the relativistic equation of state. When the temperature falls down to $T_* \sim \Lambda$, as in the case of invisible axion, or down to $T_* \sim \sqrt{M_P/f}\Lambda$, corresponding to the violation of the condition (5), an equilibrium state between the 'vacuum phase $\theta_{vac} = 2\pi$ inside the domain and the $\theta_{vac} = 0$ phase outside it is established. Since the equation of motion corresponding to potential (2) admits a kink-like solution (see [30] and references therein), which interpolates between two adjacent vacua $\theta_{vac} = 0$ and $\theta_{vac} = 2\pi$, a closed wall corresponding to the transition region at $\theta = \pi$ is formed (see Fig. 1)². The surface energy density of a wall of width $\sim 1/m \sim f/\Lambda^2$ is of the order of $\sim f\Lambda^2$.

Note that if the coherent phase oscillations do not decay for a long time, their energy density can play the role of CDM. This is the case, for example, in the cosmology of the invisible axion³ (see [32] and references therein). Moreover, for a wide range of f and Λ the averaged density of such coherent oscillations is predicted to exceed the modern total density, if they do not decay before the present time. It makes the realistic models with such values of f and Λ parameters⁴ involve the mechanism of their decay with sufficiently small lifetime to avoid contradiction with the observational data. The set of cosmological constraints on unstable particles and fields is extensively discussed in [22, 23].

It is clear that immediately after the end of inflation, the size of those domains that contain a phase $\theta_{vac} > 2\pi$ essentially exceeds the horizon size. This situation is replicated in the size

²The existence of such domain walls in the theory of invisible axion was first pointed out in [31].

³Cosmology of rather heavy axion predicted in string theory is discussed in [33].

⁴The case of variable f during inflation is discussed in [34].

distribution of vacuum walls, which appear at the temperature $T_* \sim \Lambda$, whence the angular mass m_θ starts to build up in case of invisible axion, or at $T_* \sim \sqrt{M_P/f}\Lambda$, whence the condition (5) is violated. Those walls, which are larger than the cosmological horizon, still follow the general FRW expansion until the moment when they get causally connected as a whole; this happens as soon as the size of a wall becomes equal to the horizon size R_h ⁵. Evidently, internal stresses developed in the wall after crossing the horizon initiate processes tending to minimize the wall surface. This implies that the wall tends, first, to acquire a spherical shape and, second, to contract toward the centre⁶. A possible asphericity of a collapsing domain wall is discussed in section 4.

The wall energy is proportional to its area at the instant of crossing the horizon. At the moment of maximum contraction, this energy is almost completely converted into kinetic energy. Should the wall at the same moment be localized within the gravitational radius, a PBH is formed.

3 Space distribution of PBHs

The general conditions for the formation of primordial black holes have been presented in [13]. In this section we study the properties of distribution of BHs with intermediate masses around the most massive ones over $\sim 10\text{Mpc}$, which can be roughly attributed to the galaxy clusters scale.

Let M_0 be the mass of most massive BH and M the integrated mass of the coexisting BHs inside a sphere of radius r centred at the most massive BH. It is convenient in our mechanism to trace the space distribution of resulting BHs by the distribution in size of their progenitive closed domain walls. In this sense, there are three scales related to our problem, namely the size of the closed wall R_0 , which finally gets converted into the most massive BH; a size R of a closed wall that becomes a BH of intermediate mass inside the above-mentioned sphere; and the radius r of the sphere itself. Every mentioned scale can be attributed to the number of e -foldings left until the end of inflation. We assign these numbers of e -foldings as N_0 , N and N_r respectively. It is clear that a region of size r formed at the inflationary stage will follow the expansion of the Universe, depending upon the current equation of state, and hence we can approximately admit

$$r = r(N_r, t) = r_U(t)e^{N_r - N_U}, \quad (6)$$

where $r_U(t)$ is the size of the Universe at time t . Let us assume that the angular component of our field has the phase θ_r , once a region of size r leaves the horizon when the Universe still has N_r e -foldings to inflate. So, at some later time, characterized by $N_0 < N_r$ e -foldings before the end of inflation, one has already $e^{3(N_r - N_0)}$ causally disconnected regions inside the volume created at e -folding N_r . As we saw in the previous section, the phase θ fluctuates at each e -folding like a one-dimensional Brownian motion. According to our mechanism, the biggest domain wall is formed once the phase θ overcomes π for the first time, being initially (at the beginning of inflation) somewhere in the range $[0; \pi]$ (see Fig. 1). It is this wall that collapses

⁵This condition can be violated for very large domains, as discussed in the next section.

⁶The motion of closed vacuum walls has been derived analytically in [35, 36].

into the most massive BH serving as the centre of BHs cluster. By assumption, only one of the above-mentioned domains contains a phase larger than π . So the probability of finding the phase within the interval $[\pi; \pi \pm \delta\theta]$ in one of the causally disconnected regions is equal to $1/e^{3(N_r - N_0)}$. The value of the phase θ_r can be expressed by equating this probability to the general expression for the probability to find the phase $\geq \pi$ within the same interval $[\pi; \pi \pm \delta\theta]$ at the given initial value of the phase θ_r :

$$\frac{1}{e^{3(N_r - N_0)}} = \frac{1}{\sqrt{2\pi(N_r - N_0)}} \exp \left[-\frac{(\pi - \theta_r)^2}{2\delta\theta^2(N_r - N_0)} \right], \quad (7)$$

where $\delta\theta$ is given by formula (3). Here we supposed a Gaussian form for the probability distribution of the phase θ

$$P(\theta) = \frac{1}{\delta\theta\sqrt{2\pi(N_r - N)}} \exp \left[-\frac{(\theta_r - \theta)^2}{2\delta\theta^2(N_r - N)} \right]. \quad (8)$$

Solving Eq. (7) with respect to θ_r , we arrive at

$$\theta_r = \pi - \delta\theta\sqrt{(N_r - N_0)[6(N_r - N_0) - \ln(2\pi(N_r - N_0))]} \quad (9)$$

Having this value, the probability of formation of walls with smaller masses at e -folding number N can be obtained from expression (8) as follows:

$$W(N) = P(\pi)\delta\theta = \frac{[2\pi(N_r - N_0)]^{\frac{N_r - N_0}{2(N_r - N)}}}{\sqrt{2\pi(N_r - N_0)}} \exp \left[-\frac{3(N_r - N_0)^2}{N_r - N} \right] \quad (10)$$

The total number of domains at this moment is $e^{3(N_r - N)}$, and hence the total number of closed walls that were born at e -folding number N is equal to

$$K(N) = W(N)e^{3(N_r - N)}. \quad (11)$$

The mass M of a closed wall is connected with its size

$$M \approx 4\pi R(N)^2 \sigma, \quad (12)$$

where σ is the surface energy density of the wall.

There are two different scales related to the wall dynamics. The first one $R_1(N)$ is determined from the condition that the wall mass (12) is equal to the energy of the plasma contained in the domain bounded by this closed wall at $t = R$:

$$E_V = \rho \frac{4\pi}{3} R^3, \quad (13)$$

where

$$\rho = \frac{\pi^2}{30} g^* T^4 \quad (14)$$

is the energy density of the plasma with g^* degrees of freedom during the radiation-dominated epoch. Taking into account that

$$\sigma = 4\Lambda^2 f, \quad (15)$$

and equating (13) with (12), one obtains the scale

$$R = \frac{3\sigma}{\rho}, \quad (16)$$

which can be expressed through the temperature T when the above-mentioned equality was established

$$R = L_U \frac{T_0}{T} e^{N-N_U}; \quad (17)$$

here T_0 and L_U are temperature and size of the modern Universe. Combining the formulas written above, one obtains the maximal size of the wall:

$$R_1(N) \approx \left(\frac{\pi^2}{90\sigma} g_* \right)^{1/3} (L_U T_0)^{4/3} e^{\frac{4}{3}(N-N_U)}. \quad (18)$$

Recall that $L_U T_0 \approx 5 \times 10^{29}$ GeV.

Another scale arises if we take into account the internal pressure of the wall. Its influence is developed after the wall comes under the horizon and leads to the termination of the wall growing and its acquiring a spherical shape. This moment is characterized by the instant t_1 such that

$$R(t_1) = l_{hor}(t_1), \quad (19)$$

where the size of the horizon during the radiation-dominated era scales like $l_{hor}(t_1) = 2t_1$. We also recall that walls get nucleated under the violation of condition (5), which happens once the friction term $3H\dot{\theta}$ in the equation of motion for the phase θ becomes comparable with the 'force' term $m_\theta^2\theta$, i.e. at the moment t^* when

$$H(t^*) \simeq m_\theta. \quad (20)$$

Taking into account the expression for the Hubble parameter

$$H = \sqrt{\frac{8\pi}{3} \frac{\rho}{M_P^2}}, \quad (21)$$

where ρ is given by (14) and the connection of the temperature with time

$$T = \left(\frac{45}{32\pi^2 g_*} \right)^{1/4} \sqrt{\frac{M_P}{t}}, \quad (22)$$

one obtains the time moment and the temperature of walls nucleation in the early Universe

$$t^* = \sqrt{\frac{\pi}{8m_\theta^2}}; \quad T^* = \left(\frac{45}{4\pi^3 g_*} \right)^{1/4} \sqrt{M_P m_\theta}. \quad (23)$$

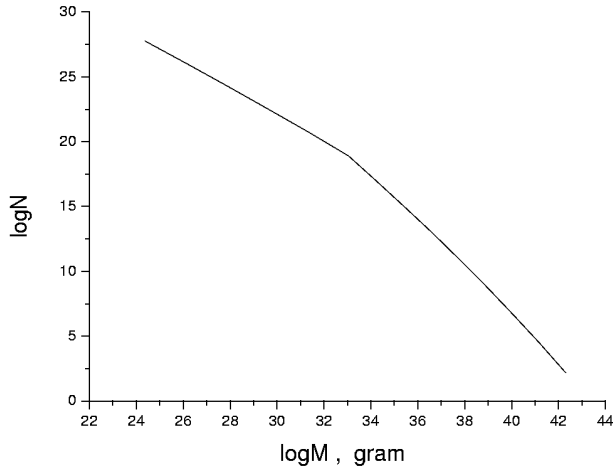


Figure 2: *Explicit mass distribution of PBHs, simulated for the following specific parameter: $\Lambda = 100 \text{ GeV}$, $f = 8 \times 10^{13} \text{ GeV}$. The total mass of BHs over the Universe is $10^{53}g$.*

Combining (22), (19) and taking into account that the seeking scale can be expressed in the same manner as (17), with T^* instead of T , one can easily find the second restriction to the wall size

$$R_2(N) = \frac{1}{2} \left(\frac{T_0 L_U}{C} \right)^2 e^{2(N-N_U)}, \quad C = \left(\frac{45}{4\pi^3 g_*} \right)^{1/4} \sqrt{M_P}. \quad (24)$$

Thus the maximal comoving size of a wall at FRW epoch seeded at e -folding number N , is determined from the condition

$$R(N) = \min(R_1(N), R_2(N)). \quad (25)$$

According to the mechanism under consideration, the energy of the wall with surrounding particles E_w will be converted into a BH of mass:

$$M_{BH}(N) \approx E_w \quad (26)$$

This happens when the gravitational radius $r_{grav} = 2E_w/M_P$ is larger than the minimal size of contraction of the collapsing wall. This minimal size of contraction does not exceed a few times the wall's width.

Using formulas (6), (11) and (26) one can calculate the desired distribution of intermediate BHs in the vicinity of the most massive one.

First we present in Fig. 2 the mass spectrum of BHs produced by the described mechanism. The parameters of the model in Fig. 2 are chosen in such a way that the average distance between the most massive BHs, say $(10^3\text{-}10^4) M_\odot$, is about 10Mpc.

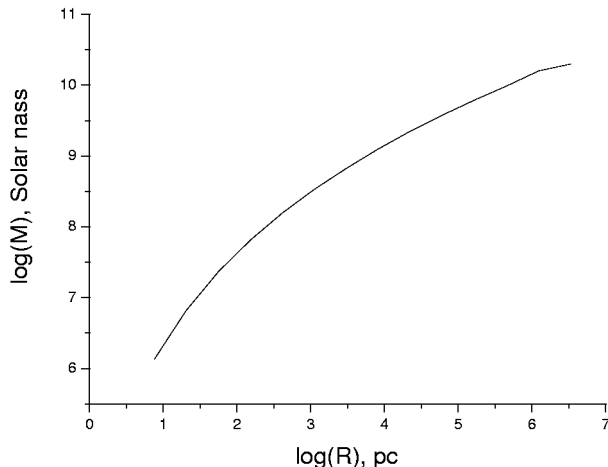


Figure 3: *Total mass of black holes within the sphere of radius r . Parameters of the model: $\Lambda = 100 \text{ GeV}$, $f = 8 \times 10^{13} \text{ GeV}$; the mass of the central BH is $5 \times 10^4 M_\odot$*

The mass distribution of intermediate BHs around the most massive one is presented in Fig. 3 for the same parameters of the potentials (1) and (2) as have been chosen to produce the distribution Fig. 2. Actually we always deal with a cluster of BHs centred by the most massive one. This BHs cluster contains from the beginning $\sim 10^{24}$ BHs of smallest masses about $\sim 10^{-11} M_\odot$ and massive BH with mass $\sim 5 \times 10^4 M_\odot$ in its centre. The total mass of the BHs in the cluster is $\sim 8 \times 10^{13} M_\odot$ and is comparable with the mass of a baryon component in galaxy clusters.

Note that for a sufficiently big wall, of radius exceeding $R_{lwd} = \frac{3}{8\pi} \frac{M_p^2}{\sigma}$, its pieces start to dominate over radiation energy within the cosmological horizon, while the wall is still causally disconnected as a whole. Therefore the local expansion rate in a causally connected area dominated by a piece of the wall turns to be $a_{loc}(t) \propto t^2$. Such superluminal expansion makes the successive evolution of this region elusive for the distant observer. It could put an upper limit on the maximal mass of BHs that can be formed by the considered mechanism. However account of the non-perfect initial form of the wall and of the effect of crinkle flattening, considered in the next section, offers the possibility to avoid this constraint even for supermassive BHs.

4 Possible role of crinkles

Let us consider the problem of squaring of a wall surface just after the wall formation. By definition, the spatial position of any wall is determined by the surface with phase value $\theta = \pi$. Let us have an approximately flat surface of size $1/H_e^2$ at the e -folding number N . Then, one e -folding later, the surface will be divided into $1/e^2$ parts. Thus the total surface increases by

a factor ς varying in the range $\approx 1-2$. If this process lasts for, say, \tilde{N} e -foldings, the surface increases by a factor $\varsigma^{\tilde{N}}$ in addition to the standard inflationary expansion by a factor $e^{\tilde{N}}$. This fractal-like process of crinkles formation terminates when the size of the wall becomes comparable with the wall width $d = 1/m_\theta \neq 0$. The crinkles of sizes smaller than the wall width d will be smoothed out during the period of wall formation and their effect could be ignored in the analysis of successive wall evolution. Hence our direct aim is to determine the e -folding N_d at which crinkles of size d are still produced.

The scale of the crinkles produced at e -folding number N_d is approximately equal to the wall width d

$$d \approx l_{crinkle} = r_U(t^*)e^{N_d - N_U} = L_U \frac{T_0}{T^*} e^{N_d - N_U}. \quad (27)$$

This formula immediately leads to the number of e -foldings we need:

$$N_d = N_U + \ln \left[\frac{T^* d}{T_0 L_U} \right]. \quad (28)$$

Therefore the mass of a wall just after its nucleation is given by the expression

$$E_w \approx \sigma 4\pi R(N)^2 \varsigma^{N - N_d}. \quad (29)$$

Choosing the realistic numbers $N - N_d = 10-20$ and $\varsigma = 1.5$, one can see that the effective mass of the wall increases at the moment of its formation by a factor $\sim 10^2-10^3$. Also one has to note that the size $R_1(N)$ we have calculated in the previous section should be initially corrected by a factor $\varsigma^{\frac{1}{3}(N_d - N)}$ once the effects of crinkles are taken into account.

The internal tension in the wall leads to its local flattening with the growth of the horizon. The released energy is converted into the kinetic energy of the wall and into an energy of outgoing waves, which are predominantly the waves of that scalar field that produces the domain walls. In our case, it is the phase θ that acquires dynamical sense of the angular component of field φ .

A typical momentum k of the waves is of the order of the inverse wall width $1/d$, hence $k \sim m_\theta$ and the waves are necessary semirelativistic. Their kinetic energy decreases due to the cosmological expansion. So particles of mass m_θ are concentrated in the vicinity of the wall. These particles can further contribute to the process of BH formation. The situation can become more complex if the particles are unstable. In this case, the products of their decay are relativistic and most of the time, they escape capture by the gravitational field of the wall. The main immediate effect of these relativistic products is the local heating of the medium, surrounding the region of BH formation. Their concentration in this region and successive derelativization can later provide their possible contribution to the formation of BHs and BH clusters.

The density of these particles is diluted by cosmological expansion, whereas the wall kinetic energy is mainly redshifted, making the expression (29) approximately valid with $\varsigma \sim 1$ in the period of BH formation, when the whole wall enters the horizon.

However, the contribution of crinkles can be significant, in the period when the wall enters the horizon, and its successive evolution proceeds so quickly that the effects of wall flattening

are not suppressed by the cosmological expansion. In this period the wall flattening and crinkle decays transform the energy, stored in the smaller-scale crinkles, into the energy of scalar field waves and the kinetic energy of the wall. These products of wall flattening dominate in the local energy density, thus preventing the superluminal expansion of the considered region. If the effect of crinkles is sufficiently strong, the wall dominance may not arise, since the energy released in the flattening is always dominant over that of the negative pressure of the flattened wall within the horizon. The RD (or MD) regime of dominance of the energy, released in the flattening, implies the difference between the expansion law within the considered region and the general expansion; however, being subluminal, it continues until the whole wall enters the horizon.

The longer the period of crinkle-decay-products dominance is, the larger is the overdensity in this region, as compared with the mean cosmological density, $(\delta\rho/\rho) \gg 1$, when the wall enters the horizon. This difference provides the separation of this region from the general expansion and the effective BH formation in it, similar by to the PBH formation on the RD stage, considered by [18] (for a review see [17, 23]). This effects can modify the numerical values in BH distributions presented in the previous section. A special study is, however, necessary to take it into account.

5 Discussion

It should be obvious that the mechanism proposed in this article, which explains the formation of PBHs by the progeneration of objects that build up the mass of SMBHs in the centre of the galaxy, works in reality by production masses that accompany the most massive one. An indirect hint [38] that a situation of this sort can arise has been found recently in the centre a rather famous blazar, Mkr 501. Namely the combination of observations of the host galaxy allowing a direct measurement of the mass of the central BH in Mkr 501 and those of the modulation of high energy emission might be brought into agreement by assuming a binary system of highly unequal SMBHs hosted in the centre of this blazar. Thus, having BHs of intermediate masses accompanying the most massive ones, which are capable of coupling into binary systems, turns out not to be unrealistic.

We investigated in detail the primordial spatial distribution of BHs with masses in the range 10^{-11} - $10^6 M_\odot$. It was shown that such BHs could concentrate around a massive one in the scale of up to 10 Mpc. The total mass of a group of these primordial BHs can be of the order of a mass of ordinary galaxy clusters. The number of such a groups could be made to coincide approximately with a number of galaxy clusters. Their formation begins at a very early stage, which is characterized by the temperature $T^* \sim \sqrt{M_P m_\theta} \sim 10^5 \text{ GeV}$; for the most massive BHs, it may continue even after the period of Big Bang nucleosynthesis, but stop in any case long before star formation. Being compatible with the constraints on the average primordial light element abundance and with the averaged restrictions on the distortions of the CMB black-body spectrum, the formation of PBH clusters around the most massive BH may lead to local peculiarities of pregalactic chemical composition, and to specific effects in the spectrum, angular distribution and polarization of small-scale CMB fluctuations, accessible

to the observational test. After recombination of hydrogen at the modern matter-dominated stage, baryons are influenced by the gravitational potential of a primordial BH group, which facilitates galaxy formation. The proposed model can offer the alternative to the standard picture of galaxy formation by the slow growth of baryon–density fluctuations.

To illustrate our approach we considered the simple model of a PNG field in an inflationary Universe. The physically self-consistent realization of the proposed scenario should imply more sophisticated models. Such a realization should provide the compatibility of this scenario with the observational constraints. Namely, the large-scale fluctuations of the PNG field should be suppressed so as not to cause too large CMB anisotropy. Another problem of a realistic scenario will be to satisfy the constraint on the oscillations of the energy density of the PNG field, playing the role of cold dark matter, or to provide a sufficiently rapid decay of PNG particles, if the parameters of the chosen model lead to the contradiction with this constraint.

At the end of the discussion it should be noted that the existence of such systems of primordial BHs correlated in space offers a new element to the standard Λ –CDM model. It could add additional power to the spectrum of density fluctuations on small scales, where the measurements of the Ly α forest are relevant [39]. It is important that the described structures of PBHs do not evaporate significantly due to the large amount of their constituents. This fact makes the clusters of PBHs very favourable to being gravitationally bounded during the epoch of galaxy formation, up to the galaxy clusters scales.

Acknowledgements

The work of M.Kh and S.R. was performed in the framework of the State Contract 40.022.1.1.1106 and was partially supported by the RFBR grant 02-02-17490 and grant UR.02.01.026.

References

- [1] Ya. B. Zel’dovich, Soviet Phys.-Doklady **9**, 195 (1964); E. E. Salpeter, Astrophys.J. **140**, 796 (1964).
- [2] M. J. Rees, Annu. Rev. Astron. Astrophys. **22**, 471 (1984); M. J. Rees, arXiv:astro-ph/9701161.
- [3] J. Kormendy and K. Gebhardt, arXiv:astro-ph/0105230.
- [4] D. Richstone *et al.*, Nature **395**, A14 (1998) [arXiv:astro-ph/9810378].
- [5] A. Ghez, M. Morris, E. E. Becklin, T. Kremenek and A. Tanner, Nature **407**, 349 (2000) [arXiv:astro-ph/0009339].
- [6] K. Gebhardt *et al.*, Astrophys.J. **539**, L642 (2000) [arXiv:astro-ph/0006289]; L. Ferrarese and D. Merritt, Astrophys.J. **539**, L9 (2000) [arXiv:astro-ph/0006053].

- [7] X. Fan *et al.* [SDSS Collaboration], *Astron. J.* **120**, 1167 (2000) [arXiv:astro-ph/0005414]; *Astron. J.* **122**, 2833 (2001) [arXiv:astro-ph/0108063].
- [8] A. Soltan, *Mon. Not. Roy. Astron. Soc.* **200**, 115 (1982); Q. j. Yu and S. Tremaine, *Mon. Not. Roy. Astron. Soc.* **335**, 965 (2002) [arXiv:astro-ph/0203082].
- [9] O. Y. Gnedin, *Class. & Quant. Grav.* **18**, 3983 (2001) [arXiv:astro-ph/0108070].
- [10] A. M. Green, S. Hofmann and D. J. Schwarz, arXiv:astro-ph/0309621.
- [11] S. L. Shapiro, arXiv:astro-ph/0304202; arXiv:astro-ph/0310070.
- [12] S. G. Rubin, M. Y. Khlopov and A. S. Sakharov, *Grav. Cosmol.* **S6**, 51 (2000) [arXiv:hep-ph/0005271].
- [13] S. G. Rubin, A. S. Sakharov and M. Y. Khlopov, *J. Exper. Theor. Phys.* **91**, 921 (2001) [*J. Exp. Theor. Phys.* **92**, 921 (2001)] [arXiv:hep-ph/0106187].
- [14] M. Y. Khlopov, S. G. Rubin and A. S. Sakharov, arXiv:astro-ph/0202505.
- [15] D. H. Lyth and D. Wands, *Phys. Lett. B* **524**, 5 (2002) [arXiv:hep-ph/0110002]; A. D. Linde and V. Mukhanov, *Phys. Rev. D* **56** (1997) 535 [arXiv:astro-ph/9610219]. M. Giovannini, arXiv:hep-ph/0310024.
- [16] Ya.B. Zeldovich and I.D. Novikov, *Sov. Astron.*, **10** 602 (1967); J.C. Niemeyer, K. Jedamzik, *Phys. Rev.* **D59**, 124013 (1999).
- [17] A.G. Polnarev and M.Yu. Khlopov, *Sov. Phys. Usp.* **145**, 369 (1985); *Phys. Lett. B* **97** (1980) 383; M.Yu. Khlopov, B.A. Malomed and Ya.B. Zeldovich, *Mon. Not. Roy. Astron. Soc.* **314** (1985) 170; A.F. Kadnikov, M.Yu. Khlopov and V.I. Maslyankin, *Astrophysics* **31** (1990) 523.
- [18] I.D. Novikov, A.G. Polnarev, A.A. Starobinskii, Ya.B. Zeldovich, *Astron. and Astrophys.*, **80**, 104 (1979).
- [19] S. Hawking, *Phys. Lett.* **B231**, 237 (1989); A. Polnarev and R. Zembowicz, *Phys. Rev.* **D43**, 1106 (1991).
- [20] S.W. Hawking, I.G. Moss and J.M. Stewart, *Phys. Rev.* **D26**, 2681 (1982); I.G. Moss, *Phys. Rev.* **D50**, 676 (1994)
- [21] M.Yu. Khlopov, R.V. Konoplich, S.G. Rubin and A.S. Sakharov, *Phys. Atom. Nucl.* **62**, 1593 (1999); hep-ph/9807343; hep-ph/9912422
- [22] M.Yu. Khlopov and V.M. Chechetkin, *Sov. J. Part. Nucl.* **18**, 267 (1987).
- [23] M.Yu. Khlopov, *Cosmoparticle physics* (World Scientific, Singapore, New Jersey, London, Hong Kong, 1999).

- [24] L. Kofman and A. Linde, Nucl. Phys. **B282**, 555 (1987); A.S. Sakharov and M.Yu. Khlopov, Sov. J. Nucl. Phys. **56**, 412 (1993).
- [25] R. Bean and J. Magueijo, Phys. Rev. D **66**, 063505 (2002) [arXiv:astro-ph/0204486].
- [26] D. N. Spergel *et al.*, Astrophys. J. Suppl. **148**, 175 (2003) [arXiv:astro-ph/0302209].
- [27] M. Colless *et al.*, Mon. Not. Roy. Astron. Soc. **328**, 1039 (2001) [arXiv:astro-ph/0106498].
- [28] F.C. Adams *et al.*, Phys. Rev. **D47**, 426 (1993).
- [29] A. Starobinsky, JETP Lett. **30**, 682 (1979); Phys. Lett. **91B**, 99 (1980).
- [30] A. Vilenkin and E.P.S. Shellard, *Cosmic strings and other topological defects* (Cambridge University Press, Cambridge, 1994).
- [31] P. Sikivie, Phys. Rev. Lett. **48**, 1156 (1982).
- [32] J.E. Kim, Phys. Rep. **150**, 1 (1987).
- [33] V. Bozza, M. Gasperini, M. Giovannini and G. Veneziano, Phys. Rev. D **67** (2003) 063514 [arXiv:hep-ph/0212112].
- [34] M. Y. Khlopov, S. G. Rubin and A. S. Sakharov, arXiv:hep-ph/0210012; Phys. Rev. **D62**, 083505 (2001) [arXiv:hep-ph/0003285]
- [35] V.A. Berezin, V.A. Kuzmin and I.I. Tkachev, Phys. Lett. **120B**, 91 (1983).
- [36] J. Ipser and P. Sikivie, Phys. Rev. **D30**, 712 (1984).
- [37] A. Linde, D. Linde and A. Mezlumian, Phys. Rev. **D49**, 1783 (1994).
- [38] F. M. Rieger and K. Mannheim, Astron. Astrophys. **397**, 121 (2003) [arXiv:astro-ph/0210326].
- [39] N. Afshordi, P. McDonald and D. N. Spergel, Astrophys. J. **594**, L71 (2003) [arXiv:astro-ph/0302035].