

A LARGE SAMPLE OF SPECTROSCOPIC REDSHIFTS IN THE ACS-GOODS REGION OF THE HDF-N

L. L. COWIE,^{1,2} A. J. BARGER,^{1,3,4,2} E. M. HU,^{1,2} P. CAPAK^{1,2} A. SONGAILA^{1,2}

Submitted to the Astronomical Journal

ABSTRACT

We report the results of an extensive spectroscopic survey of galaxies in the roughly 160 arcmin² ACS-GOODS region surrounding the HDF-N. We have identified 787 galaxies or stars with $z' < 24$, $R < 24.5$, or $B < 25$ lying in the region. The spectra were obtained with either the DEIMOS or LRIS spectrographs on the Keck 10 m telescopes. The results are compared with photometric redshift estimates and with redshifts from the literature, as well as with the redshifts of a parallel effort led by a group at Keck. Our sample, when combined with the literature data, provides identifications for 1180 sources.

We use our results to determine the redshift distributions with magnitude, to analyze the rest-frame color distributions with redshift and spectral type, and to investigate the dependence of the X-ray galaxy properties on the local galaxy density in the redshift interval $z = 0 - 1.5$. We find the rather surprising result that the galaxy X-ray properties are not strongly dependent on the local galaxy density for galaxies in the same luminosity range.

Subject headings: cosmology: observations — early universe — galaxies: distances and redshifts — galaxies: evolution — galaxies: formation

1. INTRODUCTION

The Hubble Deep Field-North (HDF-N; Williams et al. 1996; Ferguson, Dickinson, & Williams 2000) remains the single most intensively studied region on the sky. In addition to the defining *HST* WFPC2 observations of the central 5.3 arcmin² area (the HDF-N proper), the field was also the target of the deepest X-ray exposure to date, the 2 Ms *Chandra* Deep Field-North (CDF-N) observation (Alexander et al. 2003; Barger et al. 2003), which covers about 460 arcmin². Even wider areas have been covered with ultradeep ground-based optical and near-infrared imaging (Capak et al. 2003 and references therein) and with very deep 20 cm radio observations with the VLA (Richards 2000).

Most recently, a roughly 160 arcmin² region, covering the HDF-N proper and lying mostly within the CDF-N, was observed with the ACS camera on *HST* in four passbands (F435W, F606W, F775W, F850LP) as part of the GOODS *HST* Treasury program (hereafter, ACS-GOODS; Giavalisco et al. 2003). This region will also be the target of the deepest *SIRTF* observations, as part of the GOODS *SIRTF* Legacy

program (M. Dickinson, PI). While not quite as deep as the HDF-N proper, the ACS-GOODS survey provides a very deep, high spatial resolution image of a moderately large area of sky.

While photometric redshift surveys can cover large areas—avoiding the problems of cosmic variance, which can be significant in areas the size of the ACS-GOODS region—and are useful for determining the evolution of the luminosity function and the universal star formation history (see Capak et al. 2004 for a photometric redshift analysis of the 600 arcmin² Suprime-Cam field around the HDF-N), spectroscopic redshift surveys are needed to determine the evolution of clustering and the environmental dependences of galaxy properties, such as their X-ray, submillimeter, and radio emission. Spectroscopic redshifts are also required for determining the distribution of spectral types, which may be combined with galaxy morphologies from the ACS-GOODS observations, and for determining line luminosities, which provide an alternative way of approaching the star formation history. Finally, spectroscopic redshifts may be used to refine photometric redshift estimates and to test what fraction of photometric redshifts are

¹Visiting Astronomer, W. M. Keck Observatory, which is jointly operated by the California Institute of Technology, the University of California, and the National Aeronautics and Space Administration.

²Institute for Astronomy, University of Hawaii, 2680 Woodlawn Drive, Honolulu, HI 96822; cowie@ifa.hawaii.edu; barger@ifa.hawaii.edu; hu@ifa.hawaii.edu; capak@ifa.hawaii.edu

³Department of Astronomy, University of Wisconsin-Madison, 475 North Charter Street, Madison, WI 53706.

⁴Department of Physics and Astronomy, University of Hawaii, 2505 Correa Road, Honolulu, HI 96822.

in error in a given field. Some classes of sources, such as broad-line AGNs or sources that have very strong emission lines, frequently have bad photometric redshifts (e.g., see Barger et al. 2003), and spectroscopic measurements can be used to determine how common such sources are. The present paper, and a parallel paper by Wirth et al. (2004), describe two efforts to spectroscopically identify large, well-defined samples in the ACS-GOODS region.

The region around the HDF-N was intensively observed spectroscopically by a number of groups using the Low-Resolution Imaging Spectrograph (LRIS; Oke et al. 1995) on the Keck 10 m telescopes. This was a labor-intensive effort, since typically only 20 – 30 sources could be observed in each mask, and ~ 1 hr observations were required. However, spectra were obtained for 671 sources (see the compilation of Cohen et al. 2000 for full referencing). Analyses of various aspects of this sample are given in Cohen (2001) and Cohen (2002).

The recent implementation of the Deep Extragalactic Imaging Multi-Object Spectrograph (DEIMOS; Faber et al. 2003) on the Keck II 10 m telescope has greatly increased the speed with which such observations may be carried out. DEIMOS can observe around 100 or more sources per mask, and its higher resolution and quantum efficiency make identifications more straightforward. The long axis of the field-of-view of the instrument is well matched to the 18 arcminute long axis of the ACS-GOODS field, and most of the ACS-GOODS field can be covered in two DEIMOS pointings. With DEIMOS it should be possible to identify nearly all of the sources with optical AB magnitudes brighter than 24 in the red through the entire ACS-GOODS area.

Recognizing this, two parallel efforts were begun in Spring 2003 to map spectroscopically the galaxies in the ACS-GOODS area with DEIMOS. A team led by Keck astronomers (hereafter, the Keck Team Redshift Survey or KTRS) focused purely on an R magnitude selected sample in the ACS-GOODS region, using observing and reduction techniques developed for the DEEP-2 project (Davis et al. 2003). This sample is described in the paper by Wirth et al. (2004). Our own sample was embedded within observations targeted at high-redshift galaxies and X-ray and radio selected galaxies in the wider regions, as described in Hu et al. (2004), Barger et al. (2003), and Cowie et al. (2004). Free regions of the masks that lay within the ACS-GOODS area were filled with magnitude selected samples chosen to have $z' < 23.5$, $R < 24$, or $B < 24.5$. Some fainter sources were also included where no suitable brighter targets could be obtained. Combining our DEIMOS data with our LRIS data from earlier runs, we now have spectroscopic iden-

tifications for 787 sources in the field with $z' < 24$, $R < 24.5$, or $B < 25$. Combining this sample with data from the literature (Cohen et al. 2000, hereafter C00; Dawson et al. 2001, hereafter D01; Steidel et al. 2003, hereafter S03) increases the identified sample to 1180.

In the present paper we describe our spectroscopic sample and compare it with other spectroscopic and photometric redshift samples, focusing on our sample's completeness. We then analyze our $z' < 23.5$ selected sample in detail to look at how the colors and the star formation and AGN signatures of the galaxies depend on their density environment over the $z = 0 - 1.5$ redshift range. We take $H_0 = 65 h_{65} \text{ km s}^{-1} \text{ Mpc}^{-1}$ and use an $\Omega_M = \frac{1}{3}$, $\Omega_\Lambda = \frac{2}{3}$ cosmology.

2. OBSERVATIONS

Since the ACS-GOODS observations were in progress at the time of our mask designs, the astrometric and photometric properties of the sample were taken from the ground-based catalog of Capak et al. (2003). In the present paper we use the astrometric positions from the ACS-GOODS catalog, which were kindly provided by Mauro Giavalisco, but we continue to use the photometric magnitudes from Capak et al. We chose the DEIMOS sample from galaxies in the area with $z' < 23.5$, supplemented by galaxies with $R < 24$ or with $B < 24.5$. Where no primary target could be fitted into a slit mask, we included sources up to half a magnitude fainter. As noted above, many of the sources already had redshifts in the literature or from our own previous LRIS spectroscopy. In planning our DEIMOS observations, we prioritized unobserved sources over those with existing redshifts. However, where no unobserved target was available, we included sources with known redshifts, since one of our primary goals was to obtain as uniform a set of spectra for the sources as possible.

The new spectroscopic observations were obtained with DEIMOS on Keck II the nights of UT 2003 January 29–30, March 27, April 25–27, and May 27. The observations were made with the 600 lines per mm grating, giving a resolution of 3.5 \AA and a wavelength coverage of 5300 \AA . The spectra were centered at an average wavelength of 7200 \AA , though the exact wavelength range for each spectrum depends on the slit position. Each ~ 1 hr exposure was broken into three subsets, with the sources stepped along the slit by $1.5''$ in each direction. The spectra were reduced in the same way as previous LRIS spectra (see Cowie et al. 1996) by forming a primary sky subtraction from the median of the dithered images, registering and combining the images with a cosmic ray rejection filter, removing geometric distortion, and then

applying a profile weighted extraction to obtain the spectrum. The wavelength calibration was made using a polynomial fit to the night sky spectrum.

Each spectrum was individually inspected, and a redshift was measured only where a robust identification was possible. The high resolution of the DEIMOS observations greatly simplifies the identification of sources dominated by single strong emission lines since it resolves the doublet structure of the [OII] 3727 Å line. As discussed below, most of the magnitude-limited sample sources could be identified. The incompleteness is largest at the faint end, but in a small number of cases (about 5 – 10%, depending on the mask) the spectra were problematic in some way (e.g., the sources were at the edge of a CCD chip or in the heavily distorted and vignetted regions at the edge of the mask); these are present at all magnitudes. Sources that were observed but could not be identified (independent of the cause) are retained in our main table (Table 1).

In Table 1 we list the 905 sources that we observed with either DEIMOS or LRIS and have spectra for, from any part of the ACS-GOODS area, and satisfying the magnitude constraints $z' < 24$, $R < 24.5$, or $B < 25$. Table 1 is ordered by R magnitude and gives the right ascension and declination in decimal degrees (from the ACS-GOODS catalog), the z' , R , and B magnitudes (from the ground-based data of Capak et al. 2003), and the measured redshift. The magnitudes are 3" diameter aperture magnitudes corrected to total magnitudes. Where a source is saturated or otherwise problematic, the magnitudes are omitted. In the redshift column, sources which were observed but not identified are shown as “obs”. Of the sources in the table, 787 are identified, comprising 704 galaxies and 83 stars. We refer to the sample in Table 1 as the “Hawaii” sample.

In Table 2 we combined the identified sources in the “Hawaii” sample with redshifts from the literature to form a more complete table. Including the data from C00, D01, and S03, we have redshifts or stellar identifications for 1180 sources. Table 2 gives the right ascension and declination in decimal degrees from the ACS-GOODS catalog, the HK' , z' , I , R , V , B , and U magnitudes from Capak et al. (2003), the redshift and its source (H=Hawaii, C00, D01, or S03), the photometric redshift from Capak et al. (2004), and the odds assigned to it (see § 3.2). Sources in the sample that are compact in the ACS-GOODS images and are classified as stars from the empirical star-galaxy separation criterion $(V - I) - 2.0(I - HK') = -1.1$ given in Barger et al. (1999) are assigned as stars in the photometric redshift list. We refer to the sample in Table 2 as the “total” sample.

There are a very small number of discrepant

sources, where different groups have assigned different redshifts. In only one instance does a Hawaii DEIMOS redshift differ from a Hawaii LRIS redshift. In this case, the DEIMOS redshift also turns out to be inconsistent with other groups’ measurements (see Table 3), so we adopt the LRIS redshift in our “Hawaii” sample.

3. TESTS

3.1. Comparison with other catalogs

In order to compare the “Hawaii” sample with the KTRS sample of Wirth et al. (2003) and the literature samples (C00, D01, and S03), we first combined the KTRS and literature samples to form the “other” sample. In the small number of cases where there were discrepancies, we somewhat arbitrarily resolved these in favor of KTRS, then C00, then D01, and then S03. There are 552 overlapping identifications between the “Hawaii” sample and the “other” sample. Of these, 512 are galaxies and 40 are stars. All of the star identifications are consistent in the two samples. In Figure 1 we compare the “Hawaii” galaxy redshifts with the “other” galaxy redshifts and find that nearly all of these are also consistent. Considering a redshift to be discrepant if it deviates by more than 0.01, we find that only seven of the overlap galaxies are discrepant, in addition to the one internally inconsistent galaxy discussed in § 2; the latter source is not shown in Fig. 1 because we adopted our LRIS redshift instead of our DEIMOS redshift. These eight galaxies give an upper bound of 1.4% of sources where the identifications might be problematic in the “Hawaii” sample; they are summarized and briefly described in Table 3.

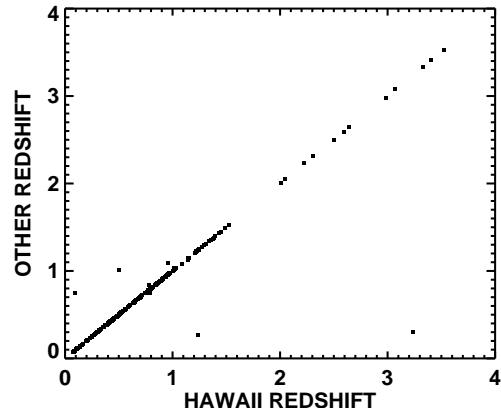


FIG. 1.— “Hawaii” spectroscopic redshift versus “other” spectroscopic redshift (from the KTRS and literature samples). There are 512 overlapping galaxy identifications between the “Hawaii” sample and the “other” sample, only seven of which have discrepant redshifts.

3.2. Photometric redshift comparison

We next compared the “total” sample of redshifts (from the Hawaii observations and the literature) with the photometric redshift catalog of Capak et al. (2004). The photometric redshift estimates are based on ultradeep imaging in seven colors from U to HK' (Capak et al. 2003) and were computed using the Bayesian code of Benítez (2000). This code assigns odds that the redshift lies close to the estimated value. We only use those cases where the odds lie above 90%. The imaging data also saturate at bright magnitudes, so we restrict the comparison to sources with $R > 20$. This gives a sample of 1078 sources with both spectroscopic and photometric redshifts, which we compare in Figure 2. Fourteen of the sources are broad-line AGNs, where the photometric estimates may be poorer since the templates do not properly model such sources. We have distinguished these sources in Figure 2 with larger solid squares. 97% of the photometric redshifts agree to within a multiplicative factor of 1.3 with the spectroscopic redshifts. This is consistent with the expectation from the odds assigned to the photometric redshifts. The agreement is independent of magnitude over the $R = 20 - 24$ range.

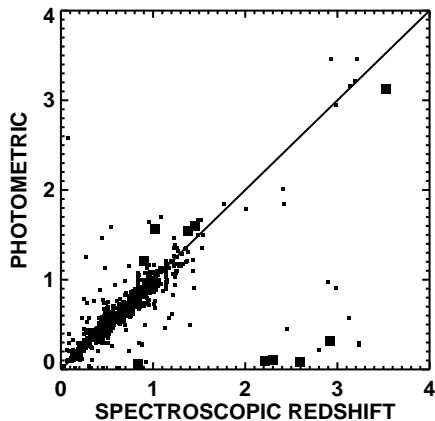


FIG. 2.— Photometric redshift versus spectroscopic redshift for the 1078 sources from the “total” sample with $20 < R < 24$ having both redshift measurements. The 14 broad-line AGNs are denoted by large solid squares. Only 38 of the photometric redshifts differ by more than a multiplicative factor of 1.3 from the spectroscopic redshifts; eight of these are broad-line AGNs.

We may also use the photometric redshifts to test whether there are redshift intervals where the spectroscopic identifications are substantially incomplete. In Figure 3 we compare for three magnitude bins the histogram (*dotted line*) of the spectroscopic redshifts (from the “total” sample) with the histogram (*dashed line*) of the photometric redshifts. In the $R = 20 - 22$ and $R = 22 - 23$ bins, the shapes of the two histograms are similar, and an appropriate renormalization (*solid line*) produces close agreement between the two distributions. However, in the $R = 23 - 24$

interval, a higher fraction of sources are expected to lie at $z > 1.5$ on the basis of the photometric redshifts than are spectroscopically observed at such redshifts. This is the well-known spectroscopic “desert”, where the $[OII] 3727 \text{ \AA}$ line has moved out of the optical window, while the ultraviolet signatures have not yet entered.

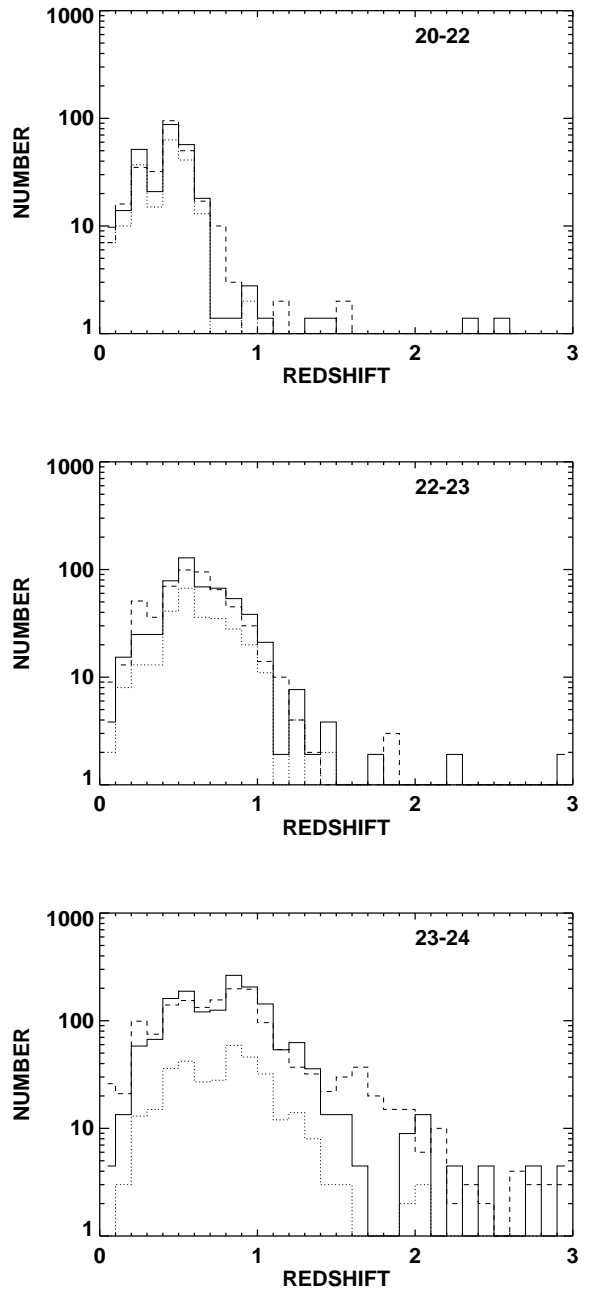


FIG. 3.— Observed spectroscopic (from the “total” sample; *dotted*) and photometric (*dashed*) redshift distributions for three magnitude bins: (a) $R = 20 - 22$, (b) $R = 22 - 23$, and (c) $R = 23 - 24$. Solid line shows the spectroscopic distribution renormalized to match the total number of sources. Only region of significant incompleteness is the spectroscopic desert at $z = 1.5 - 2$ in the faintest magnitude ($R = 23 - 24$) interval.

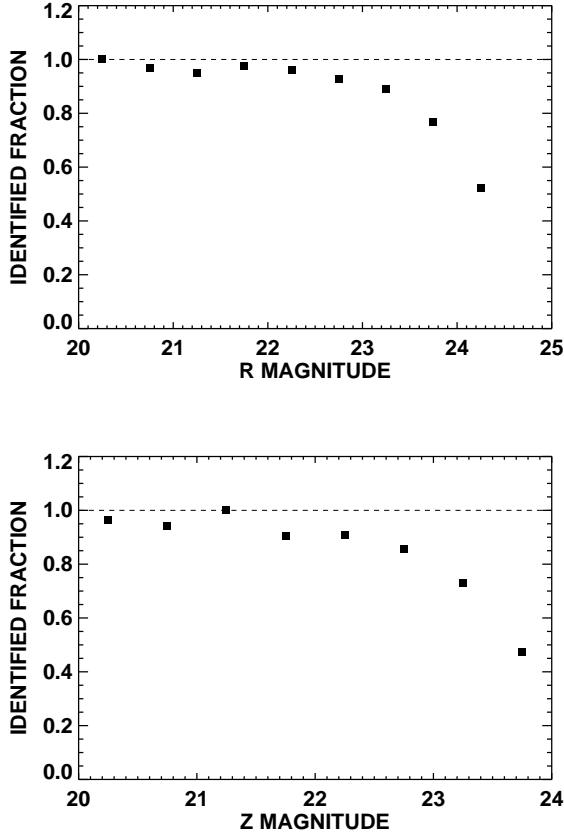


FIG. 4.— Fractional completeness in 0.5 mag intervals of the “Hawaii” DEIMOS spectroscopic identifications using (a) the R selected sample and (b) the z' selected sample.

3.3. Completeness

We next tested the fractional completeness of the “Hawaii” DEIMOS spectroscopic identifications versus magnitude. The results, which should be typical of what can be achieved with 1 hour exposures on this instrument, are given in Figure 4. Below $R = 23$, nearly all of the observed sources are identified, except in a very small fraction of cases where there were problems with the spectra. The completeness begins to drop off beyond $R = 23$, and by $R = 24$, it has fallen to about 60%. Some part of this may be a consequence of there being a higher fraction of $z > 1.5$ sources at these fainter magnitudes, since such sources in the spectroscopic desert are hard to identify. The photometric redshift estimates shown in Figure 3 predict that 13% of the sources in the $R = 23.75 - 24.25$ interval should lie between $z = 1.5$ and $z = 2$, while only 5 sources are spectroscopically identified in this redshift interval. This suggests that about a third of the incompleteness is caused by redshift evolution moving the sources into difficult redshift ranges and that the remaining incompleteness is primarily caused by the lower S/N in the spectra of

the fainter sources.

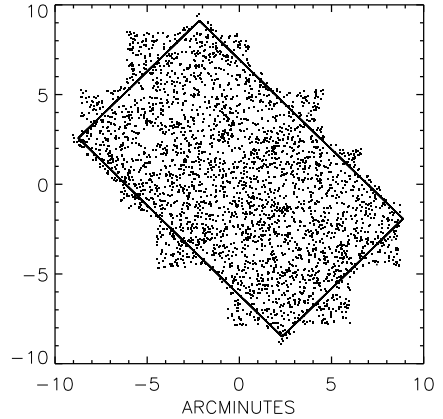


FIG. 5.— Magnitude selected sources in the ACS-GOODS region. To simplify the complex geometry and eliminate sources that are poorly covered in the ACS tiling, we restrict to sources lying within the rectangular area shown. Rectangle is centered at 189.227018 and 62.238091, with a long axis of 15.63 arcmin and a short axis of 9.28 arcmin. The long axis is oriented at 45 degrees to the N-S direction and runs from NE to SW.

3.4. Fraction Observed

The ACS-GOODS region has a complex morphology due to the tiling process (see Fig. 5). To eliminate the more poorly covered regions, from now on we restrict our analysis to the rectangular 145 arcmin² area shown in Figure 5; hereafter we refer to this as the “restricted” field. The coordinates and size of this area are given in the Figure 5 caption. The area contains 3460 sources that satisfy the primary magnitude selection criteria ($z' < 23.5$, $R < 24$, or $B < 24.5$).

Figure 6 shows the fractional identifications versus R and z' magnitude for the “total” sample in the restricted field. Figure 7 shows the same versus position along the long axis of the rectangle. More than a third of the sources have been identified to $R = 24$ and $z' = 23.5$, with the fractions being higher at the brighter magnitudes. The “total” sample is rather strongly concentrated around the HDF-N proper (see Fig. 7).

In order to show the current completeness of all spectroscopic data on the field we have combined the present data with the KTRS sample of Wirth et al. (2003). In the restricted field this raises the number of identified sources to slightly more than 1800, or more than half the sources to $R = 24$ (see Fig. 6). The inclusion of the KTRS data also substantially smooths the spatial distribution (see Fig. 7).

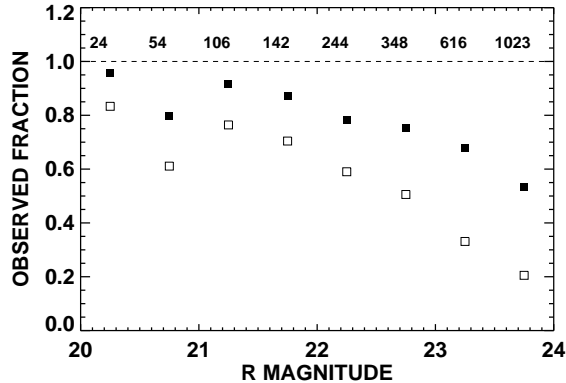


FIG. 6.— Fractional completeness (*open squares*) of the $R < 24$ “total” sample in the restricted field (as compared to all of the sources in the restricted field, whether observed or not) vs. R magnitude. Total number of sources in each magnitude bin is shown along the top. Solid squares show the fractional completeness when combined with the KTRS sample in the restricted field.

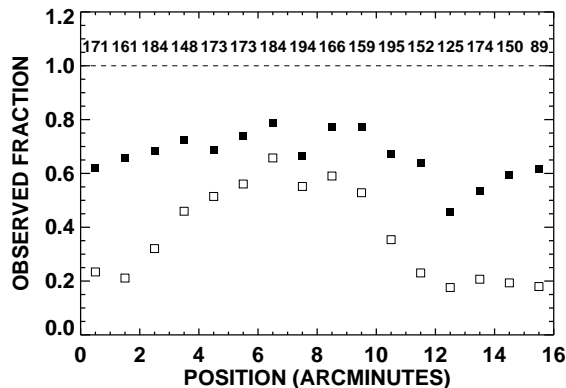


FIG. 7.— Fractional completeness (*open squares*) of the $R < 24$ “total” sample in the restricted field (as compared to all of the sources in the restricted field, whether observed or not) vs. position along the long axis of the ACS-GOODS field. Total number of sources at each position is shown along the top. Solid squares show the fractional completeness when combined with the KTRS sample in the restricted field.

4. DISCUSSION

4.1. Redshift distribution

Figure 8 shows the redshift-magnitude diagrams for the $R < 24$ and $z' < 23.5$ selected sources in the “total” sample in the restricted field. At magnitudes $R < 23$ or $z' < 22.5$, nearly all of the sources at redshifts higher than $z = 1.5$ are broad-line AGNs. At fainter magnitudes, the more normal galaxy population stretches beyond $z = 1.5$ into the redshift desert (see § 3.3), and the truncation of the redshift distribution at $z = 1.5$ is clearly seen. A small number of galaxies have measured redshifts above $z = 2$. A substantial fraction of the $z > 2$ sources have X-ray counterparts (*large open squares*) and may have sub-

stantial AGN contributions to their light, but many do not (see Barger et al. 2003).

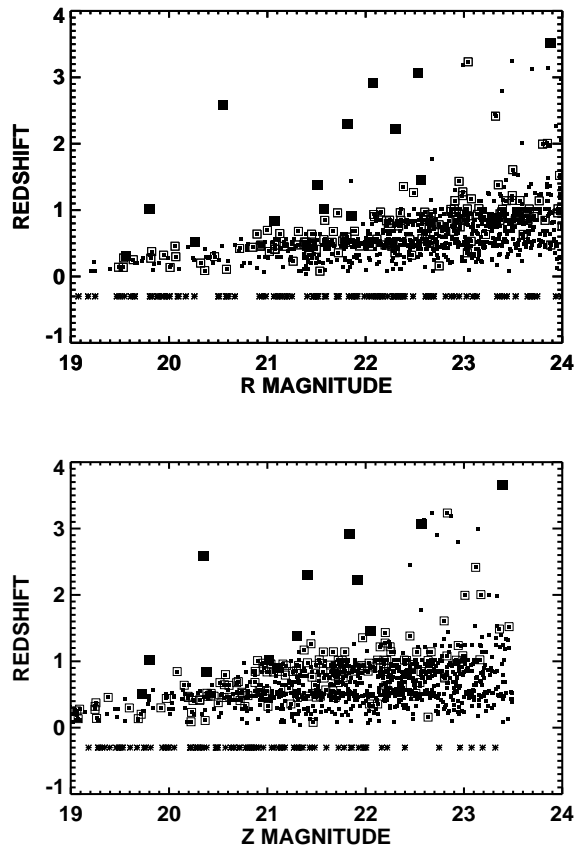


FIG. 8.— Spectroscopic redshift versus magnitude for the (a) $R < 24$ and (b) $z' < 23.5$ selected sources in the “total” sample in the restricted field. Broad-line sources are denoted by large solid squares, and X-ray sources by large open squares. Stars are denoted by asterisks.

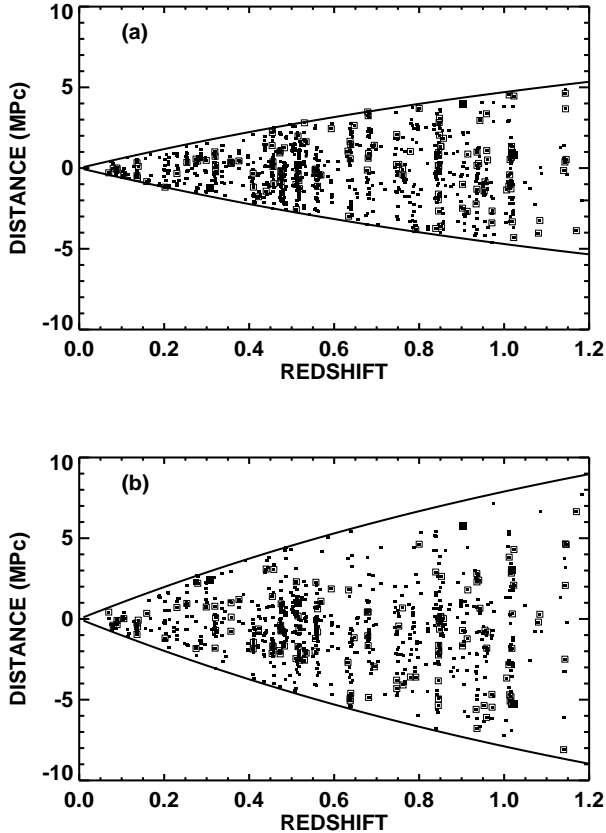


FIG. 9.— Pie diagrams for the spectroscopically identified sources in the “total” sample in the restricted field. (a) Slice parallel to the long axis of the ACS-GOODS region. (b) Slice parallel to the short axis. Angular distances are plotted versus redshift. Broad-line sources are denoted by large solid squares, and X-ray sources by large open squares. All of the broad-line AGNs are also X-ray sources.

The well-known “velocity sheets” (C00) that are a consequence of the large scale clustering can be seen in the redshift-magnitude diagrams. These are more clearly visible in the pie diagrams of Figure 9, which show the distributions (a) parallel and (b) perpendicular to the long axis of the ACS-GOODS rectangle. The most prominent of the sheets lie at $z = 0.85$ and $z = 1.01$. The sheets extend most of the way along the long axis (the drop-off at the ends is a consequence of the higher incompleteness of the observations at these positions—see Figure 7), but the $z = 1.01$ sheet is primarily found on the eastern side of the rectangle. The X-ray source positions (*large open squares*) and broad-line AGN positions (*large solid squares*) are shown on the pie diagrams. As has been previously noted, these also show velocity sheet structures (Barger et al. 2002, 2003; Gilli et al. 2003). We shall return to the question of whether they are more concentrated into velocity sheets than the normal galaxies in § 4.3.

4.2. Galaxy colors versus redshift

Figure 10 shows $R - z'$ color versus redshift for the $z' < 23.5$ “total” sample in the restricted field. The upper bound of the distribution matches extremely well to the expected color of an elliptical galaxy. Apparently, very few galaxies are sufficiently reddened to lie above this envelope. There are only six such sources, three of which are galaxy pairs and radio sources (*solid squares*), suggesting they may be dusty mergers. It is unclear why the other three sources lie at these colors.

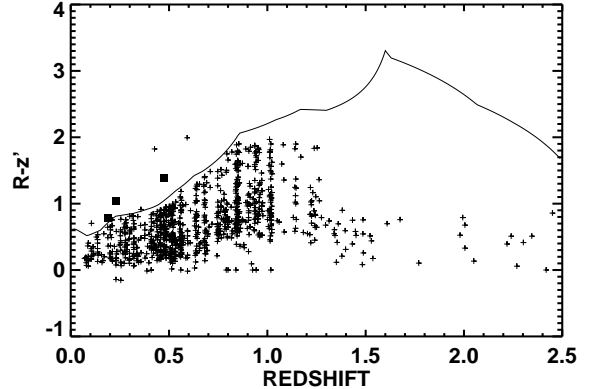


FIG. 10.— $R - z'$ color versus redshift for the $z' = 23.5$ “total” sample in the restricted field. Only sources with spectroscopic redshifts are shown. Upper curve shows the color of the Coleman, Wu, & Weedman (1980) elliptical galaxy versus redshift, which almost perfectly maps the upper envelope of the distribution over the $z = 0 - 1$ redshift range. Only 6 sources lie above the envelope, three of which are galaxy pairs and radio sources (*solid squares*).

Because of the extensive color information available (Table 2), we may analyze the galaxy colors in a more model-independent fashion by interpolating to form the rest-frame colors at each redshift. In Figure 11 we show the rest-frame 2800 – 8000 Å color versus redshift. The upper bound matches the color of an elliptical galaxy and is nearly invariant from $z = 0 - 1$. Beyond this redshift, the z' selection becomes biased against elliptical galaxies as the 4000 Å break enters the z' band. The bottom of the distribution corresponds to irregulars, star formers, and broad-line AGNs (the latter are denoted by large solid squares).

The type selection versus absolute magnitude is illustrated in Figure 12, where we show the rest-frame absolute (a) 8000 Å and (b) 2800 Å magnitudes versus redshift. For Figure 12a we use $z' < 23.5$, but we implicitly have a second selection since we need to interpolate between the HK' magnitudes and the z' magnitudes to determine the 8000 Å magnitudes at high redshifts. To formalize this, we also limit the sample to $HK' < 22.5$. This HK' selection is illustrated with a dashed curve computed for a flat-spectrum source. Above this curve, all sources should

be included, if we assume that all sources are redder than flat f_ν . However, the z' selection means that we will omit redder sources at the higher redshifts and fainter magnitudes. We illustrate this for the case of an elliptical galaxy (*solid curve*) and a spiral galaxy (*dashed curve*). At $z = 1.2$ we will omit ellipticals fainter than about -22 in the rest-frame 8000 Å band. For Figure 12b we use $R < 24$. Since this is a red-selected sample, we again illustrate the selection threshold for a flat f_ν spectrum. All sources above this line should be included.

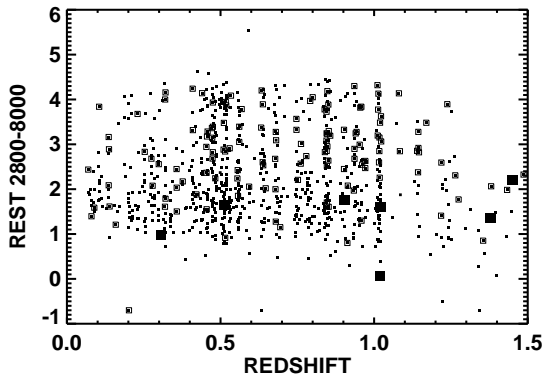


FIG. 11.— Rest-frame 2800 – 8000 Å color versus redshift for the $z' < 23.5$ sample. Only sources with spectroscopic redshifts are shown. Large solid squares denote broad-line AGNs, and large open squares denote *Chandra* sources.

In Figures 12a and 12b, we also show the positions of the sources with broad emission lines in their spectra (*large solid squares*) and the positions of the sources with high X-ray luminosities ($L_X > 10^{42}$ ergs s $^{-1}$; *large open squares*). Most of the high ultraviolet luminosity sources fall in these categories and may have substantial AGN contributions. Previous analyses have not been able to distinguish between these sources and galaxies where the ultraviolet light is dominated by star formation. Further discussion of the evolution of the light density and luminosity functions with redshift may be found in Capak et al. (2004).

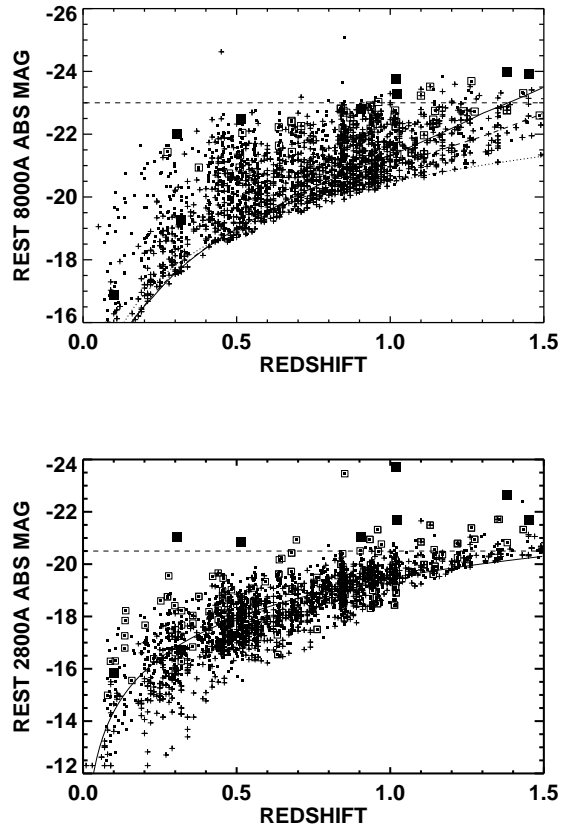


FIG. 12.— Absolute rest-frame magnitude versus redshift at (a) 8000 Å and (b) 2800 Å. In each case, sources with spectroscopic redshifts are denoted by small solid symbols, and sources with photometric redshifts are denoted by plus signs. Sources with broad emission lines are denoted by large solid squares, and sources with X-ray luminosities $L_X > 10^{42}$ ergs s $^{-1}$ by large open squares. Dotted curve in (a) shows the $HK' < 22.5$ selection for sources with a flat f_ν spectrum, while solid and dashed curves show the $z' < 23.5$ selection for an elliptical galaxy and a spiral galaxy, respectively. Solid curve in (b) shows the $R < 24$ selection for a flat f_ν spectrum galaxy. The horizontal dashed lines show a reference absolute magnitude of -23 for 8000 Å and -21.5 for 2800 Å which roughly corresponds to the maximum observed values at high redshift for objects without AGN signatures.

4.3. X-ray properties versus environment

A large fraction of the most luminous galaxies harbor AGNs. For all galaxies with $M_{8000 \text{ Å}} < -21$ in the $z = 0 - 1$ range, based on either spectroscopic or photometric redshifts, the fraction with $L_X > 10^{42}$ ergs s $^{-1}$ is 6%, while for $M_{8000 \text{ Å}} < -22$, it is 15%, in agreement with previous estimates (e.g., Barger et al. 2001). Conversely, nearly all of the luminous X-ray sources lie in optically luminous galaxies. Of the sources with $L_X > 10^{42}$ ergs s $^{-1}$, 82% lie in galaxies with $M_{8000 \text{ Å}} < -21$ in the $z = 0 - 1.2$ redshift range, where lower optical luminosity sources would still be seen. Neither result shows any strong redshift dependence.

Barger et al. (2002, 2003) and Gilli et al. (2003) noted that the X-ray sources are concentrated into velocity sheets. This has been taken to imply that the X-ray activity is found preferentially in higher density regions. However, it is not clear that the X-ray sources are more concentrated into these regions than the luminous field galaxies that contain them.

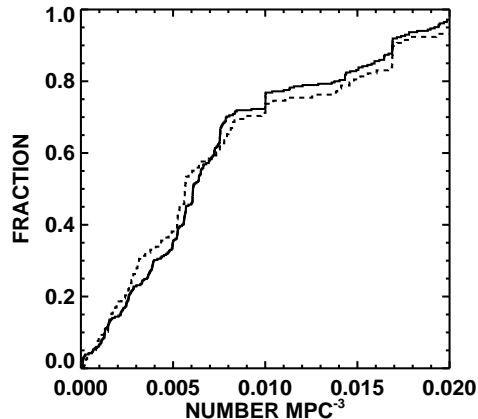


FIG. 13.— Density environment of X-ray sources with $M_{8000 \text{ \AA}} < -21$ and $L_X > 10^{42} \text{ ergs s}^{-1}$ in the redshift interval $z = 0 - 1.2$ (dashed line) compared with that for field sources with $M_{8000 \text{ \AA}} < -21$ in the same redshift interval (solid line). There is no significant difference at the 95% confidence level.

In order to test this, we estimated a simple neighborhood density for each galaxy by measuring the number density of $M_{8000 \text{ \AA}} < -21$ galaxies in a redshift interval of $z = 0.01$ about the source, averaged through the ACS-GOODS rectangle. The density was computed using only the spectroscopically identified sources and then corrected to a total number density by multiplying by the ratio of photometric

to spectroscopic sources in the magnitude interval at that redshift. This density estimate is somewhat crude since it assumes the sheets are uniform structures over the rectangle at all redshifts and also uses a redshift dependent window to select the density, but it should be adequate for the present purposes. We then used a Kolmogorov-Smirnov test to compare the density environment of X-ray sources with $M_{8000 \text{ \AA}} < -21$ and $L_X > 10^{42} \text{ ergs s}^{-1}$ with field sources with $M_{8000 \text{ \AA}} < -21$. The two distributions are shown in Figure 13. The distribution of the X-ray sources is not significantly different from that of the field sources at the 95% confidence level, and the two distributions could be consistent. It appears that there is no preference for the luminous X-ray sources to lie in higher density environments.

Support was provided by NASA through grants HST-GO-09425.03-A (L. L. C.) and HST-GO-09425.30-A (A. J. B.) from the Space Telescope Science Institute, which is operated by the Association of Universities for Research in Astronomy, Incorporated, under NASA contract NAS5-26555. We also gratefully acknowledge support from NSF grants AST-0084816 (L. L. C.), AST-0084847 (A. J. B.), and AST-0071208 (E. M. H.), NSF CAREER award AST-0239425 (A. J. B.), NASA grants DF1-2001X (L. L. C.) and GO2-3187B (L. L. C.), the University of Wisconsin Research Committee with funds granted by the Wisconsin Alumni Research Foundation (A. J. B.), the Alfred P. Sloan Foundation (A. J. B.), and the David and Lucile Packard Foundation (A. J. B.)

REFERENCES

- Alexander, D. M., et al. 2003, *AJ*, 126, 539
 Barger, A. J., Cowie, L. L., Trentham, N., Fulton, E., Hu, E. M., Songaila, A., & Hall, D. 1999, *AJ*, 117, 102
 Barger, A. J., Cowie, L. L., Bautz, M. W., Brandt, W. N., Garmire, G. P., Hornschemeier, A. E., Ivison, R. J., & Owen, F. N. 2001, *AJ*, 122, 2177
 Barger, A. J., Cowie, L. L., Brandt, W. N., Capak, P., Garmire, G. P., Hornschemeier, A. E., Steffen, A. T., & Wehner, E. H. 2002, *AJ*, 125, 1839
 Barger A. J., et al. 2003, *AJ*, 126, 632
 Benítez, N. 2000, 536, 571
 Capak, P., et al. 2003, *AJ*, in press (astro-ph/0312636)
 Capak, P., et al. 2004, in preparation
 Cohen, J. G. 2001, *AJ*, 121, 2895
 Cohen, J. G. 2002, *ApJ*, 567, 672
 Cohen, J. G., Hogg, D. W., Blandford, R., Cowie, L. L., Hu, E., Songaila, A., Shopbell, P., & Richberg, K. 2000, *ApJ*, 538, 29 (C00)
 Coleman, G. D., Wu, C-C., & Weedman, D. W. 1980, *ApJS*, 43, 393
 Cowie, L. L., et al. 2004, *ApJ*, submitted
 Cowie, L. L., Songaila, A., Hu, E. M., & Cohen, J. G. 1996, *AJ*, 112, 839
 Davis, M., et al. 2003, *Proc. SPIE*, 4834, 161
 Dawson, S., Stern, D., Bunker, A. J., Spinrad, H., & Dey, A. 2001, *AJ*, 122, 598 (D01)
 Faber, S. M., et al. 2003, *Proc. SPIE*, 4841, 1657
 Ferguson, H. C., Dickinson, M., & Williams, R. 2000, *ARA&A*, 38, 667
 Giavalisco, M., et al. 2003, *ApJ*, in press (astro-ph/0309105)
 Gilli, R., et al. 2003, *ApJ*, 592, 721
 Hu, E. M., Cowie, L. L., Capak, P., McMahon, R. G., Hayashino, T., Komiyama, Y. 2004, *AJ*, in press (astro-ph/0311528)
 Oke, J. B., et al. 1995, *PASP*, 107, 375
 Richards, E. A. 2000, *ApJ*, 533
 Steidel, C. C., Adelberger, K. L., Shapley, A. E., Pettini, M., Dickinson, M., & Giavalisco, M. 2003, *ApJ*, 592, 728 (S03)
 Williams, R. E., et al. 1996, *AJ*, 112, 1335
 Wirth, G., et al. 2004, in preparation

TABLE 1
HAWAII REDSHIFTS IN THE ACS-GOODS REGION

R.A. (J2000.0)	Decl. (J2000.0)	z'	R	B	z_{spec}
189.394943	62.24305	18.5	...	20.7	star
189.171753	62.12917	16.6	...	18.3	star
189.287094	62.29710	17.5	...	18.7	star
189.338516	62.21321	18.7	...	20.3	0.104
189.331253	62.21233	17.8	...	20.1	star
189.009216	62.26384	17.7	...	19.8	0.087
189.105804	62.23475	16.8	...	20.3	star
189.418152	62.36593	19.1	star
189.426239	62.25520	18.9	...	20.0	0.069
189.357941	62.15713	17.4	...	20.4	star
189.059051	62.22430	17.4	...	20.9	star
189.069915	62.26214	17.1	...	21.0	star
189.484070	62.25381	18.1	18.7	20.2	0.187
189.243088	62.16623	18.3	18.8	20.0	0.137
189.205933	62.22979	18.2	18.8	20.2	0.852
189.316345	62.19982	18.2	18.9	20.4	0.105
189.337952	62.25389	18.7	19.0	19.8	star
189.153595	62.19310	19.0	19.2	19.7	0.081
189.365341	62.17675	18.6	19.2	20.6	0.214
189.166962	62.14460	18.8	19.2	20.0	0.086
189.124481	62.29138	18.0	19.2	21.2	star
189.000701	62.23590	19.0	19.4	20.2	0.113
189.364502	62.20489	18.6	19.4	21.0	star
189.201248	62.24080	19.2	19.4	20.0	0.139
189.324036	62.36748	...	19.5	21.5	star
189.420151	62.20892	19.1	19.5	20.4	0.113
189.103424	62.12207	19.2	19.5	20.1	0.114
189.040939	62.19623	19.0	19.5	20.8	0.136
189.356339	62.32825	19.0	19.5	20.7	0.279
189.289474	62.30850	19.3	19.5	20.0	star
189.469711	62.27459	18.9	19.5	20.4	0.307
189.112015	62.12517	18.1	19.6	21.5	star
189.275757	62.28688	19.0	19.6	21.1	0.253
189.142303	62.23283	19.4	19.6	20.1	star
189.415115	62.29744	18.9	19.6	21.5	0.210
189.321136	62.37860	18.5	19.6	21.3	star
189.282227	62.31434	19.0	19.6	21.4	0.201
189.256317	62.31194	19.1	19.7	21.2	0.231
189.391663	62.32713	19.0	19.7	21.7	0.273
189.278625	62.28402	19.8	19.8	20.0	1.018
189.373840	62.32639	18.9	19.8	21.9	0.317
189.050140	62.19423	19.2	19.8	21.2	0.275
188.998932	62.26397	19.2	19.8	21.0	0.375
188.923950	62.19262	18.7	19.8	21.7	star
189.389099	62.22793	19.5	19.8	20.6	0.104
189.481979	62.25190	19.0	19.8	21.6	0.189
189.233170	62.14946	19.8	19.8	20.2	star
189.369370	62.30929	18.1	19.9	21.9	star
189.216339	62.32816	18.3	19.9	22.0	star
189.220352	62.24567	19.2	19.9	22.0	0.321
189.251251	62.10843	18.5	19.9	21.9	star
189.052002	62.19466	19.4	19.9	21.3	0.275
189.455872	62.27942	19.7	20.0	20.8	star
189.356888	62.28022	18.0	20.0	22.0	star
189.258499	62.18979	19.6	20.0	20.8	0.136
189.128387	62.28487	19.4	20.0	21.5	0.168
189.143616	62.20374	19.3	20.0	21.9	0.456
189.377701	62.16158	19.6	20.0	21.3	0.298
189.024887	62.12236	19.4	20.0	21.6	star
189.105835	62.30582	18.0	20.1	22.3	star
189.349121	62.17954	19.6	20.1	21.0	0.113
189.324951	62.28192	19.9	20.1	20.8	star
189.135498	62.28326	19.5	20.1	21.8	0.437
189.515152	62.28659	19.4	20.2	21.8	0.280
189.347763	62.24685	19.7	20.2	21.7	0.252
189.146027	62.09245	18.2	20.2	22.4	star
189.261353	62.26220	19.7	20.2	20.9	0.514
189.226212	62.12930	19.7	20.3	21.4	0.202
189.172462	62.10226	20.2	20.3	20.8	0.080

TABLE 1—*Continued*

R.A. (J2000.0)	Decl. (J2000.0)	z'	R	B	z_{spec}
189.249832	62.28778	19.7	20.4	22.1	0.355
189.245087	62.27726	19.9	20.4	21.9	0.299
189.343872	62.25087	18.4	20.5	22.7	star
189.220123	62.30224	19.7	20.5	22.2	0.254
189.331436	62.37875	18.9	20.5	22.5	star
188.922470	62.20495	19.9	20.5	21.9	0.458
189.095581	62.25749	20.3	20.5	20.4	2.590
188.995056	62.26173	20.3	20.5	21.2	0.108
189.295059	62.20029	19.2	20.5	22.4	star
188.925873	62.16058	20.5	20.6	21.2	0.226
189.466904	62.25065	20.4	20.6	21.3	star
189.339615	62.22637	19.8	20.6	23.0	0.475
189.408539	62.28815	19.1	20.6	22.6	star
189.225494	62.29393	20.0	20.7	22.3	0.377
189.284668	62.18233	20.3	20.7	21.8	0.422
189.145676	62.20681	19.8	20.7	22.5	0.562
189.072601	62.23799	20.5	20.7	21.4	0.156
189.339828	62.32437	20.0	20.7	22.4	0.210
189.089782	62.20756	20.2	20.7	22.2	0.398
189.305359	62.33166	20.1	20.8	22.2	0.438
189.488754	62.26335	19.9	20.8	22.9	0.457
189.457169	62.23960	20.2	20.8	22.1	0.486
189.058288	62.23769	20.3	20.8	21.9	0.206
189.446136	62.27565	19.9	20.8	23.0	0.440
189.013565	62.18646	20.1	20.9	22.3	0.639
189.174286	62.10002	20.7	20.9	21.3	0.124
189.472046	62.24839	19.9	20.9	23.4	0.510
189.189240	62.20387	21.3	20.9	20.7	star
189.060302	62.22201	20.2	20.9	22.6	0.454
189.081115	62.21470	20.1	20.9	22.7	0.473
189.154861	62.10022	20.6	20.9	21.9	star
189.481766	62.26190	20.0	20.9	23.4	0.459
189.359268	62.22984	20.0	20.9	23.3	0.475
189.432724	62.21442	20.6	20.9	22.0	obs
189.441223	62.24314	20.1	20.9	22.8	0.300
189.135300	62.18491	20.0	20.9	23.3	0.519
189.085037	62.13690	19.5	20.9	22.9	star
189.082687	62.21444	20.7	21.0	21.8	0.694
189.389603	62.32815	20.3	21.0	22.6	0.271
189.269287	62.28114	20.5	21.0	22.3	0.377
189.374573	62.21698	20.1	21.0	23.2	0.512
189.413559	62.34998	20.3	21.0	21.5	0.837
189.095001	62.21670	20.4	21.0	23.1	0.472
189.212997	62.17534	20.2	21.0	22.8	0.410
189.320084	62.16882	20.3	21.0	22.9	0.411
189.150589	62.14539	20.6	21.0	22.2	0.560
188.963303	62.15803	20.3	21.0	23.3	obs
189.165543	62.13855	20.4	21.0	22.8	obs
189.258698	62.29383	20.5	21.1	22.7	star
189.329742	62.19210	20.4	21.1	22.6	0.556
188.951614	62.18259	20.6	21.1	22.3	obs
189.093765	62.26244	20.5	21.1	22.3	0.647
189.058822	62.19650	20.8	21.1	22.2	0.286
189.209183	62.14586	20.4	21.1	22.9	0.434
189.189148	62.31703	20.5	21.1	22.5	0.454
189.082046	62.31900	20.3	21.1	23.0	0.520
189.283920	62.23972	20.1	21.1	23.4	0.563
188.940079	62.16114	19.7	21.2	23.0	star
189.410873	62.21486	20.3	21.2	23.5	0.454
189.215866	62.29330	21.1	21.2	21.6	star
189.165436	62.25741	20.6	21.2	22.7	0.376
189.175476	62.31443	20.7	21.2	22.4	0.253
189.063354	62.17388	19.2	21.2	23.2	star
189.518402	62.28587	20.4	21.2	23.0	0.485
189.318222	62.25351	20.2	21.2	23.0	0.230
189.015594	62.13412	20.6	21.2	23.0	0.409
189.156509	62.21122	21.0	21.2	22.3	0.457
189.200317	62.21927	20.4	21.3	23.5	0.475
189.074966	62.27648	20.5	21.3	22.3	0.679
189.180649	62.13880	21.1	21.3	21.8	0.087
189.095977	62.22965	20.8	21.3	22.7	0.483
189.443710	62.21087	21.1	21.3	22.4	0.299

TABLE 1—*Continued*

R.A. (J2000.0)	Decl. (J2000.0)	z'	R	B	z_{spec}
189.359955	62.20387	20.9	21.3	22.6	0.343
189.173172	62.16348	20.3	21.3	23.6	0.518
189.236008	62.21274	20.4	21.3	23.7	0.517
189.133499	62.09457	21.3	21.3	21.8	0.035
189.457169	62.25923	21.2	21.3	21.9	0.163
189.108307	62.11542	20.6	21.4	22.8	0.639
189.399048	62.30301	21.2	21.4	22.3	0.298
189.355988	62.31897	21.2	21.4	22.0	0.211
189.247818	62.13749	21.1	21.4	22.0	0.116
189.415909	62.28391	20.6	21.4	23.2	0.458
189.056060	62.15308	20.9	21.4	22.8	0.409
189.162750	62.30594	20.3	21.4	23.9	0.556
189.063659	62.20613	20.7	21.4	23.3	0.319
189.196030	62.21034	21.0	21.4	22.5	0.321
189.201752	62.13158	21.2	21.4	22.2	0.205
189.126678	62.20248	21.0	21.4	22.6	0.457
188.994019	62.18418	20.6	21.4	22.9	0.637
189.363434	62.35223	20.7	21.4	22.9	0.280
189.374115	62.31896	21.3	21.4	22.0	star
189.101639	62.24848	20.2	21.4	24.1	0.639
189.403214	62.30465	19.3	21.4	23.6	star
189.321976	62.23244	21.1	21.4	22.6	0.336
189.229141	62.28300	20.8	21.4	23.0	0.506
189.258453	62.22316	21.0	21.4	22.8	0.409
189.174805	62.20159	21.0	21.5	22.7	0.432
189.310486	62.21097	21.2	21.5	22.2	star
189.147125	62.18615	20.7	21.5	23.7	0.409
189.092590	62.18522	21.1	21.5	22.6	0.275
189.110886	62.21456	21.0	21.5	22.7	0.557
188.971329	62.17709	21.3	21.5	21.9	1.379
189.305359	62.20894	20.2	21.5	23.3	star
189.235458	62.14381	20.8	21.5	23.2	star
189.075424	62.15226	21.2	21.5	22.5	0.212
189.191101	62.22393	21.1	21.5	22.8	0.320
189.145203	62.11957	20.8	21.5	22.8	0.632
189.360703	62.25513	20.8	21.5	22.9	obs
188.940292	62.19444	21.2	21.5	22.4	0.473
189.334930	62.17989	21.3	21.5	22.2	0.202
189.156845	62.29633	20.9	21.5	22.9	0.555
189.077499	62.18762	21.0	21.5	21.8	1.022
189.183228	62.21401	20.9	21.5	23.0	0.556
189.232269	62.15495	20.7	21.5	23.4	0.419
189.132599	62.15192	20.0	21.5	23.3	0.845
189.343567	62.25014	19.9	21.5	23.5	star
189.224213	62.14112	21.1	21.5	22.7	0.561
189.326187	62.19750	21.2	21.5	22.4	0.104
188.956726	62.21064	20.8	21.5	23.8	0.457
189.079788	62.31773	21.1	21.6	22.8	star
189.193039	62.27491	20.6	21.6	23.9	0.502
189.104401	62.21694	20.6	21.6	23.9	0.517
189.087341	62.12593	21.3	21.6	22.7	0.434
189.360901	62.15865	21.0	21.6	23.0	0.412
189.150635	62.28251	21.2	21.6	22.7	0.487
189.360992	62.18456	21.3	21.6	22.6	0.212
189.111282	62.14171	21.2	21.6	22.8	0.555
189.074844	62.24932	21.3	21.6	22.9	0.336
189.070434	62.24374	20.7	21.6	23.1	0.515
189.245163	62.24312	20.6	21.6	23.0	0.678
189.093826	62.14394	21.4	21.6	22.6	0.484
189.184677	62.29366	21.4	21.6	22.5	0.454
189.117554	62.24256	21.3	21.7	22.8	0.252
189.223557	62.21905	21.1	21.7	23.2	star
189.152649	62.22976	21.1	21.7	22.4	0.959
189.264282	62.27538	21.2	21.7	22.9	0.357
189.270676	62.35540	20.0	21.7	23.6	star
189.092865	62.21167	21.1	21.7	23.3	0.458
189.224548	62.21511	20.9	21.7	23.1	0.642
189.073638	62.22907	20.7	21.7	24.1	0.534
189.029754	62.22474	20.9	21.7	23.8	0.435
189.324005	62.24434	21.1	21.7	23.2	0.407
189.331818	62.22717	20.8	21.7	23.7	0.479
189.269348	62.24153	20.9	21.7	23.5	0.561

TABLE 1—*Continued*

R.A. (J2000.0)	Decl. (J2000.0)	z'	R	B	z_{spec}
189.434128	62.23299	20.9	21.7	23.8	0.511
189.201691	62.10927	21.0	21.8	23.2	0.634
189.482590	62.28245	21.0	21.8	23.8	0.441
189.327698	62.22277	20.9	21.8	23.8	0.475
189.205261	62.31356	21.2	21.8	23.0	0.593
189.427200	62.30339	21.4	21.8	21.8	2.302
189.202621	62.15904	21.3	21.8	23.0	0.517
189.029205	62.20458	21.7	21.8	22.3	0.078
189.235229	62.30125	20.9	21.8	24.1	0.497
189.403320	62.25833	21.5	21.8	22.8	0.234
189.147018	62.11013	20.3	21.8	23.7	star
189.384140	62.15537	21.4	21.8	22.7	0.212
189.026535	62.21484	21.4	21.8	22.9	0.136
189.102005	62.19443	21.6	21.8	22.7	0.231
189.051727	62.24409	21.4	21.8	22.1	1.432
189.276047	62.36026	21.1	21.8	22.4	0.903
189.183365	62.14321	20.9	21.8	23.9	0.518
189.309692	62.28242	21.0	21.8	24.0	0.447
189.447372	62.25364	21.1	21.8	23.2	0.679
189.238770	62.21666	21.6	21.8	22.8	0.473
189.482315	62.25884	21.4	21.8	23.0	0.299
189.382782	62.28990	20.6	21.8	23.8	star
189.317673	62.22975	21.3	21.8	22.9	0.446
189.033874	62.17673	20.8	21.8	23.7	0.681
189.244797	62.21466	21.5	21.9	23.0	0.319
189.311630	62.21638	19.5	21.9	24.1	star
189.232864	62.32553	21.4	21.9	23.0	0.528
189.070083	62.31217	21.1	21.9	23.3	0.506
189.206833	62.32127	21.6	21.9	22.9	0.275
189.230652	62.10843	19.9	21.9	23.8	star
189.288254	62.28703	21.4	21.9	23.3	0.320
189.033401	62.26500	21.5	21.9	23.2	0.459
189.317505	62.37066	21.2	21.9	23.2	0.499
189.155594	62.21466	21.1	21.9	24.2	0.484
189.039993	62.19968	21.0	21.9	22.8	0.784
189.052566	62.21066	20.2	21.9	24.1	star
189.406631	62.37209	21.6	21.9	22.9	0.452
189.039337	62.17516	21.7	21.9	23.0	obs
189.402481	62.33500	21.8	22.0	22.6	0.585
189.030166	62.11447	21.5	22.0	23.4	0.409
189.399536	62.22762	21.8	22.0	22.6	0.104
189.348389	62.15689	21.6	22.0	23.1	0.423
189.517853	62.27849	21.5	22.0	23.2	0.483
189.027801	62.17630	21.4	22.0	23.1	0.641
189.190964	62.13568	21.9	22.0	22.4	star
189.381866	62.32983	21.8	22.0	22.8	0.277
188.948746	62.18283	21.0	22.0	24.2	0.451
189.117691	62.21053	21.4	22.0	23.4	0.518
188.975235	62.17880	21.0	22.0	24.2	0.507
188.966812	62.16131	21.4	22.0	23.7	0.254
188.998077	62.16687	21.8	22.0	22.8	0.636
189.132812	62.21135	21.7	22.0	23.1	0.528
189.370880	62.17765	21.3	22.0	22.9	0.784
189.199127	62.32884	21.5	22.0	23.3	0.507
188.987000	62.18814	20.3	22.0	24.0	star
189.129868	62.21019	21.6	22.0	23.0	0.455
189.260437	62.22844	21.8	22.0	22.9	0.560
189.488800	62.27439	21.8	22.0	23.1	2.922
189.138489	62.14284	21.1	22.0	22.5	0.934
189.115845	62.21140	21.1	22.0	24.4	0.517
189.274445	62.19834	20.9	22.0	23.2	0.902
189.024871	62.24335	21.6	22.1	23.2	0.408
189.387253	62.22187	20.6	22.1	24.0	star
189.356232	62.31400	20.9	22.1	23.3	0.840
189.253677	62.19153	20.3	22.1	24.0	star
188.950241	62.17641	21.2	22.1	23.9	0.637
189.393921	62.28988	20.9	22.1	24.3	0.641
189.232086	62.13995	22.0	22.1	22.8	0.212
189.303345	62.21649	20.7	22.1	23.8	star
189.237106	62.33064	21.7	22.1	23.1	0.473
189.084655	62.17614	22.0	22.1	23.0	0.345
189.101669	62.14346	20.9	22.1	23.1	0.953

TABLE 1—*Continued*

R.A. (J2000.0)	Decl. (J2000.0)	z'	R	B	z_{spec}
189.151367	62.20796	21.5	22.1	23.6	0.482
189.133133	62.30347	20.0	22.1	24.5	star
189.256210	62.14510	21.5	22.1	23.2	0.703
189.249512	62.29336	21.7	22.1	23.1	0.660
189.113434	62.22852	20.9	22.1	23.7	star
189.207153	62.22039	21.5	22.2	23.8	0.475
189.354843	62.25077	21.9	22.2	23.2	0.457
189.131866	62.26789	21.3	22.2	23.3	0.784
189.337646	62.24622	21.7	22.2	23.5	0.502
189.393890	62.23243	21.0	22.2	23.4	0.839
189.038147	62.24124	22.0	22.2	22.9	0.075
189.182556	62.19533	20.7	22.2	24.9	0.764
189.300018	62.29093	21.8	22.2	23.0	0.681
189.363754	62.15854	20.4	22.2	23.8	star
189.147903	62.30959	20.8	22.2	24.9	0.681
189.195740	62.13976	21.1	22.2	24.2	0.640
189.252335	62.20972	21.3	22.2	24.4	0.562
189.254593	62.35276	20.5	22.2	24.7	0.800
189.165482	62.16949	21.4	22.2	23.8	0.510
189.443146	62.28841	21.8	22.2	23.3	0.570
189.122025	62.27058	20.8	22.2	23.7	0.847
189.009094	62.21070	21.3	22.2	23.8	0.639
189.088516	62.27187	21.0	22.2	24.3	0.682
189.191147	62.10804	20.6	22.2	24.9	obs
189.033844	62.12222	22.0	22.2	23.1	0.226
189.495010	62.24936	21.3	22.2	24.0	0.455
189.442352	62.29196	21.5	22.2	23.7	0.486
189.161438	62.28523	21.7	22.2	23.3	0.682
188.973801	62.20156	19.9	22.2	24.7	star
189.307465	62.24024	21.4	22.2	24.1	0.475
189.426727	62.30053	21.7	22.2	23.4	0.276
189.318161	62.23149	21.9	22.2	23.5	0.477
189.331970	62.17618	21.8	22.2	23.4	0.381
189.185013	62.11598	22.0	22.2	22.8	0.116
189.044052	62.22630	21.7	22.2	23.2	0.687
189.333984	62.25526	20.2	22.2	24.4	star
189.479538	62.25267	21.5	22.2	24.2	obs
189.208664	62.13386	21.7	22.2	23.7	0.559
189.217148	62.24933	22.0	22.3	23.3	0.357
189.151718	62.14859	21.4	22.3	24.5	0.512
189.276764	62.22067	22.1	22.3	22.7	star
189.472992	62.28881	20.8	22.3	24.2	star
189.256454	62.19146	21.4	22.3	23.4	0.778
189.324509	62.31556	21.9	22.3	22.2	2.218
189.079528	62.31994	21.7	22.3	23.6	obs
189.481384	62.26312	21.8	22.3	23.5	0.188
189.398026	62.30154	21.0	22.3	23.7	0.840
189.266266	62.16937	22.2	22.3	22.9	0.322
189.230286	62.10918	21.6	22.3	23.6	obs
189.298309	62.19076	22.0	22.3	23.5	0.409
189.249649	62.24730	21.4	22.3	23.6	0.761
189.201324	62.21393	20.4	22.3	24.4	star
189.249420	62.36833	21.6	22.3	23.0	0.800
189.238022	62.37061	21.9	22.3	23.1	0.680
189.193085	62.23473	21.0	22.3	23.6	0.961
189.273849	62.21767	22.1	22.3	23.0	0.106
189.166367	62.21399	21.2	22.3	23.6	0.846
189.192429	62.19511	21.2	22.3	23.2	1.011
189.427826	62.22338	20.2	22.3	24.3	star
189.193787	62.14847	20.2	22.3	24.5	star
188.953476	62.17511	20.9	22.3	24.5	star
189.219879	62.23187	21.9	22.3	22.5	1.355
189.146271	62.15154	22.1	22.3	23.1	0.199
188.934265	62.18073	21.6	22.3	24.0	0.470
189.136490	62.21230	21.4	22.3	24.3	0.562
189.116089	62.19023	21.7	22.3	23.4	0.517
189.429306	62.21989	22.2	22.3	23.3	0.298
188.984619	62.18215	21.9	22.4	23.6	star
189.011383	62.15891	20.8	22.4	24.6	0.839
189.265976	62.23161	21.8	22.4	22.9	0.742
189.106003	62.25554	22.1	22.4	23.2	0.641
189.072219	62.25832	21.3	22.4	23.7	0.849

TABLE 1—*Continued*

R.A. (J2000.0)	Decl. (J2000.0)	z'	R	B	z_{spec}
189.019714	62.13688	20.7	22.4	25.0	0.841
189.234543	62.31486	22.0	22.4	23.5	0.253
189.153168	62.19901	21.6	22.4	23.4	0.555
189.073196	62.23404	21.9	22.4	22.9	0.817
189.293259	62.22223	22.0	22.4	23.8	0.320
189.442490	62.24466	21.6	22.4	23.8	0.642
189.139435	62.28432	21.5	22.4	24.7	0.455
189.212753	62.29221	22.0	22.4	23.4	0.319
189.363922	62.22201	22.2	22.4	23.0	0.513
189.356369	62.18255	22.1	22.4	23.1	obs
189.307755	62.22653	21.7	22.4	23.3	0.776
188.956879	62.22160	21.6	22.4	24.7	0.497
189.113434	62.16733	21.8	22.4	23.0	0.841
189.389404	62.33123	22.1	22.4	23.5	0.446
189.120575	62.10454	21.4	22.4	23.2	1.264
189.267273	62.32343	21.5	22.4	22.9	1.010
189.205719	62.21989	22.0	22.4	23.5	0.476
189.140610	62.19912	22.2	22.5	23.6	0.457
189.139954	62.22229	21.4	22.5	23.6	0.843
189.455215	62.25123	22.4	22.5	23.3	0.298
188.990097	62.17353	22.5	22.5	23.1	3.067
189.154251	62.19997	21.8	22.5	23.4	0.777
189.171860	62.30804	21.6	22.5	23.3	0.847
189.240250	62.35742	21.8	22.5	23.9	0.528
189.150391	62.31822	21.7	22.5	23.8	0.680
189.088241	62.21857	22.0	22.5	24.1	0.472
189.015152	62.14665	22.3	22.5	23.5	0.341
189.241928	62.21688	22.3	22.5	23.3	0.319
189.400070	62.29063	21.3	22.5	24.7	0.709
189.248077	62.29964	21.7	22.5	23.0	0.904
189.281204	62.36337	22.0	22.5	23.0	1.451
189.403564	62.23800	21.2	22.5	25.0	0.691
189.286026	62.25052	21.5	22.5	24.9	0.568
189.342545	62.24706	21.5	22.5	23.6	0.796
189.452576	62.22919	21.6	22.5	23.2	0.937
189.209457	62.21281	21.3	22.5	24.7	0.677
189.137299	62.15279	21.0	22.5	24.2	0.846
189.283707	62.21309	22.2	22.5	23.4	0.654
189.060363	62.12188	21.5	22.6	23.7	0.969
189.307190	62.16660	22.2	22.6	23.7	0.540
189.352203	62.26316	22.2	22.6	23.3	0.691
189.175797	62.26271	21.2	22.6	24.2	0.857
189.027618	62.16432	21.4	22.6	24.8	0.637
189.362427	62.16711	22.1	22.6	23.7	0.411
189.439301	62.24832	20.8	22.6	24.6	star
189.078689	62.27271	22.3	22.6	23.4	0.502
189.073959	62.13872	22.3	22.6	23.2	0.512
189.173691	62.29157	22.1	22.6	23.9	0.485
188.993820	62.18950	22.3	22.6	23.6	0.506
189.146118	62.10093	22.2	22.6	23.7	0.410
189.319427	62.27904	22.2	22.6	23.5	0.557
189.193832	62.19768	21.7	22.6	24.7	0.504
189.432907	62.23249	22.3	22.6	23.8	0.509
189.392868	62.21152	20.8	22.6	25.6	0.849
189.025222	62.25893	22.3	22.6	23.7	0.453
189.095047	62.16879	21.6	22.6	24.1	0.748
189.206238	62.23531	21.7	22.6	23.7	0.752
189.133255	62.29995	21.9	22.6	23.4	0.783
189.551727	62.27589	22.2	22.6	23.7	0.483
189.249405	62.23499	22.5	22.6	23.3	0.515
189.409470	62.23358	21.7	22.6	24.6	obs
189.415741	62.22722	21.0	22.6	24.8	0.838
189.414551	62.31327	22.4	22.6	23.6	0.336
189.342468	62.17539	20.4	22.6	25.0	star
189.285400	62.15337	22.0	22.6	22.9	1.152
189.164719	62.12351	21.6	22.6	23.4	0.906
189.063827	62.13568	22.4	22.6	23.4	0.508
189.282730	62.26834	21.3	22.6	23.9	0.936
189.370758	62.26177	22.5	22.6	22.8	1.770
188.973007	62.20902	21.7	22.6	23.5	0.842
189.124985	62.23415	21.6	22.6	23.7	0.793
189.361237	62.18951	22.3	22.6	23.7	0.420

TABLE 1—*Continued*

R.A. (J2000.0)	Decl. (J2000.0)	z'	R	B	z_{spec}
189.338013	62.33889	22.8	22.6	23.6	0.254
189.331131	62.22235	20.8	22.7	24.2	star
189.524521	62.27983	22.3	22.7	23.7	0.390
189.254227	62.29166	21.2	22.7	25.4	0.709
189.438110	62.22303	20.7	22.7	25.2	0.971
189.534927	62.27136	22.1	22.7	23.1	0.850
189.153641	62.12647	21.8	22.7	23.3	1.003
189.078765	62.18633	22.4	22.7	23.7	0.563
189.032943	62.15196	21.9	22.7	24.2	0.637
189.376389	62.19147	22.5	22.7	23.4	0.476
189.106567	62.26372	21.6	22.7	24.5	0.637
189.401932	62.22763	22.5	22.7	23.7	0.512
189.380127	62.16975	22.1	22.7	24.1	0.409
189.211746	62.21563	22.5	22.7	23.5	0.319
189.322876	62.18259	22.1	22.7	24.1	0.275
188.980743	62.18858	22.2	22.7	23.2	0.797
189.162415	62.20558	22.3	22.7	23.8	0.608
189.087875	62.20236	21.6	22.7	24.1	0.779
189.373932	62.21005	22.6	22.7	23.2	0.159
188.923416	62.18457	22.1	22.7	24.5	obs
189.275864	62.22587	21.9	22.7	23.8	0.751
189.189224	62.22396	22.5	22.7	23.7	0.439
189.362381	62.21362	22.0	22.7	24.7	0.476
189.132751	62.29591	21.7	22.7	24.6	0.680
189.131943	62.12075	22.3	22.7	23.8	0.595
189.022247	62.23470	22.4	22.7	23.8	obs
189.094589	62.16288	21.3	22.8	25.3	0.747
188.990829	62.16505	22.7	22.8	23.6	0.319
189.060180	62.16506	21.5	22.8	23.8	0.935
189.221725	62.18809	21.5	22.8	23.9	0.935
189.266357	62.14498	22.4	22.8	23.3	0.704
189.228394	62.14658	21.3	22.8	24.6	0.790
189.053115	62.23243	22.4	22.8	24.0	0.286
189.111053	62.28130	22.2	22.8	24.0	0.594
189.092453	62.21045	22.0	22.8	24.3	0.630
189.231522	62.21274	21.9	22.8	23.8	0.790
189.030136	62.26124	22.5	22.8	23.9	0.433
189.335785	62.31053	22.7	22.8	23.6	0.254
189.066009	62.15994	22.1	22.8	23.4	0.842
189.379868	62.27237	21.5	22.8	24.1	obs
189.444748	62.23914	22.6	22.8	23.8	obs
189.340988	62.17668	21.4	22.8	24.0	0.978
189.184952	62.19264	20.9	22.8	25.7	1.011
189.214447	62.29263	22.7	22.8	23.6	0.212
189.104080	62.15342	22.9	22.8	23.3	0.593
189.536560	62.30801	22.4	22.8	24.1	0.571
189.379593	62.28751	21.7	22.8	23.7	1.012
189.151199	62.22229	22.5	22.9	23.7	0.680
189.093734	62.16698	22.3	22.9	23.6	0.748
189.138245	62.09025	21.8	22.9	24.7	star
189.140244	62.16839	21.7	22.9	23.9	1.016
189.051513	62.26900	22.2	22.9	23.7	0.766
189.161911	62.21601	21.7	22.9	23.8	1.143
189.302872	62.20644	22.4	22.9	24.1	0.557
189.316772	62.22882	22.2	22.9	24.0	0.680
188.982788	62.22585	22.2	22.9	23.2	1.295
189.239563	62.28773	22.6	22.9	23.9	0.512
189.304611	62.22614	22.2	22.9	23.5	0.839
189.253815	62.17458	22.4	22.9	24.0	0.562
189.237335	62.14696	22.7	22.9	23.0	obs
189.109680	62.27349	22.5	22.9	24.0	0.640
189.165649	62.26337	21.1	22.9	25.7	0.848
189.155609	62.28004	21.3	22.9	25.1	0.943
189.238388	62.20728	22.6	22.9	23.8	0.561
189.284744	62.21470	22.0	22.9	23.7	0.838
189.305511	62.23242	22.5	22.9	23.0	1.014
189.344849	62.17298	22.1	22.9	23.5	obs
189.431000	62.28637	22.6	22.9	24.0	0.444
189.280273	62.20398	21.6	22.9	25.1	0.655
189.258423	62.23043	22.7	22.9	23.8	0.510
189.190475	62.13182	22.2	22.9	23.4	1.433
189.376297	62.22408	21.7	22.9	24.0	1.022

TABLE 1—*Continued*

R.A. (J2000.0)	Decl. (J2000.0)	z'	R	B	z_{spec}
189.243561	62.27704	22.3	22.9	24.5	0.299
189.485229	62.24255	21.9	22.9	23.7	obs
189.482040	62.30347	23.0	22.9	22.9	obs
189.113846	62.21614	22.1	22.9	23.6	1.218
189.443481	62.24393	22.4	22.9	24.3	obs
189.222382	62.19444	22.2	22.9	23.3	1.275
189.409576	62.29347	22.8	22.9	24.0	3.190
189.397705	62.24316	22.4	23.0	23.9	obs
189.282227	62.27119	21.4	23.0	24.4	0.940
189.164627	62.13205	22.6	23.0	24.0	0.517
189.071197	62.16990	21.6	23.0	24.1	0.845
189.306396	62.37126	21.8	23.0	24.0	0.974
189.327393	62.23001	22.7	23.0	24.0	0.479
189.280182	62.19946	22.8	23.0	23.9	0.593
189.250229	62.26838	22.1	23.0	23.5	1.014
189.227646	62.12167	21.6	23.0	24.7	obs
189.054336	62.22912	21.4	23.0	25.0	star
189.343445	62.20468	21.8	23.0	24.4	0.963
189.271545	62.20304	22.7	23.0	24.0	0.386
189.145508	62.14759	22.8	23.0	23.9	0.459
189.160385	62.22759	22.1	23.0	24.2	1.018
189.132477	62.30585	22.2	23.0	23.5	0.943
189.080108	62.25363	22.1	23.0	23.8	0.782
189.251724	62.27147	22.0	23.0	23.9	0.914
189.179535	62.18581	22.8	23.0	24.2	3.234
189.082672	62.20830	22.9	23.0	23.9	0.397
189.259262	62.21210	22.8	23.0	23.6	0.104
189.123856	62.22498	22.6	23.0	23.7	0.746
189.005889	62.24306	22.3	23.0	24.8	0.529
189.462051	62.26698	21.3	23.0	24.4	1.170
189.087326	62.27202	22.2	23.0	23.6	0.947
189.089447	62.15399	21.8	23.0	25.1	star
189.294144	62.22832	22.4	23.0	24.0	0.745
189.076934	62.26719	22.4	23.1	23.6	0.797
189.386719	62.19148	22.5	23.1	24.0	0.698
189.245804	62.20256	21.7	23.1	24.6	0.851
189.163223	62.11650	22.2	23.1	23.8	0.846
189.124756	62.20679	22.7	23.1	23.8	0.410
189.294922	62.24220	21.9	23.1	25.3	0.678
189.023925	62.16760	21.9	23.1	24.3	0.936
189.387161	62.28712	22.9	23.1	23.7	0.633
189.056228	62.18857	21.3	23.1	25.2	1.140
189.383820	62.21298	21.5	23.1	24.6	1.022
189.167938	62.22539	22.2	23.1	25.2	0.483
189.343384	62.28847	23.0	23.1	23.9	0.232
189.413635	62.22761	22.4	23.1	23.9	0.792
189.248352	62.19824	22.3	23.2	23.6	1.020
189.457291	62.26847	23.0	23.2	24.0	obs
189.240784	62.24869	21.9	23.2	24.7	0.850
189.274445	62.23990	21.7	23.2	24.2	0.970
189.173584	62.14445	23.0	23.2	23.7	0.449
189.084487	62.14572	21.3	23.2	25.4	1.017
189.094055	62.21123	22.2	23.2	25.2	0.632
189.120651	62.28414	22.4	23.2	23.9	0.850
189.065063	62.16304	21.8	23.2	24.0	1.263
189.080825	62.24141	22.4	23.2	24.0	0.797
189.335297	62.32539	22.5	23.2	23.8	0.836
189.378708	62.22451	22.2	23.2	24.0	0.890
189.261429	62.23389	22.1	23.2	24.3	1.246
189.162064	62.15110	21.5	23.2	25.8	0.842
188.964966	62.18858	23.0	23.2	24.2	0.509
189.285553	62.33361	22.5	23.2	23.9	0.788
189.402100	62.22562	21.7	23.2	24.7	0.852
189.228180	62.35949	22.1	23.2	24.1	obs
189.361984	62.19227	22.8	23.2	24.1	0.677
189.176727	62.13948	22.2	23.2	23.9	0.936
189.090362	62.27459	22.5	23.2	24.1	0.746
189.216721	62.20278	23.0	23.2	24.3	0.457
189.330307	62.19548	22.6	23.3	23.9	0.784
189.007537	62.19077	21.4	23.3	26.1	0.914
189.225464	62.14316	22.1	23.3	25.5	obs
189.181808	62.20517	22.6	23.3	24.0	0.748

TABLE 1—*Continued*

R.A. (J2000.0)	Decl. (J2000.0)	z'	R	B	z_{spec}
189.027923	62.26415	23.1	23.3	23.3	2.415
189.444351	62.29417	22.8	23.3	24.3	obs
189.186386	62.13528	22.9	23.3	24.4	obs
189.415665	62.22404	22.7	23.3	23.4	0.931
189.042694	62.17208	23.0	23.3	24.1	0.558
189.320114	62.30680	22.2	23.3	24.5	0.839
189.136124	62.21101	23.1	23.3	24.1	0.458
189.319641	62.21959	22.3	23.3	23.9	0.898
189.091507	62.23772	22.4	23.3	23.8	1.381
189.384338	62.20058	23.0	23.3	24.4	0.328
189.350418	62.32761	22.6	23.3	23.9	0.804
189.103928	62.21461	22.6	23.3	24.7	0.630
189.167297	62.28223	21.6	23.3	25.3	0.943
189.180908	62.19774	22.7	23.3	23.5	1.241
189.248383	62.23402	23.2	23.3	24.1	obs
188.980270	62.20350	23.1	23.3	24.2	0.337
189.391068	62.20605	22.5	23.3	23.6	1.218
189.326904	62.22471	22.7	23.3	24.8	0.476
189.263962	62.29959	22.5	23.3	23.7	1.017
189.155487	62.14201	22.0	23.3	24.1	0.971
189.399384	62.22033	22.6	23.3	23.6	0.933
189.098541	62.31037	21.7	23.3	25.0	1.012
189.166748	62.20214	21.8	23.3	24.8	1.015
189.336731	62.21561	23.1	23.4	24.1	obs
189.160599	62.30717	22.9	23.4	24.4	obs
189.214661	62.11229	21.8	23.4	25.3	obs
189.201096	62.20395	22.5	23.4	24.0	0.960
189.287994	62.19136	22.8	23.4	23.6	1.340
189.134750	62.17803	22.2	23.4	24.3	1.016
189.391174	62.25776	22.9	23.4	24.3	obs
189.396118	62.21627	22.8	23.4	23.6	1.447
189.159561	62.19754	22.1	23.4	24.9	0.841
189.070220	62.10403	21.5	23.4	25.0	1.141
189.078933	62.14578	21.7	23.4	24.8	0.943
189.105591	62.20991	22.6	23.4	25.3	0.518
189.295013	62.15874	23.1	23.4	24.0	0.678
189.072082	62.23660	22.5	23.4	24.1	0.846
189.214142	62.21690	23.4	23.4	23.8	0.089
189.287415	62.20068	22.7	23.4	24.0	0.855
189.284821	62.22251	22.8	23.4	23.9	0.785
189.203033	62.12888	21.6	23.4	26.1	0.819
189.218155	62.31948	23.4	23.4	24.4	0.387
189.120789	62.22974	22.8	23.4	24.4	0.691
189.316284	62.21180	23.2	23.4	24.3	obs
189.203262	62.22191	22.9	23.4	24.2	0.749
189.424118	62.21941	22.8	23.4	24.2	0.799
189.319473	62.29268	22.2	23.4	24.8	1.146
189.143890	62.21148	22.2	23.4	24.1	1.219
189.206909	62.12731	22.8	23.5	23.8	1.609
189.357468	62.28744	22.5	23.5	24.2	0.914
189.408188	62.21219	22.8	23.5	23.7	0.911
188.922012	62.19921	23.3	23.5	23.6	1.536
189.087341	62.12074	22.3	23.5	24.6	obs
188.950317	62.17769	23.0	23.5	23.8	0.835
189.061309	62.24846	22.4	23.5	24.3	1.021
189.217865	62.16610	22.6	23.5	24.7	0.750
189.145264	62.27462	22.2	23.5	24.9	0.847
189.299011	62.21690	23.3	23.5	24.1	0.485
189.170120	62.30686	22.7	23.5	25.3	obs
189.317657	62.17196	22.6	23.5	24.0	0.972
189.151611	62.21047	22.2	23.5	24.4	0.958
189.141357	62.20481	23.0	23.5	24.4	1.015
189.209335	62.13510	22.4	23.5	25.3	obs
189.466843	62.23682	21.9	23.5	24.9	obs
189.231033	62.21989	21.7	23.5	25.8	0.955
189.343094	62.19512	22.7	23.5	24.0	0.977
189.189804	62.19094	23.1	23.5	23.8	1.529
189.288483	62.20302	23.2	23.5	24.6	0.474
189.261169	62.22988	23.3	23.5	24.3	0.510
189.235092	62.20267	23.2	23.5	24.5	0.321
189.104874	62.23643	22.8	23.5	24.9	0.318
189.216553	62.23367	23.0	23.5	24.8	0.557

TABLE 1—*Continued*

R.A. (J2000.0)	Decl. (J2000.0)	z'	R	B	z_{spec}
189.288528	62.33523	22.7	23.5	23.9	1.010
189.334885	62.25664	21.6	23.5	26.2	0.935
189.383072	62.26770	21.9	23.5	25.8	0.849
189.240524	62.22099	22.8	23.5	24.1	0.951
189.168884	62.30927	21.6	23.5	24.9	1.144
189.370636	62.19106	21.8	23.5	25.9	0.935
189.089126	62.18637	21.6	23.5	25.7	obs
189.287079	62.18838	22.7	23.5	25.0	0.639
189.332184	62.25880	23.2	23.5	24.1	0.842
189.382751	62.31159	23.0	23.5	23.7	1.085
189.257004	62.31368	23.7	23.5	24.1	0.230
189.242050	62.27760	21.7	23.6	25.7	1.015
189.236572	62.36563	23.3	23.6	24.4	0.586
189.243729	62.14708	22.9	23.6	24.1	0.791
189.396332	62.21869	22.3	23.6	26.0	0.634
189.192215	62.21301	22.0	23.6	25.3	0.901
189.073043	62.16284	21.9	23.6	26.1	obs
189.297455	62.18957	22.7	23.6	24.7	0.784
189.296448	62.21590	23.4	23.6	24.4	0.484
189.321442	62.18967	22.3	23.6	25.9	0.676
189.428589	62.22890	23.1	23.6	25.0	obs
189.265457	62.18983	22.9	23.6	23.8	0.913
189.312958	62.24199	22.9	23.6	24.2	0.804
189.321426	62.23126	22.6	23.6	24.4	1.221
189.339386	62.22958	22.3	23.6	24.5	1.019
189.006118	62.23521	23.3	23.6	24.0	obs
189.005737	62.23499	23.3	23.6	24.0	obs
189.148315	62.08492	23.2	23.6	24.5	0.518
189.452805	62.22035	21.9	23.6	25.9	0.911
189.193268	62.25816	22.0	23.6	26.2	0.851
189.143143	62.22022	22.7	23.6	24.7	0.845
189.518753	62.27966	23.3	23.6	24.6	obs
189.186935	62.31058	23.1	23.6	23.9	obs
189.275223	62.22798	23.5	23.6	24.2	1.351
189.195892	62.12762	23.1	23.6	24.4	0.642
189.063827	62.19304	22.1	23.6	24.9	1.017
189.042053	62.21963	23.4	23.6	24.1	0.686
189.123611	62.22371	23.1	23.6	24.1	0.758
189.179993	62.19675	22.0	23.6	25.2	1.009
188.952576	62.19825	22.9	23.6	24.0	1.000
189.176758	62.27925	22.6	23.6	24.6	0.835
189.293716	62.19532	22.6	23.6	24.7	0.855
189.121063	62.23125	23.3	23.6	24.7	1.398
189.058151	62.22692	23.3	23.6	24.5	0.434
189.304749	62.22074	22.7	23.6	25.9	star
189.263443	62.14207	23.3	23.7	24.6	0.475
189.372223	62.34732	22.9	23.7	25.0	obs
189.207291	62.18531	23.0	23.7	23.9	1.018
189.328018	62.26981	23.4	23.7	24.5	0.533
189.377258	62.28079	23.3	23.7	24.1	obs
189.138321	62.24225	23.1	23.7	24.7	0.748
189.209030	62.20481	22.1	23.7	25.4	0.902
189.325226	62.21347	22.4	23.7	24.9	0.912
189.372330	62.26021	23.0	23.7	24.1	0.846
189.084594	62.29165	22.4	23.7	25.1	0.848
189.165756	62.20803	23.3	23.7	24.2	obs
189.259094	62.27533	23.0	23.7	24.1	1.250
189.158386	62.29269	23.3	23.7	24.9	obs
189.198715	62.18904	22.7	23.7	24.4	1.223
189.046844	62.15095	22.5	23.7	24.6	1.140
189.138382	62.21008	23.1	23.7	23.9	1.140
189.202545	62.22461	22.8	23.7	24.3	0.958
189.119644	62.23284	23.1	23.7	25.1	0.639
189.133163	62.15382	22.9	23.7	24.1	0.953
189.170654	62.22828	22.7	23.7	24.4	1.015
189.476364	62.31144	23.4	23.7	24.8	0.475
189.091690	62.25777	23.3	23.7	23.7	1.240
189.157440	62.25650	23.3	23.7	24.1	1.221
189.085083	62.19923	23.4	23.7	25.2	obs
189.379013	62.21368	23.6	23.7	24.6	0.528
189.422409	62.21433	22.6	23.7	24.6	obs
188.992188	62.21578	23.6	23.8	24.5	0.513

TABLE 1—*Continued*

R.A. (J2000.0)	Decl. (J2000.0)	z'	R	B	z_{spec}
189.374390	62.27921	22.2	23.8	25.5	0.861
189.188507	62.18580	23.7	23.8	24.5	0.513
189.296860	62.22533	23.1	23.8	24.5	obs
189.297256	62.22524	23.1	23.8	24.5	obs
189.244354	62.20613	23.3	23.8	24.5	0.681
189.238892	62.17401	22.5	23.8	25.0	0.845
189.085845	62.19545	23.8	23.8	24.7	0.629
189.293381	62.18048	23.5	23.8	24.2	obs
189.188995	62.32368	22.8	23.8	24.3	1.144
189.182587	62.27200	23.0	23.8	24.2	obs
189.137589	62.26052	23.7	23.8	24.0	0.682
189.110397	62.13172	23.2	23.8	24.0	1.395
189.148285	62.24009	23.1	23.8	24.1	2.005
189.239532	62.19320	23.1	23.8	24.1	1.013
189.140778	62.20964	23.2	23.8	24.2	1.143
189.218979	62.20054	23.4	23.8	24.7	obs
189.179825	62.22996	23.0	23.8	24.3	1.242
189.351379	62.21708	23.6	23.8	23.9	1.488
189.240555	62.17810	22.2	23.8	25.1	0.935
189.358978	62.18649	23.0	23.8	24.1	0.937
189.260529	62.18500	23.4	23.8	23.9	1.014
189.131134	62.19370	23.8	23.8	24.7	obs
189.220261	62.23479	23.1	23.8	25.1	0.498
189.031143	62.21576	22.8	23.8	24.6	0.975
189.310806	62.17350	23.5	23.8	24.9	0.410
189.244049	62.28764	23.1	23.8	24.2	1.360
189.495605	62.29051	23.6	23.8	24.6	0.640
188.987091	62.17575	23.7	23.8	25.1	obs
189.499557	62.25185	22.6	23.8	24.9	obs
189.348831	62.35371	23.6	23.8	25.0	3.524
189.339081	62.19210	23.0	23.8	24.4	obs
189.237137	62.21722	22.5	23.8	24.6	0.474
188.988754	62.16901	23.6	23.8	24.9	obs
189.215820	62.18752	23.4	23.8	24.1	obs
189.190689	62.24521	23.1	23.8	24.1	1.224
189.205627	62.19872	23.3	23.8	23.8	0.961
189.311539	62.30195	23.5	23.8	25.2	obs
189.205215	62.19689	22.6	23.9	24.9	0.961
189.447769	62.22339	23.2	23.9	24.5	0.800
189.339920	62.30860	23.9	23.9	23.9	obs
189.062606	62.10372	22.1	23.9	25.8	obs
189.071533	62.23380	22.9	23.9	24.9	0.815
189.220917	62.13823	23.5	23.9	24.6	0.562
189.317352	62.23764	23.6	23.9	25.0	obs
189.451401	62.29475	23.8	23.9	24.8	0.356
189.364151	62.18705	23.7	23.9	24.4	obs
189.247070	62.21560	22.0	23.9	26.2	star
189.431473	62.22217	23.9	23.9	24.5	obs
189.161942	62.19138	23.7	23.9	24.8	0.453
189.243973	62.26490	23.7	23.9	25.1	0.456
189.301422	62.16052	23.3	23.9	24.9	0.480
189.205994	62.22139	22.9	23.9	24.5	0.271
188.983749	62.20544	22.1	23.9	25.7	0.958
189.316360	62.20379	22.3	23.9	25.3	1.019
189.146332	62.08895	23.1	23.9	24.3	0.987
189.311539	62.27140	23.4	23.9	24.2	1.522
189.322968	62.17909	23.4	23.9	24.2	1.339
189.191879	62.31960	23.8	23.9	24.6	0.299
189.272247	62.17637	23.7	23.9	24.2	obs
189.233841	62.22501	23.1	23.9	24.3	1.244
189.147614	62.24385	23.9	23.9	24.2	obs
189.443054	62.29741	23.4	23.9	24.3	1.183
189.415543	62.30287	23.8	23.9	24.8	0.271
189.250351	62.20712	23.8	23.9	24.2	2.050
189.060302	62.18492	23.5	23.9	25.2	obs
189.453033	62.25566	23.9	23.9	24.4	2.982
189.216522	62.22570	22.9	24.0	24.7	0.959
189.114624	62.17403	22.8	24.0	25.7	0.762
189.248032	62.20598	23.7	24.0	24.8	0.470
189.184143	62.21129	23.2	24.0	24.4	0.873
189.280960	62.23251	23.2	24.0	24.8	0.787
189.208115	62.20717	23.4	24.0	24.3	1.204

TABLE 1—*Continued*

R.A. (J2000.0)	Decl. (J2000.0)	z'	R	B	z_{spec}
189.122665	62.25370	23.3	24.0	25.3	3.652
189.236343	62.21469	22.8	24.0	24.4	1.231
189.309509	62.20243	23.4	24.0	24.4	obs
189.249298	62.32625	22.6	24.0	25.0	1.144
189.262115	62.23473	23.4	24.0	24.4	1.243
189.160767	62.18662	22.8	24.0	25.1	0.935
189.300629	62.29843	22.8	24.0	25.3	obs
189.229156	62.22087	23.8	24.0	24.8	0.511
189.199844	62.16158	23.6	24.0	25.0	5.186
189.028015	62.20591	22.8	24.0	25.8	0.747
189.237946	62.25322	23.2	24.0	24.6	0.851
189.236969	62.18687	23.6	24.0	24.3	obs
189.239395	62.24763	22.2	24.0	25.7	1.253
189.159409	62.11621	23.8	24.1	24.9	obs
189.121490	62.17957	22.4	24.1	25.7	1.013
189.199127	62.20925	23.0	24.1	24.7	0.958
189.184799	62.24815	23.3	24.1	24.5	1.486
189.121170	62.12327	23.8	24.1	24.3	obs
189.159042	62.11556	23.9	24.1	25.6	obs
189.162918	62.16235	22.9	24.1	25.1	obs
189.036666	62.24364	24.0	24.1	24.8	0.472
189.213745	62.13162	23.6	24.1	24.2	0.954
189.346603	62.26076	23.6	24.1	24.6	2.240
189.125229	62.15673	22.4	24.1	25.5	0.953
189.108002	62.15110	23.6	24.1	27.6	obs
189.517639	62.25723	23.6	24.1	24.5	obs
189.180435	62.22582	23.2	24.1	24.7	0.905
189.247330	62.25532	23.6	24.1	24.7	obs
189.182587	62.12221	23.9	24.1	24.4	obs
189.196533	62.22840	23.4	24.1	24.4	1.314
189.382477	62.21769	22.6	24.1	25.5	obs
189.334732	62.23156	22.7	24.2	25.7	obs
189.254974	62.24198	23.6	24.2	24.4	0.839
189.197800	62.17884	23.1	24.2	25.1	obs
189.188812	62.19533	24.0	24.2	24.8	0.557
189.191528	62.20048	23.8	24.2	25.1	0.679
189.114990	62.19966	23.7	24.2	25.7	obs
189.170120	62.17768	23.7	24.2	24.3	obs
189.102737	62.23864	24.0	24.2	24.2	1.450
189.032074	62.25097	23.5	24.2	24.6	1.675
189.280579	62.27856	22.9	24.2	24.8	1.017
189.306595	62.26783	23.0	24.3	25.4	4.938
189.039627	62.22316	23.4	24.3	25.1	obs
189.216019	62.25444	24.3	24.3	25.4	3.333
189.308334	62.25676	22.9	24.3	26.8	0.768
189.158875	62.22869	23.8	24.3	25.0	obs
189.297821	62.36551	23.7	24.4	27.3	obs
189.209579	62.33469	22.6	24.4	26.6	1.011
188.972595	62.22762	24.0	24.4	24.4	obs
189.234314	62.19234	23.8	24.4	24.6	obs
189.440384	62.24910	23.0	24.4	25.8	obs
189.048324	62.21992	24.2	24.4	24.5	2.243
189.302536	62.20355	24.3	24.4	25.5	obs
189.229996	62.25357	22.9	24.4	25.8	obs
189.073165	62.16889	24.2	24.4	25.5	obs
189.270889	62.29204	24.0	24.4	25.5	obs
189.028579	62.17270	23.9	24.4	25.3	obs
189.225189	62.14874	24.0	24.4	27.7	obs
189.143784	62.10787	22.4	24.4	25.8	obs
189.040405	62.24676	23.6	24.5	25.6	obs
189.143127	62.19809	23.8	24.5	24.7	0.912
189.184021	62.24182	23.8	24.5	24.7	0.862
189.035476	62.24676	23.9	24.5	24.7	1.486
189.144531	62.21214	23.5	24.5	25.3	1.225
189.222992	62.33858	23.1	24.6	25.7	1.023
189.087463	62.23680	23.8	24.6	25.4	obs
189.141602	62.13150	23.6	24.6	26.9	0.971
189.087020	62.23772	23.9	24.6	25.2	obs
189.299271	62.26328	22.9	24.6	26.8	obs
189.073135	62.26140	23.7	24.7	25.0	obs
189.317230	62.19192	22.8	24.7	27.1	1.080
189.291550	62.38299	23.1	24.7	25.8	obs

TABLE 1—*Continued*

R.A. (J2000.0)	Decl. (J2000.0)	z'	R	B	z_{spec}
189.236969	62.16730	21.1	24.8	27.1	star
189.218643	62.13385	23.9	24.8	25.7	obs
189.229813	62.21778	23.0	24.8	27.6	0.952
189.169754	62.18037	23.6	24.8	26.4	1.006
189.289246	62.37079	23.5	24.9	25.8	obs
189.271637	62.33087	23.3	24.9	27.3	0.836
189.150116	62.11679	23.9	24.9	25.6	obs
189.251282	62.24237	24.6	24.9	24.8	0.484
189.049758	62.15050	23.8	25.0	25.7	obs
189.213654	62.18111	23.0	25.0	26.2	obs
189.156754	62.24829	22.0	25.0	26.2	star
189.514648	62.25534	23.4	25.1	26.7	obs
189.135941	62.14730	23.7	25.2	26.8	obs
189.337631	62.25060	23.3	25.2	28.1	4.761
189.017761	62.13669	23.3	25.2	27.1	obs
189.154282	62.11058	23.8	25.4	27.3	obs
189.308624	62.31820	22.9	26.3	-29.8	star

TABLE 2
SPECTROSCOPIC REDSHIFTS FROM THE HAWAII SAMPLE AND THE LITERATURE

R.A. (J2000.0) (1)	Decl. (J2000.0) (2)	HK' (3)	z' (4)	I (5)	R (6)	V (7)	B (8)	U (9)	z_{spec} (10)	source (11)	z_{phot} (12)	odds (13)
189.394943	62.24305	17.9	18.5	19.3	...	19.6	20.7	21.8	star	H
189.243301	62.15993	17.0	16.7	17.4	...	17.5	18.3	18.7	star	C00
189.171753	62.12917	16.6	16.6	17.3	...	17.6	18.3	19.3	star	H
189.287094	62.29710	18.2	17.5	18.0	...	18.0	18.7	18.5	star	H
189.338516	62.21321	18.2	18.7	18.8	...	19.6	20.3	21.1	0.1040	H
189.331253	62.21233	17.4	17.8	18.6	...	19.0	20.1	22.2	star	H
189.009216	62.26384	17.4	17.7	17.9	...	18.9	19.8	20.9	0.0870	H
189.105804	62.23475	16.4	16.8	17.7	...	19.1	20.3	22.2	star	H
189.418152	62.36593	17.3	...	17.9	...	18.0	19.1	20.8	star	H
189.195053	62.27692	17.4	17.4	17.9	...	18.9	20.0	22.0	star	C00
189.223221	62.25702	19.0	18.4	18.5	...	18.6	19.1	19.8	star	C00
189.426239	62.25520	18.5	18.9	19.0	...	19.6	20.0	20.8	0.0695	H
189.357941	62.15713	17.1	17.4	18.0	...	19.3	20.4	22.3	star	H
189.059051	62.22430	17.3	17.4	18.1	...	19.8	20.9	22.7	star	H
189.069915	62.26214	16.8	17.1	18.0	...	19.9	21.0	22.9	star	H
189.484070	62.25381	17.5	18.1	18.3	18.7	19.2	20.2	21.3	0.1877	H
189.243088	62.16623	17.8	18.3	18.4	18.8	19.3	20.0	20.8	0.1370	H
189.205933	62.22979	17.8	18.2	18.4	18.8	19.4	20.2	21.3	0.8520	H
189.316345	62.19982	17.7	18.2	18.4	18.9	19.4	20.4	21.5	0.1050	H
189.337952	62.25389	18.9	18.7	18.8	19.0	19.4	19.8	21.0	star	H
189.234772	62.21151	19.2	18.8	18.9	19.1	19.5	19.8	20.8	star	C00
189.153595	62.19310	18.8	19.0	19.0	19.2	19.5	19.7	20.4	0.0810	H
189.365341	62.17675	17.8	18.6	18.8	19.2	19.7	20.6	21.4	0.2140	H
189.166962	62.14460	18.5	18.8	18.9	19.2	19.6	20.0	20.8	0.0860	H
189.124481	62.29138	17.9	18.0	18.4	19.2	20.0	21.2	23.2	star	H
189.000701	62.23590	18.8	19.0	19.0	19.3	19.7	20.2	20.9	0.1136	H
189.364502	62.20489	18.4	18.6	18.9	19.4	20.1	21.0	22.9	star	H
189.201248	62.24080	18.9	19.2	19.2	19.4	19.7	20.0	20.6	0.1390	H
189.324036	62.36748	17.1	...	18.2	19.5	20.3	21.5	23.3	star	H
189.420151	62.20892	18.5	19.0	19.1	19.5	19.9	20.4	21.1	0.1136	H
189.103424	62.12207	19.0	19.2	19.3	19.5	19.8	20.1	20.7	0.1140	H
189.040939	62.19623	18.8	19.0	19.1	19.5	20.0	20.8	21.8	0.1360	H
189.356339	62.32825	18.4	19.0	19.2	19.5	19.9	20.7	21.0	0.2790	H
189.289474	62.30850	19.9	19.3	19.3	19.5	19.7	20.0	20.5	star	H
189.469711	62.27459	18.1	18.9	19.0	19.5	20.0	20.4	19.7	0.3070	H
189.112015	62.12517	18.0	18.1	18.6	19.6	20.4	21.5	23.1	star	H
189.275757	62.28688	18.3	19.0	19.1	19.6	20.1	21.1	21.7	0.2533	H
189.142303	62.23283	19.9	19.4	19.4	19.6	19.9	20.1	20.8	star	H
189.415115	62.29744	18.2	18.9	19.1	19.6	20.2	21.5	22.7	0.2101	H
189.321136	62.37860	18.2	18.5	18.7	19.6	20.3	21.3	23.2	star	H
189.282227	62.31434	18.4	19.0	19.1	19.6	20.2	21.4	22.5	0.2010	H
189.256317	62.31194	18.5	19.1	19.3	19.7	20.2	21.2	21.8	0.2317	H
189.391663	62.32713	18.2	19.0	19.2	19.7	20.4	21.7	23.0	0.2733	H
189.278625	62.28402	19.7	19.7	19.8	19.7	19.8	20.0	19.8	1.0180	H
189.373840	62.32639	18.1	18.9	19.2	19.8	20.7	21.9	23.3	0.3177	H
189.228012	62.22452	18.7	18.8	19.0	19.8	20.5	21.5	23.4	star	C00
189.313400	62.18415	19.9	19.6	19.5	19.8	20.0	20.4	21.1	star	C00
189.050140	62.19423	18.6	19.2	19.3	19.8	20.4	21.2	21.8	0.2750	H
188.998932	62.26397	18.7	19.2	19.4	19.8	20.3	21.0	21.3	0.3750	H
188.923950	62.19262	...	18.7	18.9	19.8	20.6	21.7	23.6	star	H
189.389099	62.22793	19.1	19.5	19.6	19.8	20.1	20.6	21.3	0.1049	H
189.481979	62.25190	17.8	19.0	19.3	19.8	20.5	21.6	22.7	0.1890	H
189.233170	62.14946	20.2	19.8	19.7	19.8	20.0	20.2	20.8	star	H
189.203262	62.16201	18.8	18.9	19.2	19.8	20.6	21.6	23.5	star	C00
189.291107	62.25675	18.7	19.3	19.5	19.8	20.4	21.5	22.6	0.2010	C00
189.369370	62.30929	17.8	18.1	18.6	19.9	20.8	21.9	23.9	star	H
189.216339	62.32816	18.1	18.3	18.7	19.9	20.8	22.0	24.1	star	H
189.220352	62.24567	18.4	19.2	19.3	19.9	20.8	22.0	23.4	0.3210	H
189.251251	62.10843	18.3	18.5	18.9	19.9	20.8	21.9	23.8	star	H
189.052002	62.19466	18.7	19.4	19.5	19.9	20.5	21.3	21.8	0.2750	H
189.455872	62.27942	19.9	19.7	19.7	20.0	20.3	20.7	21.8	star	H	star	1.0
189.356888	62.28022	17.8	18.0	18.6	20.0	20.9	22.0	23.8	star	H	star	1.0
189.258499	62.18979	19.2	19.6	19.7	20.0	20.3	20.8	21.4	0.1360	H	0.20	1.0
189.128387	62.28487	19.0	19.4	19.6	20.0	20.5	21.5	22.5	0.1680	H	0.15	1.0
189.143616	62.20374	18.2	19.3	19.6	20.0	21.0	21.9	22.6	0.4560	H	0.44	1.0
189.377701	62.16158	19.0	19.5	19.8	20.0	20.5	21.3	21.6	0.2980	H	0.29	1.0
189.094887	62.12226	19.4	19.4	19.5	20.0	20.8	21.6	22.5	star	H	star	1.0

TABLE 2—*Continued*

R.A. (J2000.0) (1)	Decl. (J2000.0) (2)	HK' (3)	z' (4)	I (5)	R (6)	V (7)	B (8)	U (9)	z_{spec} (10)	source (11)	z_{phot} (12)	odds (13)
189.261353	62.26220	19.0	19.7	19.9	20.2	20.7	20.9	21.6	0.5140	H	0.46	1.0
189.226212	62.12930	...	19.7	19.8	20.3	20.8	21.4	22.0	0.2020	H	0.30	1.0
189.173462	62.19226	19.9	20.2	20.2	20.3	20.5	20.8	21.4	0.0892	H	0.09	1.0
188.948349	62.20200	20.0	20.1	20.1	20.3	20.7	20.9	21.7	0.0780	H	0.10	1.0
189.355286	62.16845	18.9	19.7	20.0	20.3	20.9	21.7	22.1	0.4100	H	0.43	1.0
189.066177	62.21048	19.5	19.9	20.0	20.3	20.7	21.4	21.8	0.2860	C00	0.30	1.0
189.151459	62.11869	19.4	20.0	20.1	20.3	20.7	21.4	21.7	0.2770	H	0.30	1.0
189.276962	62.29152	19.0	19.8	20.0	20.4	20.9	21.8	22.3	0.2986	H	0.30	1.0
189.212723	62.22252	19.9	20.2	20.2	20.4	20.7	21.2	21.7	0.1990	H	0.15	1.0
189.249832	62.28778	18.9	19.7	19.9	20.4	21.2	22.1	22.6	0.3555	H	0.37	1.0
189.245087	62.27726	19.2	19.9	20.0	20.4	21.0	21.8	22.4	0.2990	H	0.30	1.0
189.343872	62.25087	18.1	18.4	18.9	20.5	21.4	22.7	24.8	star	H	star	1.0
189.220123	62.30224	18.7	19.7	19.9	20.5	21.1	22.2	23.2	0.2546	H	0.30	1.0
189.331436	62.37875	18.5	18.9	19.1	20.5	21.4	22.5	24.5	star	H	star	1.0
188.922470	62.20495	19.3	19.9	20.1	20.5	21.3	21.9	22.3	0.4582	H	0.46	1.0
189.095581	62.25749	20.4	20.3	20.4	20.5	20.5	20.4	20.9	2.5900	H	0.08	1.0
189.195465	62.23955	19.4	19.6	19.8	20.5	21.3	22.3	24.1	star	C00	star	1.0
188.995056	62.26173	20.1	20.3	20.3	20.5	20.8	21.2	21.7	0.1085	H	0.13	1.0
189.295059	62.20029	19.0	19.2	19.5	20.5	21.4	22.4	24.3	star	H	star	1.0
188.925873	62.16058	...	20.5	20.4	20.5	20.9	21.2	21.6	0.2266	H	0.21	1.0
189.466904	62.25065	20.4	20.4	20.4	20.6	20.9	21.3	22.0	star	H	star	1.0
189.339615	62.22637	18.8	19.7	20.0	20.6	21.8	23.0	24.8	0.4750	H	0.43	1.0
189.408539	62.28815	18.8	19.1	19.4	20.6	21.4	22.6	24.6	star	H	star	1.0
189.225494	62.29393	19.1	20.0	20.2	20.7	21.4	22.3	22.8	0.3772	H	0.41	1.0
189.284668	62.18233	19.6	20.3	20.5	20.7	21.2	21.8	22.1	0.4220	H	0.43	1.0
189.145676	62.20681	18.7	19.8	20.1	20.7	21.8	22.5	23.2	0.5620	H	0.55	1.0
189.072601	62.23799	20.2	20.5	20.4	20.7	20.9	21.4	21.9	0.1565	H	0.14	1.0
189.339828	62.32437	18.8	20.0	20.2	20.7	21.4	22.4	23.4	0.2100	H	0.30	1.0
189.089782	62.20756	19.6	20.2	20.4	20.7	21.4	22.2	22.7	0.3980	H	0.37	1.0
189.305359	62.33166	19.2	20.1	20.4	20.7	21.4	22.2	22.7	0.4380	H	0.44	1.0
189.488754	62.26335	18.8	19.9	20.2	20.7	21.9	22.9	24.1	0.4578	H	0.44	1.0
189.457169	62.23960	19.2	20.2	20.4	20.8	21.5	22.1	22.4	0.4860	H	0.50	1.0
189.058288	62.23769	19.5	20.3	20.4	20.8	21.2	21.9	22.6	0.2063	H	0.28	1.0
189.446136	62.27565	18.6	19.9	20.2	20.8	21.8	23.0	24.4	0.4400	H	0.41	1.0
189.013565	62.18646	19.2	20.1	20.3	20.8	21.9	22.3	22.8	0.6390	H	0.68	1.0
189.174286	62.10002	20.6	20.7	20.7	20.8	21.0	21.3	21.9	0.1247	H	0.09	1.0
189.472046	62.24839	18.9	19.9	20.2	20.9	22.1	23.3	25.3	0.5100	H	0.47	1.0
189.299118	62.25417	20.2	20.6	20.7	20.9	21.2	21.8	22.1	0.2990	C00	0.26	1.0
189.189240	62.20387	22.6	21.3	21.0	20.9	20.8	20.7	20.7	star	H	star	1.0
189.060302	62.22201	19.3	20.1	20.4	20.9	21.8	22.6	23.2	0.4540	H	0.45	1.0
189.081115	62.21470	19.3	20.1	20.4	20.9	21.9	22.7	23.5	0.4730	H	0.43	1.0
189.154861	62.10022	20.5	20.6	20.7	20.9	21.4	21.9	23.2	star	H	star	1.0
189.481766	62.26190	18.9	20.0	20.3	20.9	22.1	23.4	25.3	0.4598	H	0.46	1.0
189.359268	62.22984	18.9	20.0	20.3	20.9	22.1	23.3	24.6	0.4750	H	0.48	1.0
189.331604	62.20142	20.4	20.7	20.8	20.9	21.2	21.5	22.2	0.0700	C00	0.09	0.90
189.441223	62.24314	18.8	20.1	20.4	20.9	21.7	22.8	23.8	0.3000	H	0.34	1.0
189.135300	62.18491	19.0	20.0	20.3	20.9	22.1	23.3	24.9	0.5190	H	0.50	1.0
189.085037	62.13690	19.2	19.5	19.7	20.9	21.8	22.9	24.8	star	H	star	1.0
189.082687	62.21444	20.4	20.7	20.6	21.0	21.6	21.7	21.9	0.6945	H	0.63	1.0
189.389603	62.32815	19.3	20.3	20.5	21.0	21.5	22.6	23.3	0.2714	H	0.28	1.0
189.269287	62.28114	19.8	20.5	20.6	21.0	21.5	22.3	22.6	0.3770	H	0.42	1.0
189.374573	62.21698	19.1	20.1	20.4	21.0	22.1	23.2	24.6	0.5121	H	0.45	1.0
189.270004	62.24866	21.6	21.0	21.0	21.0	21.2	21.3	21.9	star	C00	star	1.0
189.413559	62.34998	19.3	20.3	20.7	21.0	21.1	21.5	22.3	0.8370	H	0.06	1.0
189.095001	62.21670	19.7	20.3	20.6	21.0	22.1	23.1	24.2	0.4720	H	0.38	1.0
189.212997	62.17534	19.1	20.2	20.5	21.0	21.8	22.8	23.6	0.4100	H	0.45	1.0
189.320084	62.16882	19.2	20.3	20.6	21.0	21.8	22.9	23.5	0.4110	H	0.43	1.0
189.150589	62.14539	19.7	20.6	20.7	21.0	21.8	22.2	22.5	0.5607	H	0.60	1.0
189.082077	62.23154	19.7	20.4	20.6	21.1	21.8	22.9	23.9	0.2860	C00	0.29	1.0
189.258698	62.29383	20.3	20.4	20.6	21.1	21.7	22.7	24.7	star	H	star	1.0
189.329742	62.19210	19.5	20.4	20.6	21.1	22.0	22.6	23.1	0.5560	H	0.50	1.0
189.219986	62.24234	20.8	20.8	20.8	21.1	21.5	22.0	23.2	star	C00	star	1.0
189.093765	62.26244	19.8	20.5	20.6	21.1	21.9	22.3	22.7	0.6471	H	0.64	1.0
189.058822	62.19650	20.4	20.8	20.9	21.1	21.5	22.2	22.5	0.2860	H	0.31	1.0
189.209183	62.14586	19.3	20.4	20.6	21.1	21.9	22.9	23.6	0.4340	H	0.44	1.0
189.278870	62.24165	20.6	20.7	20.8	21.1	21.5	22.2	23.6	star	C00	star	1.0
189.135208	62.17713	20.5	20.9	20.9	21.1	21.5	21.9	22.6	0.1360	C00	0.22	0.97
189.189148	62.31703	19.9	20.5	20.7	21.1	21.8	22.5	22.9	0.4545	H	0.44	1.0
189.082046	62.31900	19.2	20.2	20.5	21.1	22.1	23.0	23.8	0.5200	H	0.52	1.0
189.283920	62.23972	19.0	20.1	20.4	21.1	22.3	23.4	24.2	0.5630	H	0.56	1.0

TABLE 2—*Continued*

R.A. (J2000.0)	Decl. (J2000.0)	HK'	z'	I	R	V	B	U	z_{spec}	source	z_{phot}	odds
(1)	(2)	(3)	(4)	(5)	(6)	(7)	(8)	(9)	(10)	(11)	(12)	(13)
189.209229	62.21114	20.3	20.8	20.9	21.2	21.8	22.3	22.5	0.4740	C00	0.48	1.0
189.286148	62.26997	20.0	20.2	20.4	21.2	21.9	22.9	24.8	star	C00	star	1.0
189.165436	62.25741	19.7	20.6	20.8	21.2	21.8	22.7	23.1	0.3765	H	0.38	1.0
189.171234	62.16375	19.6	20.6	20.8	21.2	21.9	22.7	23.2	0.4100	C00	0.44	1.0
189.175476	62.31443	20.2	20.7	20.8	21.2	21.6	22.4	23.0	0.2535	H	0.23	1.0
189.128265	62.18312	20.1	20.7	20.9	21.2	21.7	22.5	23.0	0.2950	C00	0.28	1.0
189.063354	62.17388	18.9	19.2	19.6	21.2	22.2	23.2	24.8	star	H	star	1.0
189.518402	62.28587	19.2	20.4	20.7	21.2	22.2	23.0	23.7	0.4859	H	0.48	1.0
189.262192	62.23998	19.5	20.5	20.7	21.2	22.2	23.0	23.6	0.5120	C00	0.48	1.0
189.318222	62.25351	19.0	20.2	20.5	21.2	22.2	23.0	23.7	0.2300	H	0.57	1.0
189.015594	62.13412	19.9	20.6	20.8	21.2	22.2	23.0	23.9	0.4094	H	star	1.0
189.319290	62.25323	20.1	20.8	20.9	21.2	21.6	22.4	22.9	0.5590	C00	0.26	1.0
189.156509	62.21122	20.5	21.0	21.1	21.2	21.7	22.3	22.6	0.4570	H	0.43	1.0
189.200317	62.21927	19.5	20.4	20.7	21.3	22.4	23.5	24.9	0.4750	H	0.43	1.0
189.074966	62.27648	19.7	20.5	20.6	21.3	21.8	22.2	22.6	0.6790	H	0.74	1.0
189.180649	62.13880	21.0	21.1	21.2	21.3	21.5	21.8	22.4	0.0870	H	0.21	0.99
189.247437	62.23475	20.9	21.1	21.1	21.3	21.6	22.0	22.7	0.0890	C00	0.10	1.0
189.258057	62.17357	19.6	20.6	20.9	21.3	22.1	23.0	23.6	0.4110	C00	0.57	1.0
189.095977	62.22965	20.0	20.8	21.0	21.3	22.0	22.6	23.1	0.4830	H	0.45	1.0
189.443710	62.21087	20.5	21.1	21.2	21.3	21.6	22.4	22.7	0.2990	H	0.30	1.0
189.235413	62.23894	20.9	21.1	21.1	21.3	21.5	21.9	22.5	0.1050	H	0.12	1.0
189.509338	62.28901	20.6	21.1	21.2	21.3	21.6	22.2	22.5	0.2777	H	0.13	0.86
189.359955	62.20387	20.1	20.9	21.1	21.3	21.8	22.6	23.0	0.3439	H	0.43	1.0
189.173172	62.16348	19.0	20.3	20.7	21.3	22.5	23.6	24.5	0.5186	H	0.55	1.0
189.252151	62.23505	19.7	20.6	20.8	21.3	22.2	23.1	23.8	0.4230	C00	0.57	1.0
189.284073	62.28319	19.4	20.5	20.8	21.3	22.2	23.1	23.9	0.4580	C00	0.45	1.0
189.236008	62.21274	19.4	20.4	20.7	21.3	22.5	23.7	24.9	0.5170	H	0.52	1.0
189.133499	62.09457	21.6	21.3	21.4	21.3	21.6	21.8	22.2	0.0350	H	0.04	1.0
189.457169	62.25923	20.7	21.2	21.2	21.3	21.5	21.9	22.5	0.1632	H	0.18	1.0
189.108307	62.11542	19.6	20.6	20.8	21.3	22.3	22.8	23.2	0.6392	H	0.70	1.0
189.399048	62.30301	20.7	21.2	21.3	21.4	21.6	22.3	22.6	0.2980	H	0.30	1.0
189.183746	62.16202	19.1	19.5	19.8	21.4	22.3	23.6	25.8	star	C00	star	1.0
189.355988	62.31897	20.9	21.2	21.2	21.4	21.5	22.0	22.4	0.2112	H	0.11	0.98
189.247818	62.13749	20.8	21.1	21.2	21.4	21.6	22.0	22.7	0.1160	H	0.20	0.93
189.167114	62.21831	19.5	20.5	20.7	21.4	22.6	23.8	25.7	0.4880	C00	0.46	1.0
189.415909	62.28391	19.5	20.6	20.9	21.4	22.4	23.2	24.0	0.4580	H	0.45	1.0
189.056060	62.15308	20.3	20.9	21.1	21.4	22.1	22.8	23.2	0.4098	H	0.40	1.0
189.162750	62.30594	19.4	20.3	20.5	21.4	22.5	23.9	25.6	0.5568	H	0.53	1.0
189.142563	62.24257	19.5	20.4	20.7	21.4	22.6	23.7	25.3	0.5200	C00	0.50	1.0
189.063659	62.20613	19.9	20.7	20.9	21.4	22.2	23.3	24.8	0.3198	H	0.29	1.0
189.177383	62.15953	19.6	20.6	20.9	21.4	22.3	23.0	23.7	0.5300	C00	0.61	1.0
189.286041	62.18098	20.0	20.9	21.1	21.4	21.9	22.6	22.9	0.4110	C00	0.44	1.0
189.196030	62.21034	20.6	21.0	21.1	21.4	21.8	22.5	22.7	0.3210	H	0.37	1.0
189.201752	62.13158	20.9	21.2	21.3	21.4	21.6	22.2	22.7	0.2050	H	0.22	0.99
189.126678	62.20248	20.4	21.0	21.2	21.4	22.0	22.6	22.8	0.4570	H	0.46	1.0
188.994019	62.18418	19.7	20.6	20.7	21.4	22.3	22.9	23.2	0.6373	H	0.73	1.0
189.363434	62.35223	19.8	20.7	20.9	21.4	22.0	22.9	23.5	0.2802	H	0.34	0.99
189.374115	62.31896	21.3	21.3	21.3	21.4	21.6	22.0	22.7	star	H	star	1.0
189.082733	62.23005	20.5	21.0	21.2	21.4	22.2	22.6	22.8	0.5350	C00	0.55	1.0
189.101639	62.24848	19.2	20.2	20.4	21.4	22.6	24.1	25.6	0.6390	H	0.58	1.0
189.403214	62.30465	18.9	19.3	19.7	21.4	22.4	23.6	25.4	star	H	star	1.0
189.326752	62.26500	20.0	20.8	21.0	21.4	22.3	23.0	23.5	0.4760	C00	0.55	1.0
189.321976	62.23244	20.6	21.1	21.3	21.4	21.8	22.6	22.8	0.3360	H	0.33	1.0
189.102982	62.25301	19.5	20.4	20.6	21.4	22.5	23.3	23.8	0.6410	C00	0.58	1.0
189.229141	62.28300	19.9	20.8	21.0	21.4	22.3	23.0	23.5	0.5068	H	0.48	1.0
189.258453	62.22316	20.4	21.0	21.1	21.4	22.1	22.8	23.2	0.4090	H	0.39	1.0
189.174805	62.20159	20.2	20.9	21.1	21.4	22.1	22.7	23.0	0.4320	H	0.46	1.0
189.182281	62.23254	20.9	21.2	21.2	21.4	21.8	22.4	22.9	0.2010	C00	0.23	0.98
189.310486	62.21097	21.0	21.2	21.3	21.4	21.7	22.2	23.1	star	H	star	1.0
189.147125	62.18615	19.8	20.7	20.9	21.4	22.5	23.7	25.4	0.4094	H	0.40	1.0
189.182770	62.15619	18.9	19.3	19.8	21.4	22.4	23.7	25.5	star	C00	star	1.0
189.092590	62.18522	20.6	21.1	21.2	21.5	21.9	22.6	23.1	0.2750	H	0.28	1.0
189.110886	62.21456	20.4	21.0	21.1	21.5	22.3	22.7	23.0	0.5570	H	0.60	1.0
188.971329	62.17709	20.1	21.2	21.4	21.5	21.9	21.9	21.6	1.3790	H	1.54	1.0
189.305359	62.20894	19.8	20.2	20.4	21.5	22.2	23.3	25.3	star	H	star	1.0
189.235458	62.14381	20.6	20.8	21.0	21.5	22.2	23.2	25.2	star	H	star	1.0
189.075424	62.15226	20.9	21.2	21.3	21.5	21.9	22.5	23.0	0.2120	H	0.25	1.0
189.191101	62.22393	20.6	21.1	21.2	21.5	22.0	22.8	23.1	0.3200	H	0.29	1.0
189.145203	62.11957	19.7	20.7	21.0	21.5	22.4	22.8	23.4	0.6329	H	0.52	1.0
189.138153	62.19282	20.8	21.4	21.5	21.5	21.7	21.9	22.5	0.0800	C00	2.58	0.97

TABLE 2—*Continued*

R.A. (J2000.0) (1)	Decl. (J2000.0) (2)	HK' (3)	z' (4)	I (5)	R (6)	V (7)	B (8)	U (9)	z_{spec} (10)	source (11)	z_{phot} (12)	odds (13)
189.077499	62.18762	19.9	21.0	21.3	21.5	21.8	21.8	21.8	1.0220	H	1.57	1.0
189.183228	62.21401	20.0	20.9	21.1	21.5	22.4	23.0	23.5	0.5560	H	0.59	1.0
189.281845	62.18677	20.0	20.8	21.0	21.5	22.5	23.3	24.3	0.4720	C00	0.37	1.0
189.232269	62.15495	19.5	20.7	21.0	21.5	22.4	23.4	24.1	0.4190	H	0.47	1.0
189.088851	62.23821	19.6	20.7	20.9	21.5	22.6	23.5	24.2	0.5200	C00	0.52	1.0
189.132599	62.15192	18.9	20.0	20.5	21.5	22.3	23.3	23.6	0.8453	H	0.74	1.0
189.343567	62.25014	19.6	19.9	20.3	21.5	22.4	23.5	24.9	star	H	star	1.0
189.224213	62.14112	20.3	21.1	21.2	21.5	22.3	22.7	22.9	0.5610	H	0.60	1.0
189.326187	62.19750	20.7	21.2	21.3	21.5	21.9	22.4	23.3	0.1040	H	0.21	0.97
188.956726	62.21064	20.0	20.8	21.0	21.5	22.6	23.8	25.1	0.4573	H	0.40	1.0
189.079788	62.31773	20.9	21.1	21.2	21.5	22.0	22.8	24.4	star	H	star	1.0
189.087524	62.20118	20.2	21.0	21.2	21.6	22.3	23.0	23.4	0.4570	C00	0.44	1.0
189.193039	62.27491	19.7	20.6	20.9	21.6	22.7	23.9	25.6	0.5020	H	0.49	1.0
189.227661	62.19095	19.8	21.0	21.1	21.6	22.1	23.1	23.8	0.2530	C00	0.45	1.0
189.104401	62.21694	19.8	20.6	20.9	21.6	22.8	23.9	24.9	0.5170	H	0.50	1.0
189.087341	62.12593	20.9	21.3	21.4	21.6	22.2	22.7	22.9	0.4340	H	0.44	1.0
189.243271	62.26362	20.9	21.3	21.4	21.6	21.9	22.2	22.3	0.4570	C00	0.47	1.0
189.360901	62.15865	20.1	21.0	21.2	21.6	22.2	23.0	23.4	0.4120	H	0.44	1.0
189.150635	62.28251	20.8	21.2	21.3	21.6	22.2	22.7	22.9	0.4879	H	0.48	1.0
189.360992	62.18456	20.6	21.3	21.4	21.6	21.9	22.6	23.2	0.2123	H	0.22	1.0
189.111282	62.14171	20.6	21.2	21.4	21.6	22.4	22.7	22.9	0.5551	H	0.60	1.0
189.074844	62.24932	20.9	21.3	21.4	21.6	22.1	22.9	23.2	0.3360	H	0.34	1.0
189.070434	62.24374	19.6	20.7	20.9	21.6	22.5	23.1	23.4	0.5150	H	0.75	1.0
189.245163	62.24312	19.6	20.6	20.8	21.6	22.4	23.0	23.3	0.6780	H	0.64	1.0
189.093826	62.14394	20.8	21.4	21.5	21.6	22.2	22.6	22.7	0.4846	H	0.53	1.0
189.184677	62.29366	21.1	21.4	21.5	21.6	22.0	22.4	22.5	0.4547	H	0.30	0.94
189.117554	62.24256	20.6	21.3	21.3	21.7	22.1	22.8	23.3	0.2520	H	0.26	1.0
189.223557	62.21905	21.0	21.1	21.2	21.7	22.3	23.2	25.1	star	H	star	1.0
189.114456	62.17175	21.2	21.6	21.6	21.7	21.9	22.5	22.8	0.2530	C00	0.26	0.97
189.152649	62.22976	20.5	21.1	21.3	21.7	22.0	22.4	22.4	0.9590	H	0.72	1.0
189.129135	62.25782	20.0	20.2	20.5	21.7	22.5	23.6	25.5	star	C00	star	1.0
189.264282	62.27538	20.5	21.2	21.4	21.7	22.1	22.9	23.2	0.3574	H	0.44	1.0
189.270676	62.35540	19.6	20.0	20.4	21.7	22.6	23.6	25.6	star	H	star	1.0
189.092865	62.21167	20.2	21.1	21.3	21.7	22.5	23.3	23.8	0.4580	H	0.44	1.0
189.224548	62.21511	19.9	20.9	21.1	21.7	22.6	23.1	23.5	0.6420	H	0.72	1.0
189.073638	62.22907	19.7	20.7	20.9	21.7	22.9	24.1	25.7	0.5340	H	0.53	1.0
189.215195	62.16524	21.2	21.4	21.5	21.7	21.9	22.4	23.0	0.1360	C00	0.15	1.0
189.211411	62.18306	20.9	21.4	21.5	21.7	22.3	22.8	23.0	0.4740	C00	0.46	1.0
189.029754	62.22474	19.8	20.9	21.2	21.7	22.7	23.8	24.9	0.4353	H	0.42	1.0
189.324005	62.24434	20.3	21.1	21.4	21.7	22.4	23.2	23.7	0.4070	H	0.42	1.0
189.331818	62.22717	19.4	20.8	21.1	21.7	22.8	23.7	24.5	0.4790	H	0.53	1.0
189.269348	62.24153	19.7	20.9	21.1	21.7	22.7	23.5	24.0	0.5610	H	0.55	1.0
189.182953	62.14510	20.9	21.4	21.5	21.7	22.1	22.8	23.3	0.2468	H	0.23	1.0
189.354401	62.33481	20.7	21.3	21.4	21.7	22.1	22.9	23.3	0.2770	H	0.26	0.99
189.289886	62.23995	20.0	20.9	21.1	21.7	22.9	24.0	25.6	0.4760	C00	0.45	1.0
189.434128	62.23299	19.9	20.9	21.2	21.7	22.8	23.8	24.8	0.5110	H	0.45	1.0
189.201691	62.10927	20.0	20.9	21.2	21.8	22.7	23.2	23.6	0.6345	H	0.54	1.0
189.482590	62.28245	19.9	21.0	21.2	21.8	22.8	23.8	25.2	0.4410	H	0.38	1.0
189.327698	62.22277	19.7	20.9	21.2	21.8	22.8	23.8	24.9	0.4750	H	0.46	1.0
189.205261	62.31356	20.4	21.2	21.3	21.8	22.5	22.9	23.1	0.5932	H	0.69	1.0
189.427200	62.30339	21.0	21.4	21.6	21.8	21.7	21.8	22.2	2.3020	H	0.10	0.99
189.202621	62.15904	20.4	21.3	21.5	21.8	22.5	23.0	23.4	0.5174	H	0.48	1.0
189.029205	62.20458	21.7	21.7	21.7	21.8	22.0	22.3	22.9	0.0788	H	0.08	0.64
189.235229	62.30125	19.9	20.9	21.1	21.8	22.9	24.1	25.6	0.4974	H	0.46	1.0
189.215775	62.23172	20.0	21.1	21.3	21.8	22.6	23.2	23.8	0.5570	C00	0.63	1.0
189.403320	62.25833	21.0	21.5	21.6	21.8	22.1	22.8	23.3	0.2348	H	0.24	0.98
189.147018	62.11013	20.0	20.3	20.6	21.8	22.6	23.7	25.5	star	H	star	1.0
189.384140	62.15537	21.3	21.4	21.7	21.8	21.4	22.7	23.1	0.2127	H	0.16	1.0
189.263855	62.23843	20.0	20.9	21.2	21.8	22.9	23.8	25.5	0.5120	C00	0.43	1.0
189.026535	62.21484	21.0	21.4	21.5	21.8	22.2	22.9	23.8	0.1360	H	0.33	0.91
189.102005	62.19443	21.2	21.6	21.6	21.8	22.1	22.6	23.1	0.2310	H	0.23	0.99
189.172775	62.23420	19.9	20.8	21.1	21.8	22.9	24.1	25.6	0.5570	C00	0.51	1.0
189.051727	62.24409	20.9	21.4	21.6	21.8	22.1	22.1	22.2	1.4321	H	1.10	1.0
189.276047	62.36026	20.0	21.1	21.4	21.8	22.1	22.4	22.8	0.9039	H	1.21	1.0
189.183365	62.14321	19.7	20.9	21.2	21.8	23.0	23.9	24.8	0.5183	H	0.53	1.0
189.160339	62.16482	19.9	20.2	20.5	21.8	22.6	23.7	24.8	star	C00	star	1.0
189.212982	62.16082	21.4	21.6	21.6	21.8	22.0	22.5	22.9	0.2050	C00	0.14	1.0
189.309692	62.28242	20.1	21.0	21.3	21.8	22.9	24.0	25.6	0.4478	H	0.41	1.0
189.184128	62.21338	21.1	21.6	21.6	21.8	22.4	22.7	22.8	0.5550	C00	0.60	1.0
189.447372	62.25364	19.8	21.1	21.3	21.8	22.6	23.2	23.6	0.6794	H	0.54	1.0

TABLE 2—*Continued*

R.A. (J2000.0) (1)	Decl. (J2000.0) (2)	HK' (3)	z' (4)	I (5)	R (6)	V (7)	B (8)	U (9)	z_{spec} (10)	source (11)	z_{phot} (12)	odds (13)
189.317673	62.22975	20.6	21.3	21.5	21.8	22.4	22.9	23.2	0.4460	H	0.48	1.0
189.033874	62.17673	19.9	20.8	20.9	21.8	22.9	23.7	24.2	0.6810	H	0.59	1.0
189.244797	62.21466	21.1	21.5	21.6	21.8	22.3	23.0	23.3	0.3190	H	0.34	1.0
189.311630	62.21638	18.9	19.5	20.0	21.8	22.8	24.1	26.3	star	H	star	1.0
189.232864	62.32553	20.9	21.4	21.5	21.9	22.5	23.0	23.3	0.5285	H	0.56	1.0
189.070083	62.31217	20.2	21.1	21.4	21.9	22.7	23.3	23.9	0.5060	H	0.62	1.0
189.206833	62.32127	21.2	21.6	21.7	21.9	22.2	22.9	23.2	0.2758	H	0.29	1.0
189.230652	62.10843	19.5	19.9	20.4	21.9	22.7	23.7	25.0	star	H	star	1.0
189.307129	62.25322	20.1	21.2	21.4	21.9	22.8	23.4	24.0	0.5240	C00	0.60	1.0
189.195374	62.24660	20.1	20.9	21.1	21.9	22.9	23.9	24.3	0.5580	C00	0.54	1.0
189.288254	62.28703	20.8	21.4	21.6	21.9	22.4	23.3	23.8	0.3200	H	0.26	1.0
189.033401	62.26500	20.9	21.4	21.6	21.9	22.6	23.2	23.5	0.4593	H	0.52	1.0
189.268921	62.16782	21.4	21.8	21.7	21.9	22.1	22.6	23.0	0.2300	C00	0.22	1.0
189.317505	62.37066	20.4	21.2	21.5	21.9	22.7	23.2	23.6	0.4990	H	0.49	1.0
189.185837	62.21803	20.0	21.1	21.4	21.9	22.9	23.8	24.6	0.4850	C00	0.49	1.0
189.155594	62.21466	20.2	21.1	21.3	21.9	23.1	24.2	25.8	0.4840	H	0.44	1.0
189.039993	62.19968	20.2	21.0	21.2	21.9	22.6	22.8	22.8	0.7840	H	0.84	1.0
189.052566	62.21066	20.0	20.2	20.6	21.9	22.8	24.1	26.0	star	H	star	1.0
189.406631	62.37209	21.2	21.6	21.8	21.9	22.4	22.9	23.0	0.4522	H	0.39	1.0
189.140457	62.24209	19.7	21.0	21.3	21.9	23.1	24.1	25.0	0.5190	C00	0.54	1.0
189.402481	62.33500	21.2	21.8	21.8	22.0	22.4	22.6	22.7	0.5857	H	0.53	1.0
189.030166	62.11447	20.9	21.5	21.7	22.0	22.6	23.4	23.8	0.4098	H	0.49	1.0
189.399536	62.22762	21.4	21.8	21.8	22.0	22.2	22.6	23.4	0.1044	H	0.09	0.84
189.348389	62.15689	21.0	21.6	21.8	22.0	22.5	23.1	23.3	0.4232	H	0.44	1.0
189.517853	62.27849	20.5	21.5	21.7	22.0	22.7	23.2	23.5	0.4836	H	0.47	1.0
189.027801	62.17630	20.7	21.4	21.6	22.0	22.8	23.1	23.4	0.6417	H	0.64	1.0
189.089859	62.21686	20.5	21.2	21.4	22.0	22.8	23.2	23.5	0.6880	C00	0.70	1.0
189.190964	62.13568	22.0	21.9	21.9	22.0	22.1	22.4	22.9	star	H	star	1.0
189.381866	62.32983	21.5	21.8	21.9	22.0	22.2	22.8	23.1	0.2778	H	0.26	0.89
189.208282	62.27707	20.7	21.5	21.7	22.0	22.7	23.3	23.7	0.5040	C00	0.55	1.0
189.309860	62.26653	20.4	21.5	21.6	22.0	22.7	23.1	23.3	0.5670	C00	0.66	1.0
188.948746	62.18283	19.6	21.0	21.3	22.0	23.0	24.2	25.2	0.4518	H	0.54	1.0
189.117691	62.21053	20.7	21.4	21.6	22.0	22.8	23.3	23.7	0.5180	H	0.58	1.0
188.975235	62.17880	19.8	21.0	21.4	22.0	23.2	24.2	25.3	0.5071	H	0.52	1.0
188.966812	62.16131	20.9	21.4	21.6	22.0	22.7	23.7	24.7	0.2544	H	0.27	1.0
188.998077	62.16687	21.2	21.8	21.7	22.0	22.7	22.8	22.8	0.6369	H	0.66	1.0
189.340698	62.20712	20.6	21.5	21.7	22.0	22.7	23.3	23.7	0.4800	C00	0.46	1.0
189.132812	62.21135	21.4	21.7	21.8	22.0	22.7	23.1	23.3	0.5280	H	0.49	1.0
189.370880	62.17765	20.5	21.3	21.5	22.0	22.6	22.9	23.1	0.7846	H	0.76	1.0
189.199127	62.32884	20.8	21.5	21.7	22.0	22.7	23.3	23.6	0.5070	H	0.48	1.0
188.987000	62.18814	20.0	20.3	20.6	22.0	22.9	24.0	26.2	star	H	star	1.0
189.129868	62.21019	21.2	21.6	21.8	22.0	22.5	23.0	23.2	0.4550	H	0.40	1.0
189.260437	62.22844	21.3	21.8	21.8	22.0	22.6	22.9	23.0	0.5600	H	0.60	1.0
189.488800	62.27439	20.8	21.8	21.8	22.0	22.6	23.1	24.3	2.9223	H	0.32	1.0
189.138489	62.14284	19.9	21.1	21.5	22.0	22.3	22.5	22.4	0.9340	H	1.13	0.92
189.171524	62.23929	20.7	21.5	21.6	22.0	22.9	23.5	23.9	0.5190	C00	0.58	1.0
189.115845	62.21140	20.2	21.1	21.4	22.0	23.3	24.3	25.5	0.5170	H	0.50	1.0
189.274445	62.19834	19.8	20.9	21.2	22.0	22.6	23.2	23.4	0.9020	H	0.74	0.98
189.024871	62.24335	21.2	21.6	21.8	22.0	22.5	23.2	23.4	0.4085	H	0.44	1.0
189.387253	62.22187	20.1	20.6	20.9	22.1	22.9	24.0	26.0	star	H	star	1.0
189.356232	62.31400	19.8	20.9	21.2	22.1	22.7	23.3	23.5	0.8400	H	0.74	1.0
189.162704	62.16851	20.4	21.5	21.6	22.1	22.8	23.1	23.4	0.6350	C00	0.60	1.0
189.218628	62.17667	21.7	21.9	22.0	22.1	22.4	23.0	23.1	0.3210	C00	0.43	0.89
189.239517	62.20310	19.8	20.9	21.2	22.1	23.0	23.9	24.1	0.5610	C00	0.66	1.0
189.095672	62.24207	21.4	21.7	21.8	22.1	22.5	23.2	23.8	0.1900	C00	0.23	0.96
189.264694	62.18397	20.4	21.3	21.5	22.1	23.1	24.1	25.3	0.5180	C00	0.40	1.0
189.253677	62.19153	19.9	20.3	20.7	22.1	22.9	24.0	25.6	star	H	star	1.0
188.950241	62.17641	19.9	21.2	21.4	22.1	23.1	23.9	25.0	0.6370	H	0.51	1.0
189.393921	62.28988	19.1	20.9	21.3	22.1	23.3	24.3	25.2	0.6410	H	0.62	1.0
189.266357	62.24489	21.2	21.8	21.9	22.1	22.7	23.2	23.4	0.4750	C00	0.50	1.0
189.232086	62.13995	21.5	22.0	21.9	22.1	22.4	22.8	23.2	0.2121	H	0.13	0.84
189.303345	62.21649	20.1	20.7	21.0	22.1	22.8	23.8	25.6	star	H	star	1.0
189.237106	62.33064	21.2	21.7	21.9	22.1	22.6	23.1	23.3	0.4739	H	0.48	1.0
189.302917	62.26194	20.8	21.6	21.8	22.1	22.8	23.3	23.6	0.5330	C00	0.58	1.0
189.084655	62.17614	21.7	22.0	22.2	22.1	22.4	23.0	23.0	0.3454	H	0.41	0.99
189.101669	62.14346	19.8	20.9	21.3	22.1	22.6	23.1	23.2	0.9530	H	1.00	1.0
189.153336	62.20374	19.5	20.8	21.1	22.1	22.8	23.5	23.8	0.8440	H	0.75	0.92
189.194443	62.14268	19.7	20.9	21.3	22.1	22.6	23.0	23.3	0.9712	H	1.03	1.0
189.151367	62.20796	20.6	21.5	21.7	22.1	23.0	23.6	24.1	0.4820	H	0.58	1.0
189.133133	62.30347	19.5	20.0	20.4	22.1	23.1	24.5	26.6	star	H	star	1.0

TABLE 2—*Continued*

R.A. (J2000.0) (1)	Decl. (J2000.0) (2)	HK' (3)	z' (4)	I (5)	R (6)	V (7)	B (8)	U (9)	z_{spec} (10)	source (11)	z_{phot} (12)	odds (13)
189.206940	62.18703	21.4	21.9	22.0	22.1	22.6	23.0	23.1	0.4750	C00	0.49	1.0
189.207153	62.22039	20.4	21.5	21.7	22.1	23.0	23.8	24.4	0.4750	H	0.59	1.0
189.354843	62.25077	21.4	21.9	22.0	22.2	22.7	23.2	23.3	0.4577	H	0.41	1.0
189.131866	62.26789	20.3	21.3	21.4	22.2	22.7	23.3	23.6	0.7840	H	0.66	1.0
189.337646	62.24622	20.9	21.7	21.9	22.2	22.9	23.5	23.9	0.5026	H	0.53	1.0
189.393890	62.23243	19.7	20.9	21.3	22.2	22.8	23.4	23.7	0.8397	H	0.74	0.95
189.038147	62.24124	21.6	22.0	22.0	22.2	22.5	22.9	23.5	0.0750	H	0.11	0.79
189.182556	62.19533	19.6	20.7	21.0	22.2	23.2	24.8	25.9	0.7640	H	0.66	1.0
189.300018	62.29093	21.1	21.8	21.8	22.2	22.8	23.0	23.2	0.6811	H	0.68	1.0
189.158340	62.27098	20.4	21.2	21.5	22.2	23.3	24.5	25.8	0.5310	C00	0.46	1.0
189.363754	62.15854	19.8	20.4	20.9	22.2	23.0	23.8	24.4	star	H	star	1.0
189.147903	62.30959	19.7	20.8	21.1	22.2	23.3	24.8	25.8	0.6811	H	0.64	1.0
189.195740	62.13976	20.1	21.1	21.4	22.2	23.2	24.1	24.9	0.6403	H	0.56	1.0
189.252335	62.20972	20.4	21.3	21.5	22.2	23.3	24.4	25.9	0.5620	H	0.46	1.0
189.254593	62.35276	19.3	20.5	20.9	22.2	23.3	24.7	25.9	0.8001	H	0.73	1.0
189.165482	62.16949	20.5	21.4	21.7	22.2	23.1	23.8	24.5	0.5100	H	0.61	1.0
189.443146	62.28841	21.2	21.8	21.9	22.2	22.9	23.3	23.6	0.5706	H	0.58	1.0
189.122025	62.27058	19.9	20.8	21.1	22.2	23.1	23.7	23.9	0.8479	H	0.71	1.0
189.009094	62.21070	20.4	21.3	21.5	22.2	23.2	23.8	24.2	0.6398	H	0.73	1.0
189.088516	62.27187	20.0	21.0	21.3	22.2	23.2	24.3	24.9	0.6823	H	0.60	1.0
189.185867	62.15718	20.6	21.7	21.9	22.2	23.0	23.5	23.8	0.5180	C00	0.50	1.0
189.033844	62.12222	21.6	22.0	22.1	22.2	22.5	23.1	23.5	0.2268	H	0.30	0.89
189.495010	62.24936	19.8	21.3	21.7	22.2	23.2	24.0	24.8	0.4550	H	0.52	1.0
189.442352	62.29196	20.3	21.5	21.8	22.2	22.9	23.7	24.4	0.4865	H	0.44	1.0
189.161438	62.28523	21.0	21.7	21.7	22.2	22.9	23.3	23.6	0.6820	H	0.55	1.0
189.199112	62.25367	21.0	21.8	21.9	22.2	23.0	23.5	23.7	0.5340	C00	0.57	1.0
188.973801	62.20156	19.3	19.9	20.4	22.2	23.3	24.7	29.1	star	H	star	1.0
189.307465	62.24024	20.1	21.4	21.6	22.2	23.2	24.1	25.0	0.4752	H	0.51	1.0
189.426727	62.30053	21.2	21.7	21.8	22.2	22.7	23.4	24.0	0.2765	H	0.26	0.99
189.318161	62.23149	21.6	21.9	22.0	22.2	22.9	23.5	23.7	0.4770	H	0.46	1.0
189.331970	62.17618	21.1	21.7	22.0	22.2	22.7	23.4	23.6	0.3811	H	0.45	1.0
189.185013	62.11598	21.6	22.0	22.1	22.2	22.5	22.8	23.4	0.1164	H	0.10	0.81
189.141708	62.18193	21.3	21.6	21.8	22.2	22.8	23.0	23.1	0.7620	C00	0.73	1.0
189.044052	62.22630	21.1	21.7	21.7	22.2	22.9	23.2	23.4	0.6870	H	0.69	1.0
189.333984	62.25526	19.6	20.2	20.7	22.2	23.2	24.4	26.3	star	H	star	1.0
189.208664	62.13386	20.7	21.7	21.9	22.2	23.2	23.7	24.2	0.5590	H	0.57	1.0
189.217148	62.24933	21.5	22.0	22.2	22.2	22.6	23.3	23.4	0.3577	H	0.44	1.0
189.151718	62.14859	20.4	21.4	21.7	22.3	23.4	24.5	26.3	0.5124	H	0.44	1.0
189.276764	62.22067	22.3	22.1	22.1	22.3	22.4	22.7	23.5	star	H	star	1.0
189.347397	62.22595	20.6	21.6	21.8	22.3	23.2	24.2	25.0	0.4800	C00	0.40	1.0
189.472992	62.28881	19.8	20.8	21.1	22.3	23.1	24.2	25.4	star	H	star	1.0
189.256454	62.19146	20.2	21.4	21.6	22.3	22.9	23.4	23.7	0.7780	H	0.68	1.0
189.117172	62.25202	21.1	21.7	21.9	22.3	23.0	23.7	24.1	0.4400	C00	0.57	1.0
189.324509	62.31556	21.5	21.9	22.1	22.3	22.1	22.2	22.9	2.2189	H	0.09	0.99
189.481384	62.26312	21.3	21.8	21.9	22.3	22.8	23.5	24.1	0.1888	H	0.30	0.99
189.398026	62.30154	19.6	21.0	21.3	22.3	23.0	23.7	24.0	0.8400	H	0.98	0.99
189.261810	62.18629	20.1	21.4	21.6	22.3	23.2	24.0	24.7	0.5600	C00	0.55	1.0
189.266266	62.16937	22.2	22.2	22.3	22.3	22.4	22.9	22.9	0.3220	H	0.02	1.0
189.269485	62.17468	21.2	21.8	22.1	22.3	22.8	23.5	23.7	0.4110	C00	0.43	1.0
189.298309	62.19076	21.4	22.0	22.1	22.3	22.8	23.5	23.8	0.4090	H	0.42	1.0
189.249649	62.24730	20.1	21.4	21.6	22.3	23.0	23.6	24.1	0.7610	H	0.60	1.0
189.284882	62.25416	21.0	21.5	21.7	22.3	22.7	23.0	23.1	0.8390	C00	0.84	1.0
189.328171	62.26803	21.1	21.8	22.0	22.3	23.1	23.7	24.0	0.5580	C00	0.56	1.0
189.201324	62.21393	19.9	20.4	20.8	22.3	23.2	24.4	26.8	star	H	star	1.0
189.249420	62.36833	21.3	21.6	21.7	22.3	22.8	23.0	23.1	0.8005	H	0.81	1.0
189.158340	62.15626	20.2	21.3	21.5	22.3	23.0	23.6	24.0	0.7670	C00	0.66	1.0
189.233612	62.24865	21.3	21.8	22.0	22.3	22.9	23.9	25.0	0.3210	C00	0.25	0.97
189.238022	62.37061	21.5	21.9	21.9	22.3	23.0	23.1	23.2	0.6800	H	0.70	1.0
189.267731	62.27366	20.9	21.8	22.0	22.3	23.0	23.7	24.2	0.4740	C00	0.51	1.0
189.193085	62.23473	20.0	21.0	21.4	22.3	22.8	23.6	24.1	0.9610	H	0.93	0.99
189.273849	62.21767	21.7	22.1	22.2	22.3	22.6	23.0	23.8	0.1068	H	0.07	0.83
189.166367	62.21399	20.2	21.2	21.4	22.3	22.9	23.6	24.0	0.8462	H	0.67	1.0
189.192429	62.19511	19.9	21.2	21.6	22.3	22.8	23.2	23.2	1.0110	H	1.02	1.0
189.179321	62.17518	21.5	22.0	22.0	22.3	23.0	23.4	23.6	0.5510	C00	0.55	1.0
189.427826	62.22338	19.6	20.2	20.7	22.3	23.1	24.3	25.3	star	H	star	1.0
189.193787	62.14847	19.6	20.2	20.7	22.3	23.3	24.5	26.7	star	H	star	1.0
188.953476	62.17511	20.5	20.9	21.1	22.3	23.2	24.5	26.4	star	H	star	1.0
189.219879	62.23187	21.5	21.9	22.3	22.3	22.5	22.5	22.6	1.3550	H	1.35	1.0
189.146271	62.15154	21.5	22.1	22.1	22.3	22.6	23.1	23.7	0.1999	H	0.22	0.99
188.934265	62.18073	...	21.6	21.8	22.3	23.3	24.0	24.5	0.4703	H	0.67	1.0

TABLE 2—*Continued*

R.A. (J2000.0) (1)	Decl. (J2000.0) (2)	HK' (3)	z' (4)	I (5)	R (6)	V (7)	B (8)	U (9)	z_{spec} (10)	source (11)	z_{phot} (12)	odds (13)
189.011383	62.15891	19.7	20.8	21.2	22.3	23.4	24.6	25.1	0.8393	H	0.71	1.0
189.343140	62.19603	21.7	22.1	22.2	22.4	22.9	23.3	23.4	0.5300	C00	0.54	1.0
189.265976	62.23161	21.3	21.8	22.0	22.4	22.8	22.9	22.9	0.7420	H	0.82	1.0
189.106003	62.25554	21.7	22.1	22.1	22.4	23.1	23.2	23.3	0.6418	H	0.64	1.0
189.276276	62.25512	21.4	21.7	21.9	22.4	22.6	22.7	22.8	0.8400	C00	1.05	1.0
189.319427	62.17850	21.4	21.8	22.0	22.4	22.8	22.9	22.9	0.8210	C00	0.84	1.0
189.072219	62.25832	20.3	21.3	21.5	22.4	23.0	23.7	23.9	0.8492	H	0.68	1.0
189.217560	62.36607	21.5	22.0	22.2	22.4	23.0	23.5	23.7	0.4591	H	0.47	1.0
189.293976	62.19473	20.4	21.5	21.7	22.4	23.0	23.4	23.6	0.7880	H	0.74	1.0
189.216110	62.19049	22.3	22.3	22.3	22.4	22.6	22.8	23.5	0.9190	C00	0.08	0.97
189.266739	62.25655	21.7	21.9	22.1	22.4	22.9	23.7	24.1	0.3760	C00	0.29	1.0
189.103729	62.24418	20.0	21.1	21.4	22.4	23.6	24.9	26.7	0.6420	C00	0.60	1.0
189.019714	62.13688	19.6	20.7	21.2	22.4	23.7	25.0	26.3	0.8419	H	0.85	1.0
189.234543	62.31486	21.6	22.0	22.1	22.4	22.7	23.5	24.1	0.2535	H	0.21	0.96
189.153168	62.19901	20.8	21.6	21.9	22.4	23.1	23.4	24.3	0.5550	H	0.53	1.0
189.073196	62.23404	21.6	21.9	22.0	22.4	22.8	22.8	22.8	0.8170	H	0.84	1.0
189.293259	62.22223	21.4	22.0	22.1	22.4	22.9	23.8	24.5	0.3200	H	0.30	0.99
189.232681	62.15717	21.8	22.1	22.3	22.4	22.9	23.4	23.6	0.4200	C00	0.37	1.0
189.442490	62.24466	20.2	21.6	21.8	22.4	23.3	23.8	24.4	0.6428	H	0.68	1.0
189.139435	62.28432	20.5	21.5	21.8	22.4	23.5	24.7	25.9	0.4555	H	0.49	1.0
189.177307	62.25525	21.5	22.1	22.2	22.4	23.1	23.6	23.7	0.5330	C00	0.60	1.0
189.212753	62.29221	22.2	22.0	22.1	22.4	22.8	23.4	23.7	0.3192	H	0.31	1.0
189.363922	62.22201	22.1	22.2	22.0	22.4	22.6	23.0	23.0	0.5132	H	0.54	1.0
189.307755	62.22653	20.9	21.7	21.8	22.4	23.0	23.3	23.5	0.7760	H	0.72	1.0
188.956879	62.22160	20.7	21.6	21.8	22.4	23.6	24.7	26.2	0.4971	H	0.44	1.0
189.113434	62.16733	21.6	21.8	21.9	22.4	22.8	23.0	23.1	0.8418	H	0.84	1.0
189.186218	62.17564	22.5	22.2	22.2	22.4	22.7	23.3	24.2	star	C00	star	1.0
189.389404	62.33123	21.7	22.1	22.3	22.4	23.0	23.5	23.6	0.4467	H	0.42	1.0
189.192993	62.27082	20.9	21.8	22.0	22.4	23.2	23.8	24.3	0.5040	C00	0.60	1.0
189.120575	62.10454	20.1	21.4	22.0	22.4	23.0	23.2	23.3	1.2643	H	1.10	0.99
189.267273	62.32343	20.9	21.5	21.7	22.4	22.7	22.9	23.0	1.0100	H	0.96	1.0
189.205719	62.21989	21.4	22.0	22.1	22.4	23.0	23.5	23.8	0.4760	H	0.49	1.0
189.140610	62.19912	21.5	22.1	22.3	22.5	23.1	23.6	23.8	0.4570	H	0.48	1.0
189.139954	62.22229	20.3	21.4	21.6	22.5	23.0	23.6	23.9	0.8430	H	0.70	1.0
189.284805	62.24841	21.7	22.2	22.2	22.5	23.1	23.4	23.6	0.5640	C00	0.60	1.0
189.206818	62.21609	20.8	21.8	22.1	22.5	23.2	23.8	24.2	0.4750	C00	0.52	1.0
189.455215	62.25123	21.9	22.4	22.5	22.5	22.8	23.3	23.3	0.2983	H	0.30	0.95
189.299164	62.17213	21.8	22.3	22.4	22.5	22.9	23.4	23.5	0.4140	C00	0.44	1.0
189.274124	62.25707	21.5	22.0	22.2	22.5	23.2	23.7	24.0	0.5030	C00	0.56	1.0
188.990097	62.17353	22.4	22.5	22.4	22.5	22.6	23.1	24.1	3.0677	H	star	1.0
189.344513	62.19920	21.0	21.9	22.1	22.5	23.1	23.6	23.9	0.4870	C00	0.53	1.0
189.154251	62.19997	20.9	21.7	21.9	22.5	23.1	23.4	23.6	0.7770	H	0.71	1.0
189.305466	62.18182	21.3	21.8	22.0	22.5	22.7	22.8	22.9	0.9360	C00	1.07	1.0
189.171860	62.30804	21.0	21.6	21.7	22.5	22.9	23.3	23.3	0.8477	H	0.87	1.0
189.240250	62.35742	20.8	21.8	22.0	22.5	23.4	23.9	24.5	0.5287	H	0.60	1.0
189.150391	62.31822	20.9	21.7	21.9	22.5	23.3	23.8	24.2	0.6808	H	0.70	1.0
189.088241	62.21857	21.5	22.0	22.2	22.5	23.3	24.1	24.7	0.4720	H	0.50	1.0
189.197556	62.27243	21.1	22.0	22.2	22.5	23.3	23.9	24.4	0.5020	C00	0.55	1.0
189.015152	62.14665	23.0	22.3	22.5	22.5	23.0	23.5	23.7	0.3417	H	0.42	0.99
189.241928	62.21688	22.6	22.3	22.4	22.5	22.7	23.3	23.4	0.3190	H	0.01	0.55
189.400070	62.29063	20.1	21.3	21.6	22.5	23.6	24.7	25.4	0.7090	H	0.61	1.0
189.241165	62.17033	20.9	21.9	22.0	22.5	23.4	24.4	25.9	0.4100	C00	0.32	1.0
189.248077	62.29964	21.1	21.7	21.9	22.5	22.8	23.0	23.0	0.9045	H	0.94	1.0
189.281204	62.36337	20.4	22.0	22.4	22.5	23.2	23.0	22.7	1.4510	H	1.60	1.0
189.403564	62.23800	19.9	21.2	21.5	22.5	23.6	25.0	26.2	0.6913	H	0.62	1.0
189.286026	62.25052	20.5	21.5	21.8	22.5	23.6	24.9	26.0	0.5689	H	0.53	1.0
189.342545	62.24706	20.5	21.5	21.8	22.5	23.1	23.6	23.9	0.7966	H	0.70	1.0
189.452576	62.22919	20.5	21.6	21.8	22.5	22.9	23.2	23.2	0.9375	H	0.99	1.0
189.209457	62.21281	20.2	21.3	21.5	22.5	23.5	24.7	25.5	0.6770	H	0.62	1.0
189.137299	62.15279	19.8	21.0	21.4	22.5	23.4	24.2	24.5	0.8460	H	0.83	1.0
189.283707	62.21309	21.4	22.1	22.2	22.5	23.2	23.4	23.6	0.6540	H	0.66	1.0
189.060363	62.12188	20.3	21.5	21.8	22.6	23.2	23.7	23.9	0.9696	H	0.87	1.0
189.307190	62.16660	22.0	22.2	22.3	22.6	23.2	23.7	23.8	0.5408	H	0.50	1.0
189.352203	62.26316	21.4	22.2	22.2	22.6	23.2	23.3	23.5	0.6912	H	0.70	1.0
189.114685	62.26151	21.3	22.1	22.3	22.6	23.3	23.8	24.1	0.4870	C00	0.54	1.0
189.166077	62.16726	22.4	22.4	22.3	22.6	22.3	22.8	23.2	0.1370	C00	0.12	1.0
189.175797	62.26271	19.8	21.2	21.6	22.6	23.3	24.2	24.7	0.8572	H	0.70	1.0
189.116180	62.24705	19.8	21.2	21.5	22.6	23.8	25.2	26.7	0.6800	C00	0.65	1.0
189.027618	62.16432	19.9	21.4	21.8	22.6	23.8	24.8	25.5	0.6379	H	0.56	1.0
189.343369	62.27023	20.6	21.1	21.4	22.6	23.4	24.6	26.6	star	C00	star	1.0

TABLE 2—*Continued*

R.A. (J2000.0) (1)	Decl. (J2000.0) (2)	HK' (3)	z' (4)	I (5)	R (6)	V (7)	B (8)	U (9)	z_{spec} (10)	source (11)	z_{phot} (12)	odds (13)
189.078689	62.27271	22.0	22.3	22.4	22.6	23.1	23.4	23.5	0.5020	H	0.57	1.0
189.073959	62.13872	21.7	22.3	22.3	22.6	22.9	23.2	23.2	0.5124	H	0.70	1.0
189.173691	62.29157	21.7	22.1	22.3	22.6	23.2	23.9	24.2	0.4857	H	0.51	1.0
188.993820	62.18950	22.4	22.3	22.3	22.6	23.2	23.6	23.8	0.5063	H	0.58	1.0
189.146118	62.10093	22.5	22.2	22.4	22.6	23.1	23.7	24.0	0.4107	H	0.43	1.0
189.112747	62.25271	19.6	20.8	21.2	22.6	23.7	25.4	26.1	0.7940	C00	0.76	1.0
189.200958	62.16749	22.0	22.2	22.2	22.6	23.2	23.5	23.5	0.6820	C00	0.69	1.0
189.319427	62.27904	20.8	22.2	22.3	22.6	23.2	23.5	23.7	0.5570	H	0.60	1.0
189.193832	62.19768	20.9	21.7	21.9	22.6	23.7	24.7	27.0	0.5040	H	0.42	1.0
189.432907	62.23249	21.6	22.3	22.4	22.6	23.0	23.8	24.2	0.5095	H	0.35	1.0
189.392868	62.21152	19.4	20.8	21.3	22.6	23.8	25.6	26.5	0.8498	H	0.85	1.0
189.126099	62.17073	22.4	22.2	22.3	22.6	23.2	23.7	24.0	0.4820	C00	0.46	1.0
189.025222	62.25893	22.2	22.3	22.4	22.6	23.2	23.7	23.8	0.4539	H	0.50	1.0
189.095047	62.16879	20.4	21.6	21.8	22.6	23.4	24.1	24.4	0.7480	H	0.80	1.0
189.206238	62.23531	20.8	21.7	21.9	22.6	23.3	23.7	24.0	0.7520	H	0.78	1.0
189.133255	62.29995	21.3	21.9	22.0	22.6	23.1	23.4	23.6	0.7834	H	0.75	1.0
189.551727	62.27589	21.6	22.2	22.4	22.6	23.2	23.7	23.9	0.4838	H	0.47	1.0
189.183838	62.24993	20.1	20.5	20.9	22.6	23.5	24.8	27.4	star	C00	star	1.0
189.189346	62.25653	22.0	22.4	22.3	22.6	23.1	23.2	23.2	0.6830	C00	0.62	1.0
189.256119	62.19332	21.2	22.1	22.2	22.6	23.3	23.8	24.1	0.5940	C00	0.60	1.0
189.249405	62.23499	22.2	22.5	22.5	22.6	23.0	23.2	23.4	0.5152	H	0.29	0.95
189.415741	62.22722	19.6	21.0	21.4	22.6	23.6	24.8	25.3	0.8389	H	0.74	1.0
189.414551	62.31327	22.0	22.4	22.6	22.6	22.9	23.6	23.7	0.3366	H	0.34	0.86
189.342468	62.17539	19.9	20.4	20.9	22.6	23.6	25.0	28.4	star	H	star	1.0
189.285400	62.15337	21.5	22.0	22.2	22.6	22.8	22.9	23.0	1.1526	H	1.15	0.98
189.164719	62.12351	21.1	21.6	21.9	22.6	23.0	23.4	23.4	0.9060	H	0.91	1.0
189.063827	62.13568	21.6	22.4	22.4	22.6	23.3	23.4	23.4	0.5085	H	0.66	1.0
189.282730	62.26834	19.9	21.3	21.6	22.6	23.3	23.9	24.2	0.9360	H	1.00	1.0
189.298355	62.17856	21.6	22.1	22.2	22.6	23.1	23.2	23.2	0.7780	C00	0.82	1.0
189.370758	62.26177	21.8	22.5	22.6	22.6	22.7	22.8	23.0	1.7700	H	1.84	0.99
188.973007	62.20902	21.2	21.7	21.8	22.6	23.1	23.5	23.6	0.8422	H	0.84	1.0
189.124985	62.23415	20.7	21.6	21.8	22.6	23.3	23.7	24.0	0.7930	H	0.84	1.0
189.226608	62.24297	21.7	22.2	22.2	22.6	23.2	23.6	23.7	0.5770	C00	0.71	1.0
189.361237	62.18951	21.8	22.3	22.5	22.6	23.1	23.7	23.8	0.4202	H	0.39	1.0
189.233078	62.13572	19.6	21.1	21.5	22.6	23.8	24.8	25.6	0.7920	H	0.73	1.0
189.167572	62.21205	20.2	20.7	21.1	22.6	23.6	24.8	27.8	star	H	star	1.0
189.219986	62.24832	23.1	22.2	22.3	22.6	22.9	23.2	23.6	0.0890	C00	0.30	1.0
189.284042	62.20434	21.4	22.2	22.3	22.6	23.4	23.6	23.8	0.5940	C00	0.62	1.0
189.257507	62.19561	22.0	22.4	22.5	22.6	22.9	23.3	24.1	0.7440	C00	0.21	0.94
189.338013	62.33889	22.9	22.8	22.7	22.6	23.2	23.6	24.0	0.2546	H	0.39	1.0
189.331131	62.22235	20.1	20.8	21.3	22.6	23.5	24.2	24.9	star	H	star	1.0
189.524521	62.27983	22.1	22.3	22.5	22.6	23.1	23.7	23.9	0.3906	H	0.37	1.0
189.254227	62.29166	20.0	21.2	21.5	22.7	23.7	25.4	27.3	0.7095	H	0.66	1.0
189.438110	62.22303	19.2	20.7	21.4	22.7	24.0	25.2	26.4	0.9710	H	0.93	1.0
189.534927	62.27136	21.5	22.0	22.2	22.7	23.0	23.1	23.0	0.8505	H	1.05	1.0
189.138077	62.25389	21.3	22.2	22.4	22.7	23.4	23.9	24.2	0.5210	C00	0.55	1.0
189.153641	62.12647	21.2	21.8	22.1	22.7	23.0	23.3	23.2	1.0034	H	0.91	1.0
189.078765	62.18633	22.0	22.4	22.5	22.7	23.4	23.7	23.8	0.5636	H	0.52	1.0
189.197357	62.27457	20.0	21.1	21.5	22.7	23.7	25.0	25.7	0.8730	C00	0.72	1.0
189.032943	62.15196	20.3	21.9	22.1	22.7	23.7	24.1	24.5	0.6375	H	0.71	1.0
189.127655	62.25948	21.9	22.4	22.4	22.7	23.3	23.8	23.9	0.5300	C00	0.55	1.0
189.242950	62.15654	21.6	22.2	22.4	22.7	23.4	23.8	24.0	0.5300	C00	0.54	1.0
189.376389	62.19147	21.7	22.5	22.5	22.7	23.1	23.4	23.5	0.4767	H	0.29	0.72
189.106567	62.26372	20.7	21.6	21.8	22.7	23.7	24.5	25.2	0.6379	H	0.57	1.0
189.401932	62.22763	22.1	22.5	22.6	22.7	23.2	23.7	23.8	0.5123	H	0.52	1.0
189.380127	62.16975	21.2	22.1	22.4	22.7	23.2	24.0	24.5	0.4090	H	0.44	1.0
189.211746	62.21563	22.6	22.5	22.6	22.7	23.0	23.5	23.6	0.3190	H	0.31	0.84
189.322876	62.18259	20.9	22.1	22.2	22.7	23.2	24.1	24.7	0.2759	H	0.29	0.90
188.980743	62.18858	22.1	22.2	22.2	22.7	23.1	23.2	23.2	0.7970	H	0.84	1.0
189.162415	62.20558	21.7	22.3	22.4	22.7	23.5	23.8	24.0	0.6080	H	0.61	1.0
189.087875	62.20236	20.5	21.6	22.0	22.7	23.5	24.0	24.6	0.7794	H	0.62	0.98
189.373932	62.21005	22.0	22.6	22.7	22.7	22.8	23.2	23.6	0.1590	H	0.08	0.55
189.323532	62.18735	19.6	20.9	21.5	22.7	23.9	25.4	26.6	0.9060	C00	0.86	1.0
189.338058	62.22885	21.6	22.1	22.2	22.7	22.8	22.9	22.8	1.0220	C00	0.97	1.0
189.275864	62.22587	20.9	21.9	22.1	22.7	23.4	23.8	24.0	0.7510	H	0.78	1.0
189.189224	62.22396	22.3	22.5	22.6	22.7	23.2	23.7	23.8	0.4399	H	0.47	1.0
189.362381	62.21362	21.1	22.0	22.2	22.7	23.8	24.7	26.0	0.4764	H	0.40	1.0
189.344055	62.23250	20.6	21.8	22.0	22.7	23.1	23.5	23.5	1.0220	C00	0.90	1.0
189.132751	62.29591	20.5	21.7	21.9	22.7	23.8	24.6	25.5	0.6800	H	0.57	1.0
189.131943	62.12075	21.6	22.3	22.4	22.7	23.4	23.8	24.0	0.5957	H	0.60	1.0

TABLE 2—*Continued*

R.A. (J2000.0) (1)	Decl. (J2000.0) (2)	HK' (3)	z' (4)	I (5)	R (6)	V (7)	B (8)	U (9)	z_{spec} (10)	source (11)	z_{phot} (12)	odds (13)
189.221725	62.18809	20.3	21.5	21.9	22.8	23.3	23.9	24.1	0.9350	H	1.00	1.0
189.266357	62.14498	22.2	22.4	22.4	22.8	23.3	23.3	23.3	0.7040	H	0.62	1.0
189.228394	62.14658	20.0	21.3	21.7	22.8	23.7	24.6	25.2	0.7907	H	0.73	1.0
189.315475	62.23806	21.3	22.1	22.2	22.8	23.3	23.7	23.9	0.7600	C00	0.75	1.0
189.330093	62.21013	20.9	22.2	22.4	22.8	23.3	24.0	24.4	0.4840	C00	0.45	1.0
189.053115	62.23243	22.6	22.4	22.4	22.8	23.2	24.0	24.6	0.2860	H	0.35	0.96
189.204453	62.27249	20.7	21.8	22.1	22.8	23.8	24.8	26.3	0.5010	D01	0.52	1.0
189.260101	62.15620	20.2	20.8	21.2	22.8	23.7	25.1	26.5	star	C00	star	1.0
189.111053	62.28130	22.0	22.2	22.4	22.8	23.6	24.0	24.2	0.5945	H	0.62	1.0
189.092453	62.21045	20.5	22.0	22.3	22.8	23.8	24.2	24.7	0.6300	H	0.68	1.0
189.231522	62.21274	21.1	21.9	22.0	22.8	23.3	23.8	23.9	0.7900	H	0.84	1.0
189.187134	62.27140	21.9	22.1	22.2	22.8	23.3	23.5	23.6	0.7480	C00	0.75	1.0
189.030136	62.26124	21.7	22.5	22.5	22.8	23.3	23.9	24.1	0.4330	H	0.49	1.0
189.335785	62.31053	22.3	22.7	22.7	22.8	23.0	23.6	23.9	0.2543	H	0.25	0.96
189.339096	62.18904	22.0	22.5	22.5	22.8	23.5	23.6	23.6	0.6560	C00	0.68	1.0
189.135315	62.25377	20.6	21.8	22.1	22.8	23.7	24.4	24.9	0.6840	C00	0.75	1.0
189.160263	62.22039	22.2	22.5	22.5	22.8	23.5	23.7	23.7	0.6350	C00	0.64	1.0
189.302902	62.26293	20.8	21.9	22.1	22.8	23.2	23.6	23.7	0.9370	C00	0.98	1.0
189.066009	62.15994	21.5	22.1	22.3	22.8	23.3	23.4	23.5	0.8420	H	0.81	1.0
189.322525	62.17973	21.6	22.4	22.5	22.8	23.0	23.3	23.5	0.2020	C00	0.48	0.32
189.286148	62.19130	22.0	22.3	22.5	22.8	23.0	23.0	23.0	0.9070	C00	0.95	1.0
189.177948	62.21863	20.7	21.9	22.2	22.8	23.7	24.4	24.9	0.4850	C00	0.74	1.0
189.340988	62.17668	20.0	21.4	21.8	22.8	23.5	24.0	24.2	0.9781	H	0.89	0.99
189.184952	62.19264	19.4	20.9	21.6	22.8	24.3	25.7	26.7	1.0110	H	0.97	1.0
189.258087	62.25299	21.2	21.9	22.1	22.8	23.2	23.4	23.4	0.9380	C00	0.94	1.0
189.241013	62.23840	21.4	21.7	21.9	22.8	23.5	24.4	25.3	star	C00	star	1.0
189.214447	62.29263	22.4	22.7	22.6	22.8	23.1	23.6	23.9	0.2123	H	0.22	0.95
189.104080	62.15342	22.6	22.8	22.4	22.8	23.2	23.3	23.3	0.5937	H	0.62	1.0
189.274277	62.22152	21.6	22.2	22.3	22.8	23.4	23.6	23.6	0.7530	C00	0.75	1.0
189.536560	62.30801	21.4	22.4	22.5	22.8	23.6	24.1	24.3	0.5710	H	0.60	1.0
189.379593	62.28751	20.7	21.7	22.1	22.8	23.3	23.7	23.7	1.0120	H	1.00	1.0
189.263824	62.27967	21.7	22.3	22.4	22.8	23.4	23.5	23.6	0.7440	C00	0.76	1.0
189.151199	62.22229	22.1	22.5	22.5	22.8	23.5	23.7	23.7	0.6800	H	0.69	1.0
189.093734	62.16698	21.9	22.3	22.4	22.9	23.4	23.6	23.7	0.7480	H	0.75	1.0
189.138245	62.09025	21.8	21.8	22.0	22.9	23.6	24.7	26.9	star	H	star	1.0
189.140244	62.16839	20.3	21.7	22.0	22.9	23.4	23.9	23.9	1.0160	H	1.02	1.0
189.282440	62.19393	22.3	22.6	22.6	22.9	23.4	23.6	23.7	0.5570	C00	0.60	1.0
189.051513	62.26900	21.9	22.2	22.3	22.9	23.4	23.7	23.7	0.7669	H	0.73	1.0
189.161911	62.21601	20.5	21.7	22.2	22.9	23.4	23.8	23.9	1.1430	H	1.19	0.96
189.302872	62.20644	22.2	22.4	22.6	22.9	23.6	24.1	24.2	0.5570	H	0.56	1.0
189.316772	62.22882	21.3	22.1	22.3	22.9	23.6	24.0	24.2	0.6800	H	0.72	1.0
188.982788	62.22585	21.7	22.2	22.5	22.9	23.2	23.2	23.3	1.2959	H	1.15	0.97
189.201996	62.26137	22.0	22.5	22.6	22.9	23.5	24.0	24.1	0.5060	C00	0.52	1.0
189.239563	62.28773	22.1	22.6	22.7	22.9	23.5	23.9	24.0	0.5128	H	0.54	1.0
189.304611	62.22614	21.6	22.2	22.3	22.9	23.3	23.5	23.6	0.8390	H	0.84	1.0
189.253815	62.17458	21.9	22.4	22.5	22.9	23.6	24.0	24.4	0.5620	H	0.56	1.0
189.109680	62.27349	21.7	22.5	22.5	22.9	23.7	24.0	24.1	0.6400	H	0.63	1.0
189.165649	62.26337	19.9	21.1	21.5	22.9	24.0	25.7	27.3	0.8480	H	0.83	1.0
189.155609	62.28004	20.2	21.2	21.7	22.9	23.9	25.1	26.0	0.9430	H	0.73	1.0
189.238388	62.20728	22.1	22.6	22.6	22.9	23.5	23.7	23.9	0.5610	H	0.60	1.0
189.308929	62.17910	22.0	22.3	22.6	22.9	23.2	23.3	23.3	0.8210	C00	0.88	0.98
189.231796	62.19327	22.1	22.5	22.5	22.9	23.4	23.6	23.8	0.5590	C00	0.58	1.0
189.158890	62.18790	21.4	22.1	22.2	22.9	23.2	23.4	23.4	1.0180	C00	0.94	1.0
189.284744	62.21470	21.9	22.0	22.2	22.9	23.3	23.7	23.8	0.8380	H	0.83	1.0
189.192612	62.25768	20.4	21.8	22.1	22.9	23.5	23.9	24.0	0.8510	C00	0.76	0.98
189.305511	62.23242	21.9	22.5	22.5	22.9	22.9	23.0	22.9	1.0140	H	1.16	1.0
189.244690	62.24410	22.2	22.6	22.7	22.9	23.5	24.0	24.1	0.5120	C00	0.60	1.0
189.431000	62.28637	22.4	22.6	22.7	22.9	23.4	24.0	24.1	0.4440	H	0.48	1.0
189.280273	62.20398	20.6	21.6	21.9	22.9	23.9	25.1	26.4	0.6550	H	0.61	1.0
189.258423	62.23043	22.5	22.7	22.7	22.9	23.4	23.8	23.8	0.5100	H	0.54	1.0
189.190475	62.13182	20.9	22.2	22.6	22.9	23.4	23.4	23.6	1.4330	H	1.22	0.96
189.212524	62.19294	20.8	21.3	21.6	22.9	23.7	25.1	27.4	star	C00	star	1.0
189.161682	62.26321	22.1	22.0	22.2	22.9	23.2	23.5	23.4	0.9040	C00	0.93	1.0
189.150864	62.28594	21.1	21.9	22.0	22.9	23.4	23.8	23.9	0.9450	D01	0.88	1.0
189.376297	62.22408	20.4	21.7	22.1	22.9	23.4	24.0	24.0	1.0220	H	1.00	1.0
189.102356	62.18659	20.4	21.5	21.9	22.9	23.9	25.0	25.6	0.7470	H	0.67	1.0
189.118607	62.14874	21.6	22.2	22.4	22.9	23.6	23.8	24.1	0.7185	H	0.73	1.0
189.195267	62.26137	21.0	21.8	22.1	22.9	23.5	24.0	24.1	0.9120	C00	0.88	1.0
189.292740	62.18310	22.0	22.6	22.7	22.9	23.6	24.1	24.4	0.4750	C00	0.51	1.0
189.243561	62.27704	21.3	22.3	22.5	22.9	23.8	24.5	25.0	0.2993	H	0.57	1.0

TABLE 2—*Continued*

R.A. (J2000.0)	Decl. (J2000.0)	HK'	z'	I	R	V	B	U	z_{spec}	source	z_{phot}	odds
(1)	(2)	(3)	(4)	(5)	(6)	(7)	(8)	(9)	(10)	(11)	(12)	(13)
189.282227	62.27119	20.0	21.4	21.9	23.0	23.7	24.4	24.7	0.9400	H	0.87	1.0
189.342102	62.20301	20.6	21.9	22.2	23.0	23.4	23.8	24.0	0.9280	C00	0.82	0.98
189.164627	62.13205	22.5	22.6	22.7	23.0	23.6	24.0	24.3	0.5178	H	0.52	1.0
189.071197	62.16990	20.3	21.6	22.1	23.0	23.9	24.1	24.4	0.8450	H	0.88	1.0
189.306396	62.37126	20.4	21.8	22.1	23.0	23.5	24.0	24.2	0.9746	H	1.00	1.0
189.327393	62.23001	22.0	22.7	22.8	23.0	23.5	24.0	24.1	0.4790	H	0.50	1.0
189.280182	62.19946	22.0	22.8	22.7	23.0	23.6	23.9	24.0	0.5930	H	0.62	1.0
189.218094	62.15895	22.6	22.9	22.8	23.0	23.2	23.6	23.9	0.2300	C00	0.21	0.91
189.230545	62.15362	21.9	22.5	22.8	23.0	23.6	24.2	24.6	0.4200	C00	0.44	1.0
189.342560	62.19009	21.5	22.2	22.4	23.0	23.5	23.7	23.8	0.7860	C00	0.82	1.0
189.250229	62.26838	21.8	22.1	22.3	23.0	23.3	23.5	23.5	1.0140	H	0.91	1.0
189.283447	62.24580	21.1	22.3	22.5	23.0	24.0	24.8	25.4	0.5700	C00	0.62	0.99
189.054336	62.22912	21.2	21.4	21.7	23.0	23.8	25.0	26.9	star	H	star	1.0
189.343445	62.20468	20.2	21.8	22.2	23.0	23.7	24.4	24.5	0.9630	H	0.89	1.0
189.271545	62.20304	21.9	22.7	22.9	23.0	23.4	24.0	24.2	0.3860	H	0.44	1.0
189.145508	62.14759	22.4	22.8	22.9	23.0	23.5	23.9	24.0	0.4590	H	0.49	0.98
189.161255	62.22761	20.9	22.1	22.5	23.0	23.6	24.2	24.4	0.3570	C00	0.76	0.90
189.160385	62.22759	20.9	22.1	22.5	23.0	23.6	24.2	24.4	1.0182	H	0.76	0.90
189.179825	62.21182	20.2	21.3	21.7	23.0	24.1	25.6	27.1	0.8490	C00	0.73	1.0
189.132477	62.30585	22.1	22.2	22.4	23.0	23.3	23.5	23.5	0.9437	H	0.91	1.0
189.080108	62.25363	21.2	22.1	22.3	23.0	23.5	23.8	24.0	0.7828	H	0.84	1.0
189.251724	62.27147	21.0	22.0	22.2	23.0	23.4	23.9	23.9	0.9145	H	0.92	1.0
189.179535	62.18581	21.9	22.8	22.8	23.0	23.4	24.2	25.0	3.2340	H	0.29	1.0
189.082672	62.20830	22.6	22.9	23.1	23.0	23.4	23.9	23.9	0.3974	H	0.38	1.0
189.276764	62.25609	21.9	22.6	22.7	23.0	23.7	24.2	24.5	0.5130	C00	0.56	1.0
189.147064	62.26328	22.8	22.8	22.9	23.0	23.3	24.1	24.2	0.3360	C00	0.24	0.94
189.259262	62.21210	22.8	22.8	22.8	23.0	23.2	23.6	24.2	0.1040	H	0.11	0.96
189.184525	62.25520	22.1	22.6	22.6	23.0	23.7	24.0	24.2	0.5700	C00	0.59	1.0
189.119827	62.17326	21.1	22.0	22.3	23.0	23.4	23.8	23.8	0.9360	C00	0.93	1.0
189.260681	62.24693	21.2	22.3	22.5	23.0	23.9	24.5	25.0	0.5580	C00	0.64	1.0
189.123856	62.22498	21.8	22.6	22.7	23.0	23.5	23.7	24.0	0.7460	H	0.66	0.99
189.218323	62.17231	22.5	22.7	22.8	23.0	23.6	24.4	24.6	0.4570	C00	0.44	1.0
189.005889	62.24306	21.6	22.3	22.4	23.0	24.0	24.8	25.7	0.5299	H	0.45	0.97
189.462051	62.26698	19.6	21.3	22.1	23.0	23.9	24.4	24.7	1.1700	H	1.13	1.0
189.208267	62.15997	22.0	22.8	22.8	23.0	23.3	24.0	24.3	0.2850	C00	0.26	0.93
189.087326	62.27202	21.4	22.2	22.3	23.0	23.4	23.6	23.7	0.9472	H	0.92	1.0
189.317886	62.24250	22.5	22.9	22.8	23.0	23.5	23.7	23.8	0.6350	C00	0.60	1.0
189.258301	62.16091	21.8	22.4	22.6	23.0	23.6	23.7	23.7	0.7500	C00	0.79	1.0
189.089447	62.15399	21.4	21.8	22.1	23.0	23.8	25.1	28.1	star	H	star	1.0
189.294144	62.22832	21.5	22.4	22.5	23.0	23.7	24.0	24.2	0.7450	H	0.71	1.0
189.076934	62.26719	22.3	22.4	22.6	23.0	23.5	23.6	23.7	0.7976	H	0.83	1.0
189.386719	62.19148	21.8	22.5	22.6	23.0	23.7	24.0	24.0	0.6983	H	0.73	1.0
189.245804	62.20256	20.2	21.6	22.0	23.0	23.8	24.6	25.0	0.8510	H	0.84	1.0
189.162430	62.15336	22.9	22.8	22.9	23.1	23.3	23.7	24.4	0.3420	C00	0.11	0.94
189.233154	62.19473	21.9	22.2	22.4	23.1	23.8	24.8	26.3	0.3120	C00	star	1.0
189.163223	62.11650	21.6	22.2	22.4	23.1	23.5	23.8	23.8	0.8465	H	0.88	1.0
189.124756	62.20679	22.5	22.7	22.8	23.1	23.5	23.8	23.8	0.4100	H	0.49	0.86
189.323898	62.19099	23.3	22.9	22.9	23.1	23.3	23.8	24.3	0.2130	C00	0.11	0.80
189.294922	62.24220	20.8	21.9	22.1	23.1	24.1	25.3	26.4	0.6784	H	0.59	1.0
189.143768	62.24169	22.2	22.6	22.8	23.1	23.9	24.4	24.8	0.5190	C00	0.54	1.0
189.276978	62.16267	20.2	20.8	21.4	23.1	24.0	25.4	27.1	star	C00	star	1.0
189.023925	62.16760	20.6	21.9	22.3	23.1	23.7	24.3	24.6	0.9361	H	0.91	1.0
189.200562	62.18404	21.3	22.4	22.6	23.1	24.0	24.4	24.9	0.6500	C00	0.62	1.0
189.197052	62.20864	23.0	22.8	23.0	23.1	23.5	24.1	24.2	0.4210	C00	0.31	0.96
189.239914	62.24393	22.5	22.8	22.9	23.1	23.4	24.1	24.5	0.2660	C00	0.24	0.95
189.100067	62.18617	21.6	22.3	22.5	23.1	23.7	24.1	24.4	0.7660	C00	0.74	1.0
189.387161	62.28712	28.9	22.9	22.8	23.1	23.7	23.7	23.6	0.6330	H	0.01	1.0
189.056228	62.18857	20.0	21.3	22.0	23.1	24.5	25.2	26.5	1.1402	H	0.91	1.0
189.383820	62.21298	19.8	21.5	22.1	23.1	24.0	24.6	25.0	1.0225	H	0.96	1.0
189.133530	62.17247	22.2	22.9	23.0	23.1	23.4	24.0	24.1	0.3160	C00	0.44	0.88
189.121338	62.19818	22.8	23.0	23.0	23.1	23.7	24.0	23.9	0.5300	C00	0.54	0.98
189.261719	62.27703	23.4	22.9	23.1	23.1	23.4	23.9	24.1	0.3780	C00	0.31	0.93
189.167938	62.22539	20.9	22.2	22.5	23.1	24.1	25.2	26.2	0.4830	H	0.54	1.0
189.081192	62.19983	21.6	22.3	22.5	23.1	23.5	23.6	23.6	0.9380	C00	0.92	1.0
189.162476	62.21262	21.5	22.5	22.7	23.1	24.0	24.7	25.3	0.4870	C00	0.59	1.0
189.170380	62.18196	21.7	22.4	22.5	23.1	23.4	23.7	23.7	0.8750	C00	0.92	1.0
189.225174	62.17963	22.8	22.9	22.9	23.1	23.6	23.8	23.7	0.5940	C00	0.60	1.0
189.159210	62.26815	19.8	21.2	21.7	23.1	24.4	25.8	27.1	0.8550	C00	0.87	1.0
189.204437	62.20599	21.9	22.4	22.5	23.1	23.4	23.6	23.6	0.9530	C00	0.94	1.0
189.228577	62.26601	21.3	22.3	22.5	23.1	24.2	25.1	26.1	1.1320	C00	0.46	1.0

TABLE 2—*Continued*

R.A. (J2000.0) (1)	Decl. (J2000.0) (2)	HK' (3)	z' (4)	I (5)	R (6)	V (7)	B (8)	U (9)	z_{spec} (10)	source (11)	z_{phot} (12)	odds (13)
189.135620	62.18717	21.4	22.3	22.5	23.1	24.3	25.4	29.1	0.5180	C00	0.43	1.0
189.305084	62.23473	22.1	22.7	22.9	23.1	23.8	24.6	25.1	0.4410	C00	0.47	1.0
189.248352	62.19824	21.3	22.3	22.5	23.1	23.4	23.6	23.5	1.0200	H	1.03	1.0
189.297821	62.18212	21.6	22.3	22.5	23.1	23.6	23.8	23.9	0.8550	C00	0.88	1.0
189.142807	62.24685	22.7	23.0	23.0	23.1	23.6	23.9	23.9	0.5070	C00	0.53	0.94
189.201370	62.25216	20.1	21.3	21.9	23.1	24.3	25.4	25.9	0.8900	C00	0.88	1.0
189.200516	62.25242	20.1	21.3	21.9	23.1	24.3	25.4	25.9	0.4260	C00	0.88	1.0
189.240784	62.24869	20.5	21.9	22.1	23.2	23.9	24.7	25.3	0.8500	H	0.70	1.0
189.208099	62.18307	21.9	22.6	22.6	23.2	23.8	24.1	24.4	0.6840	C00	0.69	1.0
189.204422	62.25352	22.2	22.7	22.9	23.2	23.7	24.3	24.6	0.4570	C00	0.46	1.0
189.297241	62.26254	22.9	22.9	22.9	23.2	23.7	23.8	23.8	0.6920	C00	0.68	1.0
189.274445	62.23990	20.2	21.7	22.2	23.2	23.8	24.2	24.5	0.9700	H	0.92	1.0
189.173584	62.14445	23.6	23.0	23.1	23.2	23.4	23.7	23.7	0.4495	H	1.47	0.91
189.084487	62.14572	19.8	21.3	22.0	23.2	24.6	25.4	26.0	1.0178	H	0.94	1.0
189.094055	62.21123	21.1	22.2	22.5	23.2	24.2	25.2	26.2	0.6325	H	0.54	1.0
189.077896	62.19849	21.0	22.2	22.5	23.2	24.0	24.4	24.6	0.7660	C00	0.81	1.0
189.282806	62.26736	21.9	22.8	22.9	23.2	23.8	24.2	24.4	0.5140	C00	0.58	1.0
189.120651	62.28414	22.0	22.4	22.5	23.2	23.6	23.9	23.9	0.8501	H	0.85	1.0
189.065063	62.16304	20.5	21.8	22.7	23.2	23.9	24.0	24.2	1.2630	H	1.10	1.0
189.073776	62.23549	21.1	22.4	22.6	23.2	23.7	23.8	24.0	0.8480	C00	0.84	1.0
189.141571	62.26804	21.7	22.6	22.7	23.2	23.6	23.7	23.8	0.8350	C00	0.86	1.0
189.080825	62.24141	21.5	22.4	22.5	23.2	23.7	24.0	24.2	0.7975	H	0.82	1.0
189.335297	62.32539	21.6	22.5	22.7	23.2	23.6	23.8	23.8	0.8361	H	0.86	1.0
189.378708	62.22451	21.1	22.2	22.4	23.2	23.6	24.0	24.1	0.8905	H	0.92	1.0
189.162201	62.18840	22.2	22.6	22.8	23.2	23.4	23.3	23.3	0.9340	C00	0.96	0.99
189.261429	62.23389	20.6	22.1	22.6	23.2	23.9	24.3	24.6	1.2463	H	1.07	0.92
189.162064	62.15110	20.2	21.5	21.9	23.2	24.3	25.8	26.7	0.8421	H	0.83	1.0
188.964966	62.18858	-24.6	23.0	23.0	23.2	23.8	24.2	24.3	0.5090	H	0.60	1.0
189.168839	62.16769	21.1	22.3	22.5	23.2	24.0	24.4	24.9	0.7490	C00	0.78	1.0
189.209381	62.27129	21.6	22.4	22.6	23.2	24.3	25.5	27.6	0.5030	C00	0.42	1.0
189.285553	62.33361	22.4	22.5	22.7	23.2	23.6	23.9	23.9	0.7889	H	0.84	1.0
189.402100	62.22562	20.3	21.7	22.1	23.2	24.0	24.7	25.1	0.8524	H	0.77	1.0
189.361984	62.19227	22.3	22.8	22.9	23.2	23.9	24.1	24.1	0.6777	H	0.70	1.0
189.176727	62.13948	21.8	22.2	22.5	23.2	23.5	23.9	23.9	0.9360	H	0.94	1.0
189.207062	62.25961	23.2	22.9	23.0	23.2	23.6	24.3	24.8	0.2540	C00	0.26	0.89
189.090362	62.27459	21.9	22.5	22.7	23.2	23.9	24.1	24.2	0.7466	H	0.75	1.0
189.111206	62.17224	22.6	23.2	23.2	23.2	23.4	23.9	24.1	0.2560	C00	0.07	0.42
189.216721	62.20278	22.7	23.0	23.1	23.2	23.8	24.3	24.5	0.4571	H	0.41	1.0
189.330307	62.19548	22.3	22.6	22.7	23.2	23.7	23.9	23.9	0.7840	H	0.82	1.0
189.007537	62.19077	20.2	21.4	22.0	23.2	24.5	26.1	26.3	0.9140	H	0.88	1.0
189.172211	62.19477	21.0	22.3	22.6	23.3	24.1	24.7	25.7	0.5850	C00	0.58	0.98
189.174149	62.16209	20.3	21.7	22.1	23.3	24.2	25.4	26.2	0.8450	C00	0.74	1.0
189.299927	62.28324	21.4	22.2	22.6	23.3	23.6	23.9	24.0	1.1420	C00	0.91	0.93
189.177032	62.26199	21.5	22.4	22.7	23.3	24.3	25.3	27.0	2.4500	C00	0.45	1.0
189.218475	62.27726	22.2	23.0	23.0	23.3	23.9	24.2	24.5	0.5150	C00	0.54	1.0
189.181808	62.20517	22.1	22.6	22.7	23.3	23.8	24.0	24.1	0.7480	H	0.77	1.0
189.225372	62.23187	21.6	22.4	22.5	23.3	23.7	24.0	24.1	0.8490	H	0.90	1.0
189.077972	62.24629	21.0	22.1	22.4	23.3	24.1	24.5	24.7	0.7799	H	0.87	1.0
189.271072	62.26313	23.0	22.9	22.9	23.3	23.9	24.4	24.7	0.5320	C00	0.55	1.0
189.027923	62.26415	21.8	23.1	23.1	23.3	23.2	23.3	23.8	2.4150	H	2.01	0.95
189.304077	62.17466	21.3	22.4	22.7	23.3	23.8	24.3	24.4	0.8580	C00	0.76	1.0
189.415665	62.22404	22.3	22.7	22.9	23.3	23.4	23.4	23.4	0.9318	H	0.95	0.96
189.042694	62.17208	23.1	23.0	23.0	23.3	23.9	24.1	24.2	0.5580	H	0.62	1.0
189.115097	62.23858	22.6	22.8	23.0	23.3	23.8	24.0	24.2	0.7510	C00	0.59	0.99
189.320114	62.30680	20.8	22.2	22.5	23.3	23.9	24.5	24.7	0.8390	H	0.74	0.95
189.172272	62.26334	23.4	22.8	22.9	23.3	23.8	24.5	25.0	0.4720	C00	0.47	0.99
189.136124	62.21101	22.8	23.1	23.2	23.3	23.7	24.1	24.3	0.4580	H	0.46	0.95
189.159943	62.26109	23.9	23.0	23.0	23.3	23.6	24.3	25.4	star	C00	0.23	0.99
189.195312	62.17236	23.8	23.1	23.1	23.3	23.5	23.9	24.5	0.1700	C00	0.11	0.89
189.319641	62.21959	21.5	22.3	22.5	23.3	23.6	23.9	24.0	0.8980	H	0.96	1.0
189.091507	62.23772	21.2	22.4	22.9	23.3	23.8	23.8	24.1	1.3810	H	1.31	1.0
189.166580	62.17489	20.5	21.7	22.1	23.3	24.0	24.7	25.1	0.9350	C00	0.80	1.0
189.384338	62.20058	23.2	23.0	23.1	23.3	23.8	24.4	24.8	0.3280	H	0.34	0.99
189.350418	62.32761	21.8	22.6	22.8	23.3	23.7	23.9	24.0	0.8044	H	0.87	1.0
189.222687	62.20962	22.2	22.9	22.9	23.3	24.0	24.4	24.8	0.5600	C00	0.56	1.0
189.224701	62.26871	22.4	22.6	22.8	23.3	23.6	23.8	23.8	0.8510	C00	0.90	1.0
189.103928	62.21461	21.8	22.6	22.9	23.3	24.3	24.7	25.3	0.6300	H	0.60	1.0
189.153549	62.22949	21.9	22.6	22.7	23.3	23.8	24.1	24.0	0.8460	C00	0.84	1.0
189.275085	62.21614	20.8	21.3	21.7	23.3	24.1	25.2	26.2	star	C00	star	1.0
189.124588	62.24481	21.4	22.4	22.5	23.3	24.0	24.5	24.8	0.7620	C00	0.80	1.0

TABLE 2—*Continued*

R.A. (J2000.0) (1)	Decl. (J2000.0) (2)	HK' (3)	z' (4)	I (5)	R (6)	V (7)	B (8)	U (9)	z_{spec} (10)	source (11)	z_{phot} (12)	odds (13)
189.089950	62.18970	22.8	23.1	23.1	23.3	24.0	24.1	24.2	0.6390	C00	0.66	1.0
188.980270	62.20350	23.0	23.1	23.2	23.3	23.6	24.2	24.3	0.3374	H	0.30	0.85
189.391068	62.20605	22.5	22.5	23.0	23.3	23.6	23.6	23.7	1.2186	H	1.20	0.99
189.326904	62.22471	21.6	22.7	22.9	23.3	24.1	24.8	25.2	0.4760	H	0.58	1.0
189.263962	62.29959	22.2	22.5	22.6	23.3	23.6	23.7	23.7	1.0170	H	0.96	1.0
189.225632	62.25428	22.6	22.7	22.8	23.3	23.6	23.7	23.7	0.8490	C00	1.00	1.0
189.155487	62.14201	20.9	22.0	22.4	23.3	23.9	24.1	24.2	0.9716	H	0.92	1.0
189.189224	62.19819	22.4	22.9	23.1	23.3	23.7	24.4	25.8	2.7990	C00	0.22	1.0
189.186813	62.20015	22.9	23.1	23.2	23.3	23.9	24.4	24.7	0.4570	C00	0.41	1.0
189.399384	62.22033	22.7	22.6	22.8	23.3	23.5	23.6	23.6	0.9334	H	1.00	1.0
189.098541	62.31037	20.3	21.7	22.3	23.3	24.2	25.0	25.3	1.0126	H	0.90	1.0
189.166748	62.20214	20.8	21.8	22.3	23.3	24.2	24.8	25.5	1.0150	H	0.73	1.0
189.231293	62.23160	22.2	22.6	22.9	23.3	23.6	23.7	23.7	1.1470	C00	0.93	1.0
189.215363	62.18123	23.2	23.2	23.2	23.3	23.8	24.0	24.1	0.5180	C00	0.29	0.46
189.201096	62.20395	21.8	22.5	22.7	23.4	23.7	24.0	23.9	0.9600	H	0.91	1.0
189.287994	62.19136	22.3	22.7	23.2	23.4	23.5	23.6	23.6	1.3408	H	1.35	0.84
189.134750	62.17803	21.0	22.2	22.6	23.4	23.8	24.3	24.4	1.0161	H	1.07	0.99
189.318634	62.27503	20.7	21.3	21.7	23.4	24.3	26.0	27.7	star	C00	star	1.0
189.284088	62.25069	21.4	22.4	22.7	23.4	24.4	25.4	26.3	0.5700	C00	0.53	1.0
189.185394	62.17174	22.2	22.8	23.0	23.4	24.2	24.7	25.0	0.5180	C00	0.58	1.0
189.304184	62.20271	23.1	23.1	23.1	23.4	24.0	24.4	24.5	0.5590	C00	0.60	1.0
189.101303	62.25712	21.1	22.3	22.5	23.4	24.4	25.2	26.1	0.6820	C00	0.57	1.0
189.185013	62.17703	22.1	22.6	22.8	23.4	23.7	23.9	23.9	0.8900	C00	0.88	1.0
189.152512	62.25690	22.8	22.5	23.1	23.4	23.7	23.7	23.6	0.7440	C00	1.15	0.97
189.396118	62.21627	21.9	22.8	23.1	23.4	23.6	23.6	23.6	1.4477	H	0.92	0.42
189.181351	62.25908	21.9	22.5	22.6	23.4	23.8	24.1	24.3	0.8470	C00	0.84	1.0
189.200684	62.25706	23.6	23.2	23.1	23.4	23.9	24.2	24.3	0.5350	C00	0.60	1.0
189.159561	62.19754	20.7	22.1	22.4	23.4	24.1	24.9	25.1	0.8410	H	1.00	0.98
189.070220	62.10403	...	21.5	22.3	23.4	24.6	25.0	25.7	1.1414	H	0.98	1.0
189.146103	62.24166	23.6	23.2	23.3	23.4	23.6	24.4	24.6	0.2970	C00	0.10	0.75
189.088653	62.18363	22.8	22.9	23.1	23.4	24.3	24.5	24.7	0.6350	C00	0.62	1.0
189.078933	62.14578	20.5	21.7	22.3	23.4	24.3	24.8	25.1	0.9430	H	0.88	1.0
189.280930	62.17112	20.8	21.4	21.8	23.4	24.2	25.4	26.6	star	C00	star	1.0
189.105591	62.20991	21.7	22.6	22.9	23.4	24.4	25.3	26.0	0.5180	H	0.45	0.98
189.295013	62.15874	23.0	23.1	23.1	23.4	23.9	24.0	24.0	0.6780	H	0.62	1.0
189.321716	62.25343	23.2	23.3	23.3	23.4	23.8	24.4	24.6	0.3370	C00	0.42	0.94
189.072082	62.23660	21.9	22.4	22.6	23.4	23.9	24.1	24.2	0.8463	H	0.89	1.0
189.214142	62.21690	22.8	23.4	23.3	23.4	23.6	23.8	24.5	0.0890	H	0.20	0.69
189.287415	62.20068	22.3	22.7	22.9	23.4	23.8	23.9	23.9	0.8550	H	0.88	1.0
189.284821	62.22251	22.6	22.8	23.0	23.4	23.8	23.9	24.0	0.7850	H	0.86	1.0
189.289642	62.24709	22.6	23.1	23.2	23.4	24.0	24.6	24.9	0.4200	C00	0.43	1.0
189.203033	62.12888	20.3	21.6	22.1	23.4	24.6	26.1	27.8	0.8193	H	0.85	1.0
189.218155	62.31948	25.7	23.4	23.6	23.4	23.8	24.4	24.3	0.3873	H	0.39	0.97
189.253159	62.18541	22.3	22.8	22.9	23.4	23.8	24.1	24.1	0.8010	C00	0.84	1.0
189.120789	62.22974	22.5	22.8	22.9	23.4	24.1	24.4	24.6	0.6910	H	0.69	1.0
189.203262	62.22191	22.2	22.9	23.0	23.4	24.0	24.1	24.2	0.7490	H	0.78	1.0
189.424118	62.21941	22.0	22.8	22.9	23.4	23.9	24.2	24.2	0.7996	H	0.80	1.0
189.263596	62.27649	21.5	22.6	22.9	23.4	24.0	25.0	27.2	3.2390	S03	0.27	1.0
189.319473	62.29268	20.7	22.2	22.6	23.4	24.1	24.8	25.1	1.1460	H	0.98	0.99
189.143890	62.21148	20.8	22.2	22.7	23.4	23.9	24.1	24.3	1.2190	H	1.06	0.98
189.163696	62.27307	20.6	21.8	22.2	23.4	24.5	25.8	27.2	0.8500	C00	0.72	1.0
189.206909	62.12731	22.1	22.7	23.1	23.4	23.8	23.8	24.0	1.6090	H	1.11	0.90
189.151199	62.25034	23.3	23.2	23.2	23.4	24.1	24.3	24.5	0.5590	C00	0.61	1.0
189.357468	62.28744	21.4	22.5	22.6	23.4	23.8	24.2	24.3	0.9148	H	0.94	1.0
189.408188	62.21219	22.8	22.8	23.0	23.4	23.6	23.7	23.6	0.9114	H	1.08	1.0
189.242035	62.19390	22.8	23.1	23.1	23.5	23.9	24.0	24.0	0.6810	C00	0.62	1.0
188.922012	62.19921	22.9	23.3	23.4	23.5	23.6	23.6	23.7	1.5367	H	1.50	0.97
189.218948	62.15557	20.4	21.6	22.2	23.5	24.7	26.2	26.7	0.9540	C00	0.86	1.0
188.950317	62.17769	21.5	23.0	23.1	23.5	23.8	23.8	23.9	0.8358	H	0.86	0.86
189.061309	62.24846	21.5	22.4	22.7	23.5	23.8	24.3	24.2	1.0210	H	0.96	1.0
189.209564	62.19101	22.5	22.6	22.8	23.5	23.7	23.9	23.9	0.9540	C00	0.91	1.0
189.217987	62.26043	20.3	21.6	22.2	23.5	24.8	26.0	27.5	0.9360	C00	0.89	1.0
189.217865	62.16610	21.6	22.6	22.8	23.5	24.2	24.7	25.3	0.7505	H	0.72	1.0
189.336884	62.22798	21.5	22.6	22.8	23.5	23.8	24.0	24.1	1.0200	C00	0.99	1.0
189.145264	62.27462	20.6	22.2	22.5	23.5	24.3	24.9	25.2	0.8470	H	0.76	0.91
189.299011	62.21690	22.9	23.3	23.3	23.5	23.8	24.1	24.1	0.4850	H	0.50	0.53
189.251785	62.27926	22.8	23.1	23.2	23.5	23.9	24.5	25.6	star	S03	0.28	0.97
189.317657	62.17196	22.3	22.6	22.8	23.5	23.8	24.0	23.9	0.9723	H	0.94	1.0
189.220886	62.25251	20.3	21.7	22.3	23.5	24.7	25.9	26.9	0.9420	C00	0.88	1.0
189.329681	62.21917	22.6	23.1	23.3	23.5	24.0	24.5	24.6	0.4230	C00	0.44	1.0

TABLE 2—*Continued*

R.A. (J2000.0) (1)	Decl. (J2000.0) (2)	HK' (3)	z' (4)	I (5)	R (6)	V (7)	B (8)	U (9)	z_{spec} (10)	source (11)	z_{phot} (12)	odds (13)
189.343094	62.19512	22.1	22.7	22.9	23.5	23.8	24.0	23.9	0.9771	H	0.96	1.0
189.189804	62.19094	22.1	23.1	23.3	23.5	23.8	23.8	23.9	1.5290	H	1.10	0.77
189.288483	62.20302	-25.3	23.2	23.3	23.5	24.1	24.6	24.8	0.4740	H	0.47	1.0
189.261169	62.22988	22.8	23.3	23.3	23.5	24.0	24.3	24.4	0.5100	H	0.53	0.99
189.235092	62.20267	23.2	23.2	23.4	23.5	23.8	24.5	24.7	0.3211	H	0.33	0.76
189.310333	62.25837	20.4	21.7	22.2	23.5	24.6	26.3	27.7	0.8570	C00	0.83	1.0
189.104874	62.23643	22.4	22.8	23.1	23.5	24.1	24.9	25.5	0.3182	H	0.44	0.99
189.216553	62.23367	22.2	23.0	23.1	23.5	24.2	24.8	25.1	0.5570	H	0.57	1.0
189.157516	62.19714	20.8	22.3	22.6	23.5	24.2	24.8	24.9	0.8380	C00	1.02	1.0
189.435532	62.22110	21.4	22.7	22.8	23.5	24.1	24.4	24.4	0.8002	H	0.84	1.0
189.186676	62.24881	22.1	22.7	22.8	23.5	23.9	24.2	24.4	0.8450	C00	0.86	1.0
189.219498	62.20557	23.0	23.2	23.3	23.5	23.9	24.6	24.8	0.4010	H	0.36	0.99
189.288528	62.33523	21.6	22.7	22.9	23.5	23.8	23.9	23.9	1.0108	H	0.98	1.0
189.334885	62.25664	20.1	21.6	22.3	23.5	24.9	26.2	27.0	0.9357	H	0.92	1.0
189.383072	62.26770	20.6	21.9	22.4	23.5	24.6	25.8	26.5	0.8490	H	0.73	1.0
189.240524	62.22099	22.0	22.8	23.0	23.5	23.8	24.1	24.2	0.9510	H	0.88	1.0
189.168884	62.30927	20.4	21.6	22.3	23.5	24.4	24.9	25.5	1.1440	H	0.91	1.0
189.370636	62.19106	20.5	21.8	22.3	23.5	24.8	25.9	26.6	0.9356	H	0.88	1.0
189.277496	62.25344	22.5	22.8	23.0	23.5	24.1	24.2	24.4	0.8400	C00	0.77	1.0
189.312881	62.22627	22.4	22.9	23.0	23.5	23.9	24.0	24.0	0.8980	C00	0.88	1.0
189.287079	62.18838	21.9	22.7	22.9	23.5	24.4	25.0	25.6	0.6390	H	0.69	1.0
189.332184	62.25880	22.9	23.1	23.2	23.5	23.7	24.1	24.6	0.8423	H	0.29	0.92
189.201294	62.23805	23.8	23.2	23.3	23.5	23.6	23.8	24.2	2.0050	C00	0.19	0.79
189.191483	62.18370	20.4	21.8	22.3	23.5	24.7	25.8	27.0	0.9360	C00	0.87	1.0
189.382751	62.31159	21.3	23.0	23.1	23.5	23.6	23.6	23.6	1.0855	H	1.70	1.0
189.257004	62.31368	26.5	23.7	23.5	23.5	23.9	24.1	24.3	0.2300	H	0.25	0.99
189.177322	62.18950	22.7	22.8	22.9	23.5	23.9	24.0	24.0	0.8450	C00	0.91	1.0
189.242050	62.27760	20.3	21.7	22.4	23.6	24.8	25.7	26.6	1.0150	H	0.92	1.0
189.236572	62.36563	24.3	23.3	23.3	23.6	24.3	24.4	24.5	0.5867	H	0.62	1.0
189.243729	62.14708	22.4	22.9	23.2	23.6	24.0	24.1	24.1	0.7910	H	0.83	1.0
189.396332	62.21869	20.7	22.3	22.7	23.6	24.8	26.0	26.9	0.6340	H	0.58	1.0
189.192215	62.21301	21.1	22.0	22.4	23.6	24.4	25.3	25.7	0.9010	H	0.71	1.0
189.297455	62.18957	21.8	22.7	22.9	23.6	24.1	24.7	25.0	0.7846	H	0.76	1.0
189.296448	62.21590	23.8	23.3	23.4	23.6	24.0	24.4	24.5	0.4845	H	0.48	0.90
189.295929	62.18014	22.6	23.3	23.4	23.6	24.0	24.5	24.8	0.4830	C00	0.47	0.99
189.321442	62.18967	21.0	22.3	22.6	23.6	24.6	25.8	27.2	0.6760	H	0.61	1.0
189.158676	62.15786	22.4	23.1	23.2	23.6	24.2	24.7	25.2	0.5130	C00	0.50	0.99
189.171356	62.22078	21.6	22.5	22.8	23.6	24.0	24.4	24.4	1.0170	C00	0.94	1.0
189.214111	62.23924	23.2	23.4	23.5	23.6	24.1	24.6	24.7	0.4390	C00	0.49	0.99
189.265457	62.18983	22.9	22.9	23.1	23.6	23.7	23.8	23.9	0.9130	H	0.95	0.98
189.329315	62.22097	23.0	22.9	23.1	23.6	23.8	23.8	23.7	1.0050	C00	1.07	1.0
189.312958	62.24199	22.6	22.9	23.1	23.6	24.0	24.2	24.3	0.8049	H	0.81	1.0
189.211838	62.21441	23.8	23.3	23.4	23.6	24.2	24.7	24.9	0.4850	C00	0.41	0.99
189.321426	62.23126	21.5	22.6	23.1	23.6	24.1	24.4	24.6	1.2210	H	1.21	0.97
189.339386	62.22958	20.9	22.3	22.7	23.6	24.1	24.5	24.5	1.0190	H	1.07	1.0
189.148315	62.08492	23.8	23.2	23.3	23.6	24.1	24.5	24.7	0.5183	H	0.57	0.99
189.452805	62.22035	20.7	21.9	22.3	23.6	24.5	25.9	26.0	0.9110	H	0.82	1.0
189.183929	62.18982	21.2	21.6	22.0	23.6	24.5	25.5	27.3	star	C00	star	1.0
189.106293	62.25307	21.8	22.8	23.0	23.6	24.5	25.0	25.7	0.6800	D01	0.69	1.0
189.193268	62.25816	20.7	22.0	22.4	23.6	24.6	26.2	26.4	0.8510	H	0.75	1.0
189.143143	62.22022	21.8	22.7	22.9	23.6	24.2	24.7	24.9	0.8450	H	0.80	1.0
189.231216	62.23419	22.4	23.0	23.2	23.6	24.4	25.2	25.7	0.5640	C00	0.55	0.99
189.275223	62.22798	22.9	23.5	23.6	23.6	23.9	24.2	25.0	1.3510	H	0.27	0.73
189.290131	62.18207	23.7	23.0	23.2	23.6	23.9	24.0	24.0	0.8580	C00	0.88	0.92
189.195892	62.12762	22.9	23.1	23.3	23.6	24.3	24.4	24.4	0.6426	H	0.72	1.0
189.063827	62.19304	20.8	22.1	22.6	23.6	24.5	24.9	25.1	1.0174	H	0.88	1.0
189.042053	62.21963	24.0	23.4	23.3	23.6	24.1	24.1	24.0	0.6860	H	0.62	1.0
189.123611	62.22371	22.4	23.1	23.2	23.6	24.0	24.1	24.0	0.7580	H	0.86	0.97
189.179993	62.19675	20.6	22.0	22.6	23.6	24.4	25.2	25.5	1.0090	H	0.90	1.0
188.952576	62.19825	22.4	22.9	22.9	23.6	23.8	24.0	24.0	1.0007	H	0.99	1.0
189.176758	62.27925	21.6	22.6	22.8	23.6	24.2	24.6	24.9	0.8352	H	0.86	1.0
189.163757	62.26460	22.1	23.0	23.1	23.6	24.4	25.1	25.6	0.5210	C00	0.61	1.0
189.293716	62.19532	21.3	22.6	22.9	23.6	24.2	24.7	24.8	0.8551	H	0.76	0.99
189.121063	62.23125	23.5	23.3	23.4	23.6	24.2	24.7	24.8	1.3980	H	0.49	1.0
189.291367	62.16900	20.4	21.0	21.6	23.6	24.5	25.6	28.2	star	C00	star	1.0
189.058151	62.22692	-24.0	23.3	23.5	23.6	24.0	24.5	24.6	0.4344	H	0.45	0.94
189.267624	62.21109	21.9	23.3	23.4	23.6	23.7	23.9	24.3	0.8610	C00	1.51	0.55
189.304749	62.22074	22.5	22.7	22.9	23.6	24.4	25.9	28.5	star	H	star	1.0
189.246078	62.28724	21.4	22.5	23.0	23.6	24.2	24.9	27.4	3.1300	S03	0.57	0.99
189.263443	62.14207	22.7	23.3	23.4	23.6	24.1	24.6	24.8	0.4753	H	0.52	0.97

TABLE 2—*Continued*

R.A. (J2000.0) (1)	Decl. (J2000.0) (2)	HK' (3)	z' (4)	I (5)	R (6)	V (7)	B (8)	U (9)	z_{spec} (10)	source (11)	z_{phot} (12)	odds (13)
189.209030	62.20481	20.9	22.1	22.5	23.7	24.5	25.4	25.7	0.9020	H	0.81	1.0
189.325226	62.21347	20.9	22.4	22.8	23.7	24.3	24.9	24.9	0.9120	H	1.00	1.0
189.372330	62.26021	22.4	23.0	23.1	23.7	24.0	24.1	24.1	0.8467	H	0.92	1.0
189.170914	62.25034	21.4	21.9	22.3	23.7	24.5	25.8	28.5	star	C00	star	1.0
189.084594	62.29165	21.0	22.4	22.7	23.7	24.3	25.1	25.7	0.8480	H	0.70	0.94
189.259094	62.27533	22.8	23.0	23.2	23.7	23.9	24.1	24.0	1.2505	H	1.08	0.97
189.345917	62.22755	21.8	22.9	23.1	23.7	23.9	24.0	24.0	1.0200	C00	1.01	1.0
189.126526	62.25075	20.9	21.4	21.9	23.7	24.6	26.0	28.3	star	C00	star	1.0
189.302765	62.23267	22.5	22.9	23.1	23.7	24.2	24.2	24.3	0.8500	C00	0.89	1.0
189.170197	62.20094	23.0	23.1	23.2	23.7	23.9	24.1	24.1	1.0100	C00	0.92	1.0
189.142120	62.17953	22.3	22.9	23.1	23.7	24.0	24.2	24.2	1.0110	C00	0.92	1.0
189.172623	62.19522	21.1	23.0	23.4	23.7	24.2	24.4	24.7	0.5480	C00	1.59	1.0
189.160721	62.25290	22.1	23.0	23.3	23.7	24.2	24.7	24.9	0.4620	C00	0.74	0.97
189.198715	62.18904	21.7	22.7	23.2	23.7	24.2	24.4	24.4	1.2234	H	1.27	0.97
189.046844	62.15095	20.9	22.5	23.0	23.7	24.4	24.6	24.5	1.1400	H	1.08	1.0
189.138382	62.21008	22.2	23.1	23.4	23.7	23.9	23.9	24.0	1.1400	H	1.25	0.80
189.202545	62.22461	22.3	22.8	23.0	23.7	24.1	24.3	24.4	0.9580	H	0.91	1.0
189.119644	62.23284	22.5	23.1	23.1	23.7	24.7	25.1	25.6	0.6390	H	0.65	1.0
189.229736	62.21993	22.3	23.1	23.4	23.7	24.0	24.5	24.8	0.3210	C00	1.21	0.74
189.133163	62.15382	22.5	22.9	23.1	23.7	24.0	24.1	24.1	0.9536	H	0.95	1.0
189.170654	62.22828	22.1	22.7	23.0	23.7	24.1	24.4	24.4	1.0158	H	0.93	1.0
189.476364	62.31144	22.2	23.4	23.6	23.7	24.3	24.8	25.0	0.4750	H	0.45	1.0
189.091690	62.25777	22.7	23.3	23.5	23.7	23.7	23.7	23.7	1.2409	H	1.17	0.98
189.157440	62.25650	24.5	23.3	23.5	23.7	24.0	24.1	24.0	1.2210	H	0.96	0.87
189.379013	62.21368	23.4	23.6	23.5	23.7	24.3	24.6	24.5	0.5284	H	0.58	0.98
189.223511	62.23833	23.0	23.4	23.5	23.7	24.3	24.9	25.3	0.5170	C00	0.45	0.99
188.992188	62.21578	-26.2	23.6	23.4	23.7	24.2	24.5	24.5	0.5139	H	0.62	1.0
189.135651	62.13338	21.9	23.0	23.2	23.8	23.9	23.8	23.3	1.9939	H	1.07	0.64
189.374390	62.27921	20.8	22.2	22.5	23.8	24.7	25.5	25.8	0.8610	H	0.78	1.0
189.188507	62.18580	23.7	23.7	23.5	23.8	24.1	24.5	24.4	0.5132	H	0.61	0.81
189.237198	62.21627	22.4	23.2	23.4	23.8	24.5	25.0	25.4	0.5200	C00	0.57	1.0
189.244354	62.20613	23.0	23.3	23.3	23.8	24.4	24.5	24.6	0.6816	H	0.69	1.0
189.210266	62.22125	21.4	22.7	23.0	23.8	24.4	24.9	25.1	0.8510	C00	0.90	1.0
189.201950	62.22139	22.1	23.1	23.3	23.8	24.7	25.5	26.4	0.4740	D01	0.59	0.93
189.153549	62.20930	23.6	23.4	23.6	23.8	24.2	24.7	24.9	0.4370	C00	0.36	0.97
189.238892	62.17401	21.3	22.5	22.8	23.8	24.5	25.0	25.3	0.8455	H	0.92	1.0
189.091934	62.25000	22.7	23.0	23.1	23.8	24.2	24.4	24.4	0.8490	D01	0.88	1.0
189.185242	62.19497	23.8	23.0	23.1	23.8	24.0	24.1	24.1	1.0200	C00	0.94	1.0
189.085845	62.19545	24.2	23.7	23.7	23.8	24.3	24.7	24.8	0.6297	H	0.49	0.81
189.242935	62.20403	23.0	23.1	23.2	23.8	23.9	23.9	24.0	1.0200	C00	1.04	1.0
189.188995	62.32368	21.7	22.8	23.2	23.8	24.1	24.3	24.3	1.1444	H	1.05	0.96
189.137589	62.26052	23.6	23.7	23.1	23.8	24.1	24.0	23.8	0.6820	H	0.66	0.95
189.110397	62.13172	22.3	23.2	23.7	23.8	24.0	24.0	24.0	1.3956	H	1.38	0.61
189.138535	62.23653	24.6	23.3	23.7	23.8	23.9	24.0	24.0	1.3440	C00	1.34	0.95
189.148285	62.24009	21.1	23.1	23.4	23.8	24.0	24.1	23.9	2.0050	H	1.79	1.0
189.239532	62.19320	22.7	23.1	23.2	23.8	24.0	24.1	24.1	1.0133	H	0.99	1.0
189.140778	62.20964	22.9	23.2	23.4	23.8	24.1	24.2	24.2	1.1430	H	0.90	0.93
189.331650	62.21571	21.7	22.5	22.9	23.8	24.4	25.0	25.4	0.9090	C00	0.92	1.0
189.179825	62.22996	22.1	23.0	23.5	23.8	24.1	24.3	24.5	1.2420	H	1.17	0.99
189.204239	62.26186	23.8	24.0	23.8	23.8	23.9	24.5	29.1	3.1360	S03	3.16	1.0
189.351379	62.21708	23.6	23.5	23.8	23.8	23.9	23.9	24.0	1.4880	H	1.50	0.94
189.207550	62.23757	22.4	23.3	23.5	23.8	24.0	24.1	24.4	1.9800	C00	1.07	0.87
189.240555	62.17810	21.6	22.2	22.5	23.8	24.5	25.1	25.3	0.9357	H	star	1.0
189.176712	62.21463	21.8	22.9	23.4	23.8	24.1	24.3	24.3	1.2370	C00	1.39	0.96
189.358978	62.18649	22.5	23.0	23.2	23.8	24.0	24.1	24.1	0.9377	H	0.99	1.0
189.260529	62.18500	22.9	23.4	23.4	23.8	23.9	23.9	23.9	1.0145	H	0.99	0.97
189.220261	62.23479	23.1	23.1	23.3	23.8	24.6	25.1	25.2	0.4980	H	0.68	1.0
189.031143	62.21576	21.8	22.8	23.0	23.8	24.3	24.6	24.6	0.9755	H	0.92	1.0
189.310806	62.17350	-26.0	23.5	23.7	23.8	24.2	24.9	25.3	0.4108	H	0.36	0.97
189.244049	62.28764	23.2	23.1	23.6	23.8	24.1	24.2	24.3	1.3604	H	1.12	0.88
189.495605	62.29051	23.0	23.6	23.6	23.8	24.5	24.6	24.5	0.6407	H	0.66	1.0
189.348831	62.35371	22.9	23.6	23.8	23.8	24.1	25.0	26.7	3.5240	H	3.13	0.98
189.237137	62.21722	20.9	22.4	23.1	23.8	24.4	24.6	24.8	0.4740	H	1.13	1.0
189.190689	62.24521	23.2	23.1	23.5	23.8	24.1	24.1	24.2	1.2243	H	0.91	0.88
189.205627	62.19872	23.0	23.3	23.3	23.8	23.9	23.8	23.7	0.9610	H	1.16	1.0
189.205215	62.19689	21.3	22.6	22.9	23.9	24.4	24.9	25.0	0.9610	H	1.05	0.99
189.447769	62.22339	22.2	23.1	23.4	23.9	24.3	24.5	24.6	0.8002	H	0.83	0.98
189.071533	62.23380	22.1	22.9	23.0	23.9	24.5	24.9	25.0	0.8157	H	0.84	1.0
189.108185	62.23661	23.2	23.4	23.6	23.9	24.5	24.8	25.1	0.5280	C00	0.60	1.0
189.082550	62.21539	22.7	23.4	23.7	23.9	24.6	24.8	25.2	0.6950	C00	0.50	0.99

TABLE 2—*Continued*

R.A. (J2000.0) (1)	Decl. (J2000.0) (2)	HK' (3)	z' (4)	I (5)	R (6)	V (7)	B (8)	U (9)	z_{spec} (10)	source (11)	z_{phot} (12)	odds (13)
189.247070	62.21560	21.7	21.9	22.4	23.9	24.8	26.2	27.0	star	H	star	1.0
189.161942	62.19138	23.3	23.7	23.7	23.9	24.3	24.8	24.8	0.4530	H	0.52	0.93
189.286514	62.21616	23.4	23.8	23.8	23.9	23.9	24.1	24.7	2.2690	C00	0.08	0.23
189.193863	62.23554	27.2	23.4	23.5	23.9	24.0	24.4	24.8	0.1300	C00	0.03	0.90
189.243973	62.26490	22.8	23.7	23.7	23.9	24.3	25.1	25.4	0.4567	H	0.36	0.97
189.301422	62.16052	22.6	23.3	23.5	23.9	24.5	24.9	25.2	0.4807	H	0.58	1.0
189.205994	62.22139	22.0	22.9	23.4	23.9	24.3	24.4	24.6	0.2710	H	1.25	0.98
188.983749	62.20544	20.4	22.1	22.7	23.9	24.8	25.7	25.8	0.9585	H	0.86	1.0
189.316360	62.20379	20.5	22.3	22.9	23.9	24.7	25.3	25.5	1.0193	H	1.02	1.0
189.146332	62.08895	22.5	23.1	23.3	23.9	24.2	24.3	24.4	0.9876	H	0.94	0.98
189.311539	62.27140	21.8	23.4	23.6	23.9	24.2	24.2	24.3	1.5223	H	1.67	0.98
189.322968	62.17909	23.7	23.4	23.7	23.9	24.0	24.2	24.2	1.3396	H	0.94	0.45
189.168823	62.23440	24.7	23.8	24.0	23.9	24.0	23.9	23.9	1.4830	C00	1.66	1.0
189.191879	62.31960	22.6	23.8	23.8	23.9	24.2	24.6	24.9	0.2996	H	2.41	0.58
189.233841	62.22501	22.7	23.1	23.6	23.9	24.2	24.3	24.5	1.2444	H	1.10	0.98
189.443054	62.29741	23.5	23.4	23.7	23.9	24.2	24.3	24.2	1.1830	H	1.73	0.71
189.415543	62.30287	-24.3	23.8	24.0	23.9	24.2	24.8	25.1	0.2715	H	0.26	0.46
189.250351	62.20712	23.2	23.8	23.9	23.9	24.1	24.2	24.8	2.0500	H	0.08	0.28
189.088516	62.18592	20.3	22.2	22.8	23.9	25.2	25.7	25.8	1.0140	C00	1.09	1.0
189.453033	62.25566	23.3	23.9	24.0	23.9	24.1	24.4	26.0	2.9820	H	2.95	0.95
189.216522	62.22570	22.1	22.9	23.1	23.9	24.3	24.7	24.9	0.9590	H	0.94	1.0
189.258728	62.25492	22.2	23.2	23.4	23.9	24.7	25.0	25.4	0.7440	C00	0.73	1.0
189.114624	62.17403	21.9	22.8	23.1	23.9	24.9	25.7	26.3	0.7620	H	0.61	0.92
189.225189	62.21275	22.0	22.3	22.7	24.0	24.7	25.7	27.1	star	C00	star	1.0
189.248032	62.20598	23.9	23.7	23.7	24.0	24.5	24.8	24.9	0.4700	H	0.60	0.99
189.184143	62.21129	24.1	23.2	23.3	24.0	24.3	24.4	24.3	0.8730	H	0.91	1.0
189.195343	62.19587	22.6	23.2	23.4	24.0	24.2	24.3	24.3	1.0600	C00	1.00	1.0
189.262177	62.24114	22.2	23.0	23.2	24.0	24.3	24.8	25.0	0.8980	C00	0.89	1.0
189.280960	62.23251	22.4	23.2	23.4	24.0	24.5	24.7	25.0	0.7870	H	0.76	1.0
189.208115	62.20717	23.0	23.4	23.6	24.0	24.2	24.3	24.5	1.2040	H	0.75	0.74
189.186035	62.20771	22.7	23.7	23.8	24.0	24.2	24.2	24.6	2.5000	H	1.46	0.70
189.122665	62.25370	22.7	23.3	23.6	24.0	24.5	25.3	32.8	3.6523	H	3.56	0.70
189.231842	62.21372	22.7	23.2	23.3	24.0	24.2	24.3	24.3	0.9500	C00	0.94	1.0
189.160477	62.23951	22.7	23.1	23.3	24.0	24.3	24.7	24.6	2.9900	C00	0.91	1.0
189.236343	62.21469	21.7	22.8	23.4	24.0	24.3	24.4	24.5	1.2310	H	1.27	0.98
189.231583	62.23341	23.1	23.8	23.7	24.0	24.5	24.8	24.8	0.5590	C00	0.59	1.0
189.249298	62.32625	21.1	22.6	23.3	24.0	24.6	25.0	25.6	1.1444	H	1.21	0.99
189.262115	62.23473	22.9	23.3	23.7	24.0	24.3	24.4	24.5	1.2435	H	1.09	0.88
189.160767	62.18662	21.4	22.8	23.1	24.0	24.6	25.1	25.3	0.9350	H	0.98	0.99
189.229156	62.22087	23.1	23.8	23.7	24.0	24.5	24.8	25.0	0.5110	H	0.57	0.99
189.199844	62.16158	23.1	23.6	23.5	24.0	24.7	25.0	25.1	5.1860	H	0.67	1.0
189.139191	62.25140	23.9	24.1	24.0	24.0	24.2	24.4	25.0	2.4340	S03	0.07	0.32
189.028015	62.20591	21.5	22.8	23.1	24.0	25.0	25.8	26.7	0.7473	H	0.62	1.0
189.153244	62.26807	21.5	22.5	22.9	24.0	24.9	25.9	26.6	0.8510	D01	0.71	1.0
189.237946	62.25322	22.1	23.2	23.3	24.0	24.5	24.6	24.8	0.8519	H	0.86	1.0
189.239395	62.24763	20.3	22.2	23.0	24.0	25.1	25.7	25.9	1.2534	H	1.18	1.0
189.314407	62.20338	20.5	22.3	22.9	24.0	25.2	26.3	27.5	1.0140	C00	0.96	1.0
189.171936	62.20081	23.5	23.9	23.9	24.1	24.4	25.1	27.2	3.2200	C00	0.24	0.73
189.121490	62.17957	20.5	22.4	22.9	24.1	24.9	25.7	26.1	1.0130	H	1.07	1.0
189.183746	62.21966	23.1	23.8	24.0	24.1	24.5	25.4	29.8	2.9290	C00	3.46	0.99
189.199127	62.20925	22.5	23.0	23.3	24.1	24.4	24.7	24.8	0.9580	H	0.91	1.0
189.184799	62.24815	21.8	23.3	23.7	24.1	24.4	24.5	24.7	1.4865	H	1.50	0.94
189.286957	62.20411	24.9	23.3	23.8	24.1	24.6	24.7	24.7	0.7880	C00	0.81	0.91
189.036666	62.24364	24.0	24.0	24.0	24.1	24.5	24.8	25.0	0.4720	H	0.45	0.84
189.213745	62.13162	25.1	23.5	23.7	24.1	24.2	24.2	24.1	0.9540	H	0.97	0.94
189.137802	62.15094	21.5	22.7	23.1	24.1	24.8	24.9	26.1	2.8980	S03	0.98	0.94
189.346603	62.26076	22.2	23.6	23.9	24.1	24.3	24.6	24.8	2.2400	H	1.42	0.82
189.125229	62.15673	21.6	22.4	22.9	24.1	24.9	25.4	26.1	0.9530	H	0.77	1.0
189.187943	62.28128	22.8	23.9	23.9	24.1	24.7	25.4	27.9	3.2290	S03	0.35	0.77
189.180435	62.22582	22.5	23.2	23.3	24.1	24.4	24.7	24.7	0.9050	H	0.94	1.0
189.320618	62.16732	23.2	24.0	24.0	24.1	24.4	25.3	-29.5	3.4510	S03	0.24	0.60
189.104111	62.22831	22.8	23.8	23.9	24.1	24.6	24.8	25.1	0.6540	C00	0.53	0.97
189.196533	62.22840	22.6	23.4	23.9	24.1	24.4	24.4	24.6	1.3140	H	1.29	0.99
189.159073	62.18142	25.7	23.7	23.8	24.1	24.6	24.7	24.7	0.7660	D01	0.78	0.95
189.160904	62.20949	24.4	23.9	24.0	24.1	24.5	25.1	25.8	0.9040	C00	0.27	0.86
189.254974	62.24198	24.3	23.6	23.9	24.2	24.4	24.4	24.4	0.8399	H	0.92	0.97
189.119949	62.21104	25.2	23.8	24.1	24.2	24.4	24.2	24.2	0.8800	C00	1.52	0.85
189.188812	62.19533	-24.2	24.0	23.8	24.2	24.6	24.8	25.0	0.5572	H	0.57	0.92
189.295197	62.18319	22.6	23.5	23.6	24.2	24.8	24.9	25.0	0.7470	C00	0.75	1.0
189.194016	62.20095	29.3	23.9	24.0	24.2	24.6	24.8	24.9	0.4540	C00	0.01	1.0

TABLE 2—*Continued*

R.A. (J2000.0) (1)	Decl. (J2000.0) (2)	HK' (3)	z' (4)	I (5)	R (6)	V (7)	B (8)	U (9)	z_{spec} (10)	source (11)	z_{phot} (12)	odds (13)
189.100296	62.25463	22.5	23.7	23.8	24.2	24.8	24.8	24.8	0.7960	D01	0.78	0.98
189.309219	62.27489	22.5	23.7	23.9	24.2	24.4	25.0	25.4	2.3450	S03	0.31	0.72
189.102737	62.23864	24.8	24.0	24.3	24.2	24.4	24.2	24.1	1.4500	H	1.58	0.97
189.269302	62.23788	23.3	23.5	23.6	24.2	24.3	24.5	24.4	1.0500	C00	1.05	1.0
189.229431	62.22984	23.2	24.4	24.3	24.2	24.3	24.5	25.1	2.2330	C00	2.05	0.73
189.256882	62.20728	24.4	23.7	23.8	24.2	24.4	24.4	24.6	0.9730	C00	0.96	0.96
189.032074	62.25097	21.7	23.5	23.7	24.2	24.5	24.6	25.0	1.6750	H	0.90	0.58
189.280579	62.27856	21.4	22.9	23.3	24.2	24.7	24.8	24.9	1.0170	H	1.04	0.98
189.220688	62.27843	23.2	24.1	24.1	24.2	25.0	25.3	25.5	0.5580	C00	0.60	0.99
189.198685	62.18154	22.6	24.2	24.2	24.3	24.5	25.1	26.3	2.9430	S03	0.18	0.42
189.336090	62.20472	23.4	24.0	24.0	24.3	24.8	25.3	25.5	0.4760	C00	0.52	0.96
189.279007	62.20233	23.4	24.0	23.8	24.3	24.7	24.8	24.9	0.6930	C00	0.69	0.99
189.306595	62.26783	21.4	23.0	23.4	24.3	25.0	25.4	25.8	4.9380	H	1.00	0.98
189.173798	62.24389	23.2	23.5	23.6	24.3	24.4	24.4	24.5	0.9400	D01	0.99	1.0
189.309982	62.20597	21.5	22.9	23.4	24.3	24.8	25.3	25.7	1.0840	C00	1.09	0.99
189.187836	62.21422	22.8	24.1	24.1	24.3	24.4	24.5	24.6	2.8010	C00	1.60	0.89
189.195847	62.15199	22.0	23.2	23.5	24.3	24.8	25.2	25.6	0.9050	C00	0.93	0.99
189.216019	62.25444	24.8	24.3	24.4	24.3	24.3	25.4	-28.0	3.3338	H	0.07	0.13
189.282257	62.17725	23.8	24.3	24.3	24.3	24.5	25.0	26.2	2.9310	S03	0.14	0.59
189.119019	62.16497	-24.0	23.8	24.0	24.3	24.4	24.4	24.4	1.2160	C00	1.73	0.74
189.168671	62.22316	22.9	24.0	24.0	24.3	24.8	25.3	25.7	0.4850	C00	0.50	0.98
189.308334	62.25676	21.9	22.9	23.2	24.3	25.2	26.8	27.6	0.7685	H	0.66	1.0
189.175156	62.22269	23.2	23.8	23.8	24.3	24.7	24.7	24.8	0.8460	C00	0.86	0.98
189.260956	62.20468	21.0	22.7	23.4	24.3	25.1	25.3	25.8	1.0730	C00	1.13	1.0
189.183609	62.23622	24.3	24.2	24.3	24.3	24.4	24.4	24.7	2.2670	C00	1.82	0.80
189.209579	62.33469	21.6	22.6	23.2	24.4	25.2	26.6	27.6	1.0118	H	0.86	1.0
189.198105	62.21473	23.4	23.9	24.0	24.4	25.0	25.2	25.4	0.6810	C00	0.64	0.99
189.153900	62.17898	23.4	24.3	24.3	24.4	24.6	25.2	26.2	3.2410	S03	0.20	0.85
189.220703	62.26279	-24.1	24.6	24.5	24.4	24.4	24.4	24.8	2.4260	C00	1.84	0.92
189.198837	62.21560	25.2	24.4	24.4	24.4	24.8	25.7	28.2	2.9310	C00	0.24	0.44
189.048324	62.21992	23.7	24.2	24.4	24.4	24.6	24.5	24.6	2.2433	H	1.57	0.88
189.327744	62.19195	22.7	23.9	24.1	24.4	25.1	25.9	26.2	0.5550	C00	0.50	0.99
189.301819	62.20368	24.3	24.3	24.1	24.4	25.1	25.5	25.7	0.4760	C00	0.55	0.98
189.335754	62.18503	23.9	23.8	24.0	24.4	25.7	28.1	-28.5	4.4210	C00	0.61	0.85
189.227982	62.22087	23.6	24.3	24.2	24.4	24.5	24.6	25.1	2.2320	C00	0.19	0.11
189.156769	62.17994	25.1	24.1	24.1	24.4	24.8	25.3	26.2	0.8800	D01	0.27	0.90
189.165955	62.26715	20.9	22.5	23.0	24.4	25.5	27.2	28.5	0.8430	D01	0.85	1.0
189.275803	62.25282	23.6	24.2	24.2	24.4	24.7	25.5	-29.0	3.2460	S03	0.25	0.71
189.076568	62.19427	23.0	24.2	24.5	24.4	24.8	25.2	26.1	2.3940	S03	0.28	0.76
189.241043	62.20287	22.7	23.5	23.7	24.4	24.8	25.1	25.2	0.9710	C00	0.92	1.0
189.268082	62.22653	20.7	22.4	23.2	24.4	25.7	27.1	32.5	0.5920	D01	0.94	0.91
189.143127	62.19809	22.9	23.8	24.0	24.5	24.6	24.7	24.7	0.9120	H	1.07	0.96
189.184021	62.24182	24.3	23.8	24.3	24.5	24.7	24.7	24.7	0.8629	H	0.92	0.74
189.035476	62.24676	22.8	23.9	24.2	24.5	24.7	24.7	24.8	1.4860	H	1.70	0.67
189.173859	62.21088	25.5	24.3	24.4	24.5	24.8	24.8	25.6	2.5910	C00	0.29	0.69
189.144531	62.21214	22.9	23.5	24.0	24.5	25.1	25.3	25.6	1.2251	H	0.85	0.79
189.268051	62.24627	21.8	24.1	24.3	24.5	24.5	24.4	24.1	2.2110	S03	1.84	1.0
189.160904	62.19966	24.2	24.7	24.6	24.5	24.6	24.7	25.3	3.9560	D01	0.07	0.19
189.222992	62.33858	21.7	23.1	23.6	24.6	25.3	25.7	26.1	1.0230	H	1.00	0.99
189.141602	62.13150	22.3	23.6	23.8	24.6	25.6	26.9	-30.3	0.9717	H	0.77	0.92
189.142365	62.21838	22.1	23.6	23.8	24.6	25.1	25.8	26.2	0.8470	C00	0.82	0.98
189.180298	62.21091	23.0	24.3	24.3	24.6	24.7	24.8	25.3	2.4420	D01	1.47	0.49
189.187424	62.21112	23.1	23.8	24.2	24.7	24.8	24.8	24.9	1.2250	C00	1.17	0.96
189.191177	62.23679	24.0	24.5	24.7	24.7	24.7	24.9	25.3	2.4270	C00	1.87	0.66
189.133377	62.20700	-24.4	24.0	24.4	24.7	25.0	24.9	25.4	0.3980	C00	1.17	0.43
189.317230	62.19192	21.2	22.8	23.5	24.7	26.2	27.1	28.1	1.0807	H	0.98	1.0
189.208771	62.23375	23.5	24.6	24.6	24.7	24.8	24.9	25.4	2.2370	C00	1.90	0.67
189.272842	62.22638	23.2	24.9	24.8	24.7	24.7	24.9	25.9	2.8300	S03	2.68	0.75
189.206146	62.24914	23.4	23.9	24.1	24.7	24.8	25.0	25.0	0.3410	C00	1.00	0.93
189.408066	62.21926	20.9	22.9	23.6	24.7	26.0	26.2	26.7	1.2383	H	1.22	0.99
189.236969	62.16730	20.1	21.1	22.1	24.7	26.0	27.1	-28.6	star	H	star	1.0
189.262527	62.17627	-26.6	24.9	24.6	24.8	24.8	24.9	25.5	2.4460	S03	2.07	0.68
189.253235	62.19355	22.7	23.3	23.6	24.8	25.4	26.3	27.0	star	C00	star	1.0
189.229813	62.21778	22.0	23.0	23.6	24.8	26.1	27.5	28.5	0.9520	H	0.86	1.0
189.169754	62.18037	22.1	23.6	24.0	24.8	25.6	26.4	26.4	1.0060	H	0.90	0.96
189.271637	62.33087	22.0	23.3	23.8	24.9	25.8	27.3	27.7	0.8360	H	0.87	0.99
189.251282	62.24237	23.5	24.6	24.5	24.9	24.8	24.8	24.7	0.4846	H	1.15	0.70
189.156754	62.24829	21.1	22.0	22.7	25.0	25.9	26.2	27.0	star	H	star	1.0
189.337631	62.25060	21.7	23.3	23.9	25.2	26.4	28.1	-28.8	4.7616	H	0.89	0.99
189.308624	62.31820	22.0	22.9	23.8	26.3	27.0	-29.8	-27.9	star	H	5.69	1.0

TABLE 3
HAWAII SPECTROSCOPIC REDSHIFTS WITH DISCREPANCIES

R.A. (J2000.0) (1)	Decl. (J2000.0) (2)	redshift (3)	Deimos (4)	LRIS (5)	KTRS (6)	C00 (7)	D01 (8)	comments (9)
189.087875	62.20236	0.7794	0.7794	0.8410	...	redshift based on OII, Ca H and K, H beta and OIII
189.121078	62.23117	1.3980	0.4572	1.3980	...	OII line at 8945Å
189.179794	62.18575	3.2340	3.2340	...	0.2980	0.2990	...	Break interpreted as Lyman continuum
189.191132	62.22386	0.3200	...	0.3200	0.3208	0.3210	0.8470	Neither this object or object to W ($z=0.4399$) have 0.847
189.206039	62.22972	0.0890	0.8520	0.0890	0.0893	0.0890	...	Not clear where 0.852 redshift arises from. No sign of doubling
189.216583	62.22564	1.0870	...	0.9590	...	1.0870	...	relatively poor spectrum
189.220337	62.23472	1.0142	...	0.4980	1.0142	0.4980	...	Hawaii redshift based on CaK and H beta in absorption is questionable
189.233917	62.22492	1.2420	...	1.2420	1.2444	0.2710	...	Hawaii redshift is poor but OIII doublet identification looks real