

# Evidence for a fundamental stellar upper mass limit from clustered star formation

C. Weidner <sup>\*</sup> and P. Kroupa <sup>†,‡</sup>

*Institut für Theoretische Physik und Astrophysik, Universität Kiel, 24098 Kiel, Germany*

Accepted 28.10.2003

## ABSTRACT

The observed masses of the most massive stars do not surpass about  $150 M_{\odot}$ . This may either be a fundamental upper mass limit which is defined by the physics of massive stars and/or their formation, or it may simply reflect the increasing sparsity of such very massive stars so that observing even higher-mass stars becomes unlikely in the Galaxy and the Magellanic Clouds. It is shown here that if the stellar initial mass function (IMF) is a power-law with a Salpeter exponent ( $\alpha = 2.35$ ) for massive stars then the richest very young cluster R136 seen in the Large Magellanic Cloud (LMC) should contain stars with masses larger than  $750 M_{\odot}$ . If, however, the IMF is formulated by consistently incorporating a fundamental upper mass limit then the observed upper mass limit is arrived at readily even if the IMF is invariant. An explicit turn-down or cutoff of the IMF near  $150 M_{\odot}$  is not required; our formulation of the problem contains this implicitly. We are therefore led to conclude that a fundamental maximum stellar mass near  $150 M_{\odot}$  exists, unless the true IMF has  $\alpha > 2.8$ .

**Key words:** stars: early-type – stars: formation – stars: luminosity function, mass function – galaxies: star clusters – galaxies: stellar content

## 1 INTRODUCTION

The question on the existence of a finite stellar upper mass limit has a long history of debate in the literature (Elmegreen 2000; Massey 1998, references therein). Observational evidence for such a limit is scarce because stars more massive than  $60 - 80 M_{\odot}$  are very rare. While stellar formation models lead to a mass limit near  $100 M_{\odot}$  imposed by feedback on a spherical accretion envelope (Kahn 1974; Wolfire & Cassinelli 1986, 1987), theoretical work on the formation of massive stars through disk-accretion with high accretion rates thereby allowing thermal radiation to escape pole-wards (e.g., Nakano 1989; Jijina & Adams 1996) call the existence of such a limit into question. Some massive stars may also form by coagulation of intermediate-mass proto-stars in very dense cores of emerging embedded clusters driven by core-contraction due to very rapid accretion of gas with low specific angular momentum, thus again avoiding the theoretical feedback-induced mass limit (Bonnell, Bate & Zinnecker 1998; Stahler, Palla & Ho 2000).

In his review, Massey (1998) points out that inferring the masses of very massive stars is difficult due to the fact

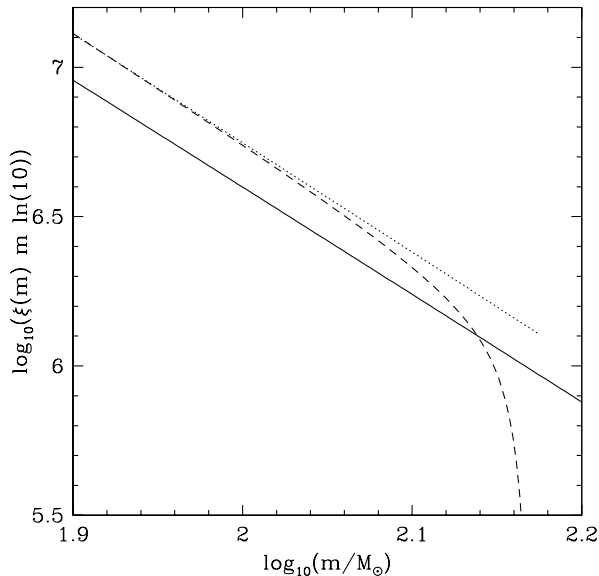
that stars heavier than  $100 M_{\odot}$  do not have their maximum luminosity in the optical bands and are therefore not easily discriminated on the basis of photometry from stars with somewhat lower masses. Using combined photometric and spectroscopic methods, Massey & Hunter (1998) find stars with masses ranging up to  $m = 140 M_{\odot}$  (or even  $155 M_{\odot}$  depending on the stellar models used) in the rich (about  $10^5$  stars) and very young (1-3 Myr) R136 cluster in the Large Magellanic Cloud, and that the IMF has a Salpeter exponent ( $\alpha = 2.35$ ) for  $3 \lesssim m/M_{\odot} \lesssim 100$ . Given this IMF, Massey (1998) emphasises that the observed most-massive-star-mass of around  $150 M_{\odot}$  is simply a result of the extreme rarity of even more massive stars, rather than reflecting a fundamental maximum stellar mass: the observed numbers of very massive stars are consistent with the numbers expected from sampling from the IMF and the number of stars in a cluster.

In order to re-address this last point, we take an approach similar to the route taken by Elmegreen (2000), but we rely on a different mathematical formulation. The idea is to quantify the expected mass of the most massive star,  $m_{\max}$ , as a function of the stellar mass,  $M_{\text{ecl}}$ , in an embedded cluster, and to show that very rich clusters would predict an  $m_{\max}$  which is significantly larger than the observed most massive star. Thus we adopt the observed IMF and demonstrate that the observed cutoff mass is significantly below the expected maximum stellar mass in rich clusters

\* E-mail: weidner@astrophysik.uni-kiel.de

† E-mail: pavel@astrophysik.uni-kiel.de

‡ Heisenberg Fellow



**Figure 1.** The “logarithmic” IMF ( $\xi_L(m) = \xi(m)m \ln 10$ ) over logarithmic stellar mass above  $80 M_\odot$  for three different cases. The solid line shows an unlimited Salpeter IMF, the dotted line a Salpeter IMF *truncated* at  $150 M_\odot$  and the dashed line a Salpeter IMF *limited* at  $150 M_\odot = m_{\max^*}$  in a way described further in § 2. All three cases are normalised to the same area over  $0.01 \leq m/M_\odot < \infty$ .

if there were no fundamental upper mass limit. The implication would thus be that there must exist a fundamental upper mass limit,  $m_{\max^*}$ , such that  $m_{\max} \leq m_{\max^*}$  for all  $M_{\text{ecl}}$ . With the use of simple equations concerning the IMF, and the realization that most if not all stars are born in stellar clusters (Lada & Lada 2003) with an universal IMF, we show that the solutions of these equations predict a very different high mass spectrum for a finite or infinite fundamental upper stellar mass,  $m_{\max^*}$ , in dependence of the associated cluster mass. The principles are shown in Fig. 1.

The next Section 2 introduces the equations and the analytical and numerical methods used to solve them, while the results are shown in § 3. The implications are discussed in § 4.

## 2 METHOD

For our calculations we use a 4-component power-law IMF,

$$\xi(m) = k \begin{cases} \left(\frac{m}{m_H}\right)^{-\alpha_0} & , m_{\text{low}} \leq m < m_H, \\ \left(\frac{m}{m_H}\right)^{-\alpha_1} & , m_H \leq m < m_0, \\ \left(\frac{m_0}{m_H}\right)^{-\alpha_1} \left(\frac{m}{m_0}\right)^{-\alpha_2} & , m_0 \leq m < m_1, \\ \left(\frac{m_0}{m_H}\right)^{-\alpha_1} \left(\frac{m_1}{m_0}\right)^{-\alpha_2} \left(\frac{m}{m_1}\right)^{-\alpha_3} & , m_1 \leq m < m_{\max}, \end{cases} \quad (1)$$

with exponents

$$\begin{aligned} \alpha_0 &= +0.30 & , & 0.01 \leq m/M_\odot < 0.08, \\ \alpha_1 &= +1.30 & , & 0.08 \leq m/M_\odot < 0.50, \\ \alpha_2 &= +2.30 & , & 0.50 \leq m/M_\odot < 1.00, \\ \alpha_3 &= +2.35 & , & 1.00 \leq m/M_\odot, \end{aligned} \quad (2)$$

where  $dN = \xi(m) dm$  is the number of stars in the mass interval  $m$  to  $m + dm$ . The exponents  $\alpha_i$  represent the Galactic-field (or standard) IMF (Kroupa 2001, 2002). The advantage of such a multi-part power-law description are the easy integrability and, more importantly, that *different parts of the IMF can be changed readily without affecting other parts*. For example, the stellar luminosity function for late-type stars poses significant constraints on the IMF below  $m \lesssim 1 M_\odot$  (Kroupa, Tout & Gilmore 1993; Reid, Gizis & Hawley 2002; Kroupa 2002) which therefore must remain unaffected when changing the IMF for massive stars. The observed IMF is today understood to be an invariant Salpeter power-law above a few  $M_\odot$ , being independent of the cluster density and metallicity for metallicities  $Z \gtrsim 0.002$  (Massey 1998).

The basic assumption underlying our approach is the notion that stars in every cluster follow this same universal IMF.

### 2.1 Number of stars

The Number of stars above a mass  $m$  is

$$N = \int_m^{m_{\max^*}} \xi(m) dm, \quad (3)$$

when the normalisation constant  $k$  (eq. 1) is given by the stellar mass of the cluster,

$$M_{\text{ecl}} = \int_{m_{\text{low}}}^{m_{\max}} m \cdot \xi(m) dm. \quad (4)$$

Here we use the cluster mass in stars prior to gas-blow-out and thus prior to any losses to the stellar population due to cluster expansion (Kroupa & Boily 2002).

In Fig. 2 it is shown that a significant number of stars with masses  $m > 150 M_\odot$  should be present in R136 (10 stars for  $M_{\text{R136}} = 5 \times 10^4 M_\odot$  and 40 stars for  $M_{\text{R136}} = 2.5 \times 10^5 M_\odot$ ) if no fundamental upper mass limit exists ( $m_{\max^*} = \infty$ ) and if the IMF is a Salpeter power-law above about  $1 M_\odot$ , whereas none are observed. This sets the problem for which we seek a solution by considering a finite  $m_{\max^*}$ .

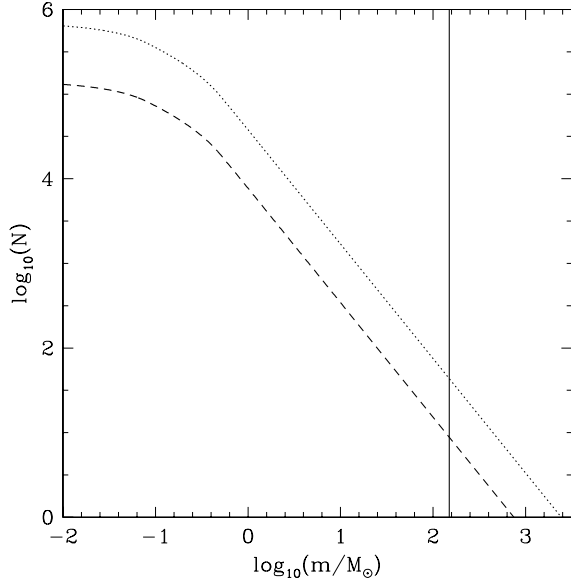
### 2.2 The limited case

First we examine the case where a finite upper mass limit for stars exists. Here two upper mass limits have to be differentiated: the fundamental maximum-mass a star can have under any circumstances,  $m_{\max^*}$ , and the ‘local’ upper mass limit  $m_{\max} \leq m_{\max^*}$  for stars in a cluster with a stellar mass  $M_{\text{ecl}}$ . The mass of the heaviest star in a cluster,  $m_{\max}$ , follows from stating that there is exactly one such star in the cluster,

$$1 = \int_{m_{\max}}^{m_{\max^*}} \xi(m) dm. \quad (5)$$

Note that Elmegreen (2000) uses  $m_{\max^*} = \infty$  in his formulation of the problem. After inserting eq. 2 the integral can be solved obtaining ( $\alpha_i \neq 1$ ):

$$1 = k \cdot \left( \left(\frac{m_H}{m_0}\right)^{\alpha_1} \left(\frac{m_0}{m_1}\right)^{\alpha_2} m_1^{\alpha_3} \right) \cdot \left( \frac{m_{\max^*}^{1-\alpha_3}}{1-\alpha_3} - \frac{m_{\max}^{1-\alpha_3}}{1-\alpha_3} \right), \quad (6)$$



**Figure 2.** Number of stars (logarithmic) above mass  $m$  for R136 with different mass estimates (dotted line:  $M_{\text{R136}} = 2.5 \times 10^5 M_{\odot}$ , dashed line:  $M_{\text{R136}} = 5 \times 10^4 M_{\odot}$ , Selman et al. 1999). The vertical solid line marks  $m = 150 M_{\odot}$ .

as long as  $m_{\text{max}} > m_1$ . For  $m_0 \leq m_{\text{max}} < m_1$  we would have

$$1 = k \cdot \left\{ \left( \left( \frac{m_{\text{H}}}{m_0} \right)^{\alpha_1} m_0^{\alpha_2} \right) \cdot \left( \frac{m_1^{1-\alpha_2}}{1-\alpha_2} - \frac{m_{\text{max}}^{1-\alpha_2}}{1-\alpha_2} \right) + \left( \left( \frac{m_{\text{H}}}{m_0} \right)^{\alpha_1} \left( \frac{m_0}{m_1} \right)^{\alpha_2} m_1^{\alpha_3} \right) \cdot \left( \frac{m_{\text{max}}^{1-\alpha_3}}{1-\alpha_3} - \frac{m_1^{1-\alpha_3}}{1-\alpha_3} \right) \right\}. \quad (7)$$

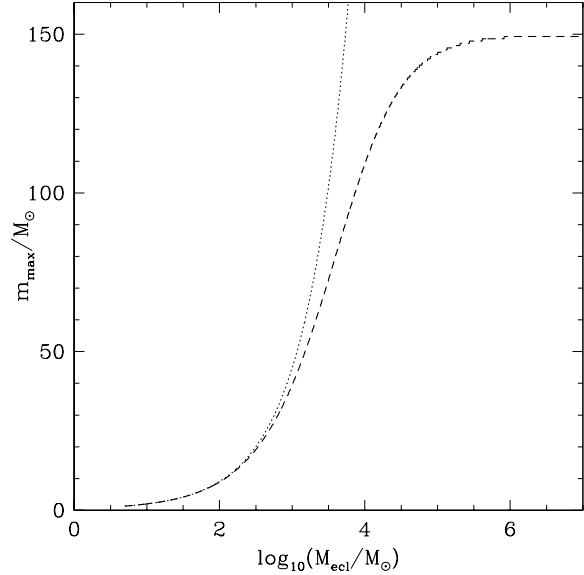
and so on. For the numerical results obtained in this work  $m_{\text{max}*} = 150 M_{\odot}$  is assumed.

In order to solve this equation with two unknowns,  $k$  and  $m_{\text{max}}$ , we need another equation. It is provided by the mass in embedded-cluster stars (eq. 4). With the use of  $\xi(m)$  (eq. 1), eq. 4 leads to ( $\alpha_i \neq 2$ ):

$$M_{\text{ecl}} = k \cdot \left\{ \frac{m_{\text{H}}^{\alpha_0}}{2-\alpha_0} \cdot (m_{\text{H}}^{2-\alpha_0} - m_{\text{low}}^{2-\alpha_0}) + \frac{m_{\text{H}}^{\alpha_1}}{2-\alpha_1} \cdot (m_0^{2-\alpha_1} - m_{\text{H}}^{2-\alpha_1}) + \frac{\left( \frac{m_{\text{H}}}{m_0} \right)^{\alpha_1} m_0^{\alpha_2}}{2-\alpha_2} \cdot (m_1^{2-\alpha_2} - m_0^{2-\alpha_2}) + \frac{\left( \frac{m_{\text{H}}}{m_0} \right)^{\alpha_1} \left( \frac{m_0}{m_1} \right)^{\alpha_2} m_1^{\alpha_3}}{2-\alpha_3} \cdot (m_{\text{max}}^{2-\alpha_3} - m_1^{2-\alpha_3}) \right\} \quad (8)$$

for  $m_{\text{max}} > m_1$  and with  $m_{\text{low}}$  set to  $0.01 M_{\odot}$  in what follows. For  $m_0 \leq m_{\text{max}} < m_1$  eq. 8 would be truncated at an earlier term, and so on.

Finally inserting eq. 6 after a short transformation into 8 gives  $M_{\text{ecl}}$  in dependence of  $m_{\text{max}}$ . This must now be solved for  $m_{\text{max}}$  in dependence of  $M_{\text{ecl}}$ . This is done by finding the roots of this result after subtracting  $M_{\text{ecl}}$ . Fig. 3 shows the solution for a power-law with  $\alpha_3 = 2.35$  and  $m_{\text{max}*} = 150 M_{\odot}$  as a dashed line.



**Figure 3.** Dependence of the stellar upper mass limit,  $m_{\text{max}}$ , on the cluster mass for a limited ( $m_{\text{max}*} = 150 M_{\odot}$ ; dashed line) and an unlimited ( $m_{\text{max}*} = \infty$ ; dotted line) fundamental upper stellar mass and  $\alpha_3 = 2.35$ .

### 2.3 The unlimited case

In the case of  $m_{\text{max}*} = \infty$  eqs 4 and 8 remain as they are while 5 and 6 change to

$$1 = \int_{m_{\text{max}}}^{\infty} \xi(m) dm \quad (9)$$

and (as long as  $m_{\text{max}} > m_1$  and  $\alpha_3 > 1$ )

$$1 = -k \cdot \left( \left( \frac{m_{\text{H}}}{m_0} \right)^{\alpha_1} \left( \frac{m_0}{m_1} \right)^{\alpha_2} m_1^{\alpha_3} \right) \cdot \left( \frac{m_{\text{max}}^{1-\alpha_3}}{1-\alpha_3} \right), \quad (10)$$

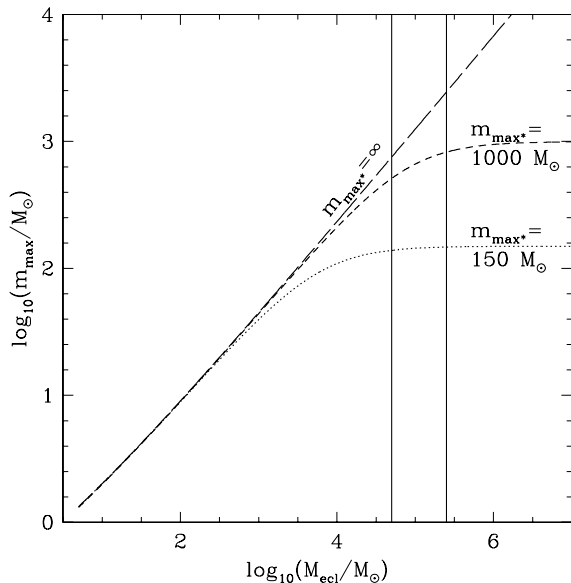
respectively. As only the normalisation factor  $k$  deduced from 10 changes, eq. 8 stays the same, and inserting 10 into 8 gives  $M_{\text{ecl}}$  in dependence of  $m_{\text{max}}$  for the unlimited case.

Fig. 3 shows that the solution for unlimited stellar masses (dotted line) has a much faster rise than the limited case. If there were no fundamental upper mass limit for stars then a Salpeter IMF would predict stars with much larger masses ( $m_{\text{max}} > 200 M_{\odot}$ ) for clusters with  $M_{\text{ecl}} > 10^{4.5} M_{\odot}$  than are observed to be present. This is also found to be the case by Elmegreen (2000).

## 3 RESULTS

The results of solving  $m_{\text{max}}(M_{\text{ecl}})$  for a grid of cluster masses ranging from  $M_{\text{ecl}} = 5 M_{\odot}$  (Taurus–Auriga-like stellar groups) to  $10^7 M_{\odot}$  (very massive stellar super clusters) are plotted in Figs 4 and 5.

Fig. 4 shows the variation of the maximum possible mass for a star,  $m_{\text{max}}$ , in dependence of the cluster mass,  $M_{\text{ecl}}$ . In the unlimited case (long-dashed line) a linear relation (in double logarithmic units) is seen.



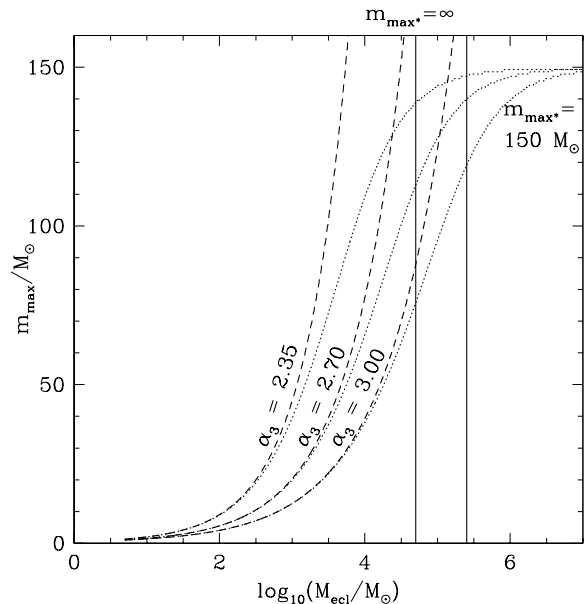
**Figure 4.** Double logarithmic plot of the maximal stellar mass versus cluster mass. Shown are three cases: finite total upper mass limit of  $m_{\max*} = 150 M_{\odot}$  (dotted line),  $m_{\max*} = 1000 M_{\odot}$  (short-dashed) and no limit,  $m_{\max*} = \infty$  (long-dashed). The vertical lines mark the empirical mass interval for R136 in the LMC.

Two vertical lines indicate the observational mass interval for R136 in the Large Magellanic Cloud (Selman et al. 1999). Without a fundamental upper mass limit R136, for which Massey & Hunter (1998) measure a Salpeter power-law IMF for  $m > \text{few } M_{\odot}$ , should have stars with  $m > 750 M_{\odot}$ , whereas no stars with  $m > 150 M_{\odot}$  are seen. Similar values are found from statistical sampling of the IMF (Elmegreen 2000). For  $m_{\max*} = 150 M_{\odot}$  (dotted line), on the other hand, the cluster has an upper limit of  $140 - 150 M_{\odot}$ , in agreement with the observational limit.

The influence of the high-mass exponent  $\alpha_3$  on the  $m_{\max}(M_{\text{ecl}})$  relation is shown in Fig. 5. Plotted are graphs for limited ( $150 M_{\odot}$ ) and unlimited cases, each for  $\alpha_3 = 2.35$  (Salpeter), 2.70 and 3.00. *Exponents  $\alpha_3 > 2.8$  lead to a  $m_{\max}(M_{\text{ecl}})$  relation which allows upper masses in R136 of around  $150 M_{\odot}$  even for the unlimited case ( $m_{\max*} = \infty$ ).* Fig. 6 shows that in the case of R136 and for  $\alpha_3 > 2.8$  no distinction can be made between  $m_{\max*} = 150 M_{\odot}$  and  $\infty$  given the uncertainty in  $M_{\text{ecl}}$ .

Because massive stars are very rare the IMF exponent is often based on limited statistics and usually only for stars with  $m \lesssim 40 M_{\odot}$ . We therefore also consider now the possibility that the IMF slope is Salpeter to a certain limit (e.g.  $40 M_{\odot}$ ) but then turns down sharply. For this purpose we set  $m_1 = m_{\text{border}}$  in eq. 1 with  $\alpha_2 = 2.35$  ( $0.5 M_{\odot} - m_{\text{border}}$ ) and find that  $\alpha_{m > m_{\text{border}}} = \alpha_3$  such that eq. 9 is fulfilled for  $m_{\max} = 150 M_{\odot}$ . The result is plotted in Fig. 7.

From Fig. 7 it is evident that in order to reproduce the observed limit of about  $150 M_{\odot}$  for R136 from a formally unlimited mass-scale and a down-turn mass ( $m_{\text{border}}$ ) of, say,  $40 M_{\odot}$  the exponent has to change to  $\alpha_{m > m_{\text{border}}} = 3.6$  (for  $M_{\text{R136}} = 5 \times 10^4 M_{\odot}$ ) or 4.5 ( $M_{\text{R136}} = 2.5 \times 10^5 M_{\odot}$ ).



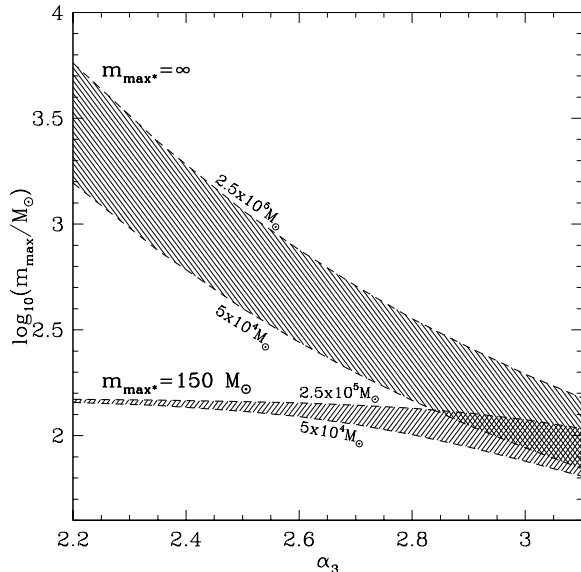
**Figure 5.** Maximal stellar mass versus cluster mass (logarithmic). Results are shown for different exponents ( $\alpha_3$ ) above  $1 M_{\odot}$  and for the limited ( $m_{\max*} = 150 M_{\odot}$ ) and unlimited case. The vertical lines mark the empirical mass interval for R136 in the LMC.

Such a down-turn near  $40 M_{\odot}$  is not seen in those populations that do contain more-massive stars (e.g. R136 contains about 40 O3 stars, Massey & Hunter 1998), and we therefore consider  $m_{\max*} \approx 150 M_{\odot}$  as being the more realistic possibility. Note though that the existence of  $m_{\max*}$  leads to a sharp decline of the IMF near  $120 M_{\odot}$  which leads to a similar effect as an increase of  $\alpha_{m > m_{\text{border}}}$  near this mass (Fig. 1). However, our formulation needs one additional parameter ( $m_{\max*}$ ) to implicitly account for this turn-down of the IMF, while modelling an explicit turn-down would need two additional parameters ( $m_{\text{border}}$  and  $\alpha_{m > m_{\text{border}}}$ ).

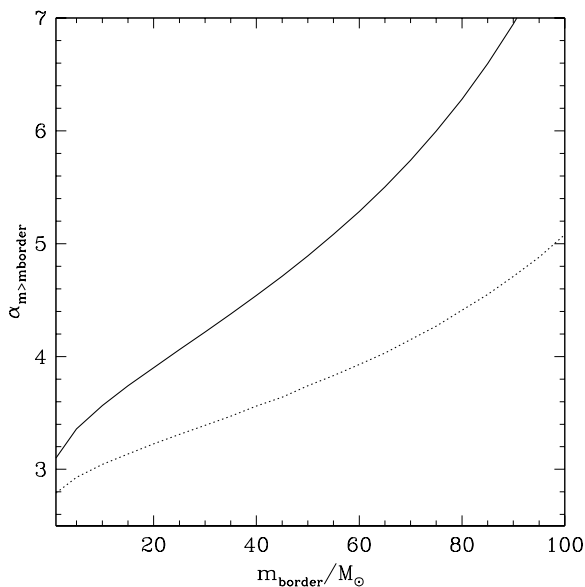
For massive stars the multiplicity proportion is typically very high with most O stars having more than one companion (e.g. Zinnecker 2003; Kroupa 2003) possibly implying the true underlying binary-corrected IMF to have  $\alpha_3 \gtrsim 2.7$  (Sagar & Richtler 1991, Weidner & Kroupa, in preparation). If this is the case then  $m_{\max*}$  cannot be constrained given the available stellar samples because the Local Group does not contain sufficiently massive, young clusters.

## 4 DISCUSSION AND CONCLUSIONS

With a rather simple formalism based on the current knowledge of the IMF we have shown that the mere existence of a fundamental upper mass limit implies the highest mass a star can have in a massive cluster to be different to the case without such a limit. For low-mass clusters ( $M_{\text{ecl}} < 10^3 M_{\odot}$ ) the differences of the solutions are negligible (Fig. 4), but in the regime of the so-called 'stellar super-clusters' ( $M_{\text{ecl}} > 10^4 M_{\odot}$ ) they become very large.



**Figure 6.** The mass limits ( $m_{\max}$ ) in dependence of the IMF exponent  $\alpha_3$  (above  $1 M_{\odot}$ ) in the limited case ( $m_{\max*} = 150 M_{\odot}$ ) and the unlimited case ( $m_{\max*} = \infty$ ) for the two mass limits of R136 shown in Figs. 4 and 5.



**Figure 7.** The power-law exponent  $\alpha$  needed to produce a high-mass limit of  $150 M_{\odot}$  for R 136 (solid line:  $M_{R136} = 2.5 \times 10^5 M_{\odot}$  and dotted line:  $M_{R136} = 5 \times 10^4 M_{\odot}$ ) when the IMF is Salpeter up to a certain mass limit  $m_{\text{border}}$ .

Without such a limit, clusters like R136 in the LMC would have stars with  $m > 750 M_{\odot}$ .

Elmegreen (2000) presents a random sampling model for star formation from the IMF which is similar to our model. However, Elmegreen assumes a Salpeter power-law IMF above  $0.5 M_{\odot}$  and no specific stellar mass limit. In order to reduce the number of high-mass stars above  $\sim 130 M_{\odot}$  he assumes an exponential decline for the probability to form a star after a turbulent crossing time. The results of the Elmegreen (2000) model are summarised by him as follows: “There is a problem getting both the Salpeter function out to  $\sim 130 M_{\odot}$  in dense clusters and at the same time not getting any  $\sim 300 M_{\odot}$  stars at all in a whole galaxy.”

He discusses the following six explanations for this problem:

- i. Stars more massive than  $\sim 150 M_{\odot}$  exist but have not been found yet.
- ii. A self-limitation in the star formation process prohibits stars above a certain limit.
- iii. Super-massive stars exist but evolve so quickly that they do not leave their primordial clouds – making them observable only as ultra-luminous infrared sources.
- iv. An assumed limit of the cloud size for coherent star formation
- v. The star forming clouds are destroyed after a star of a certain (maximum) mass forms.
- vi. The IMF is not universal but different for various star forming regions.

Case i can be excluded here because of the number of super-massive stars expected, for example in R136. Concerning case iii no such sources have been found to our knowledge. The cases ii, iv and v lead to a physical upper limit consistent with this work. From the point of view of this work it is not possible to differentiate between them. Finally as several observations of various clusters show a universal Salpeter IMF up to  $\sim 120 M_{\odot}$  (e.g. Massey & Hunter 1998; Selman et al. 1999; Smith & Gallagher 2001) case vi appears unlikely. Elmegreen thus sees the finite upper mass limit as a cut-off to the unlimited solution.

In contrast, we introduce the fundamental upper mass limit consistently into the formulation of the problem, and together with the use of a realistic IMF we are able to show strong deviations of the solutions beyond a simple cut-off. The formulation presented here has the advantage of explaining the observations under the rather simple notion that all stars form with the same universal IMF.

## ACKNOWLEDGEMENTS

This work has been funded by DFG grants KR1635/3 and KR1635/4.

## REFERENCES

- Bonnell I.A., Bate M.R., Zinnecker H., 1998, MNRAS, 298, 93  
 Elmegreen B.G., 2000, ApJ, 539, 342  
 Jijina J., Adams F.C., 1996, ApJ, 462, 874  
 Kahn F.D., 1974, A&A, 37, 149

- Kroupa P., 2001, MNRAS, 322, 231  
Kroupa P., 2002, Science, 295, 82  
Kroupa P., 2003, NewA Rev., in press (astro-ph/0309598)  
Kroupa P., Boily C.M., 2002, MNRAS, 336, 1188  
Kroupa P., Tout C.A., Gilmore G., 1993, MNRAS, 262, 545  
Lada C.J., Lada E.A., 2003, ARAA, 41, 57  
Massey P., 1998, *The Stellar Initial Mass Function (38th Herstmonceux Conference)*, G. Gilmore, D. Howell (eds), ASP Conference Series, 142, 17  
Massey P., Hunter D.A., 1998, ApJ, 493, 180  
Nakano T., 1989, ApJ, 345, 464  
Stahler S.W., Palla F., Ho P.T.P., 2000, Protostars and Planets IV, 327  
Reid I.N., Gizis J.E., Hawley S.L., 2002, AJ, 124, 2721  
Sagar R., Richtler T., 1991, A&A, 250, 324  
Selman F., Melnick J., Bosch G., Terlevich R., 1999, A&A, 347, 532  
Smith L.J., Gallagher III J.S., 2001, MNRAS, 326, 1027  
Wolfire M.G., Cassinelli J.P., 1986, ApJ, 310, 207  
Wolfire M.G., Cassinelli J.P., 1987, ApJ, 319, 850  
Zinnecker H., 2003, IAU Symp. 212, in press (astro-ph/0301078)

This paper has been typeset from a  $\text{\TeX}/\text{\LaTeX}$  file prepared by the author.