

## High Velocity Gas in the Halos of Spiral Galaxies

Filippo Fraternali & Tom Oosterloo

*ASTRON, Dwingeloo, NL*

Rense Boomsma

*Kapteyn Institute, Groningen, NL*

Rob Swaters

*Johns Hopkins University, Baltimore, USA*

Renzo Sancisi

*INAF, Osserv. Astron. Bologna, I & Kapteyn Institute, Groningen, NL*

**Abstract.** Recent, high sensitivity, HI observations of nearby spiral galaxies show that their thin ‘cold’ disks are surrounded by thick layers (halos) of neutral gas with anomalous kinematics. We present results for three galaxies viewed at different inclination angles: NGC 891 (edge-on), NGC 2403 ( $i=60^\circ$ ), and NGC 6946 (almost face-on). These studies show the presence of halo gas up to distances of 10–15 kpc from the plane. Such gas has a mean rotation 25–50 km s<sup>-1</sup> lower than that of the gas in the plane, and some complexes are detected at very high velocities, up to 200–300 km s<sup>-1</sup>. The nature and origin of this halo gas are poorly understood. It can either be the result of a galactic fountain or of accretion from the intergalactic medium. It is probably the analogous of some of the High Velocity Clouds (HVCs) of the Milky Way.

### 1. Introduction

In recent years, deep HI surveys of nearby spiral galaxies, viewed at different inclination angles, have been obtained to study the gas outside the plane of the disk. Edge-on galaxies have been used to investigate the vertical distribution and rotation velocity and face-on galaxies to study the distribution in the plane and the vertical motions.

The pioneering study of the edge-on galaxy NGC 891 (Swaters, Sancisi & Van der Hulst 1997) revealed an HI halo ( $\sim 15\%$  of the total HI mass) extended up to 5 kpc from the plane and having a mean rotation velocity 25–100 km s<sup>-1</sup> lower than that of the disk. This velocity gradient has also been observed in the ionized gas (e.g. NGC 5775; Rand 2000). More recently, detection of extra-planar HI has been reported for other edge-on systems such as the superthin

galaxy UGC 7321 where there is also the indication of a rotation velocity gradient (Matthews & Wood 2003).

Several studies of face-on galaxies have shown the presence of high velocity gas complexes and of holes in the HI distribution (e.g. Ho II, Puche 1992). In some cases the high velocity gas is associated with the HI holes (e.g. M101, Kamphuis, Sancisi & Van der Hulst 1991) and thus possibly caused by star formation activity. In others, it is probably due to accretion of material from the intergalactic medium (e.g. Van der Hulst & Sancisi 1988).

## 2. The spiral galaxy NGC 2403

NGC 2403 is a non-interacting (Sc) spiral galaxy, very similar to M33 and located at a distance of about 3 Mpc. Deep HI observations with the VLA (Fraternali et al. 2002a) have revealed the presence of a gas component with anomalous kinematics, not expected for a thin disk (Figure 1). The anomalous HI in NGC 2403 forms a thick (scale-height  $\sim 1-3$  kpc) layer with a mass of  $3 \times 10^8 M_\odot$  (1/10 of the total HI mass) and a mean rotation velocity  $20-50 \text{ km s}^{-1}$  lower than that of the gas in the disk. It is the analogous of the HI halo found by Swaters et al. (1997) in NGC 891. Part of the anomalous gas, located in the inner parts of the galaxy, shows large non-circular motions with projected differences of up to  $150 \text{ km s}^{-1}$  from rotation ( $300 \text{ km s}^{-1}$  if it is moving vertically). High velocity complexes are also observed outside the bright optical disk, the most remarkable being an 8 kpc long filament with a mass of about  $10^7 M_\odot$ . The halo gas in NGC 2403 also shows the indication of a radial infall (of  $10-20 \text{ km s}^{-1}$ ) towards the centre of the galaxy (Fraternali et al. 2001).

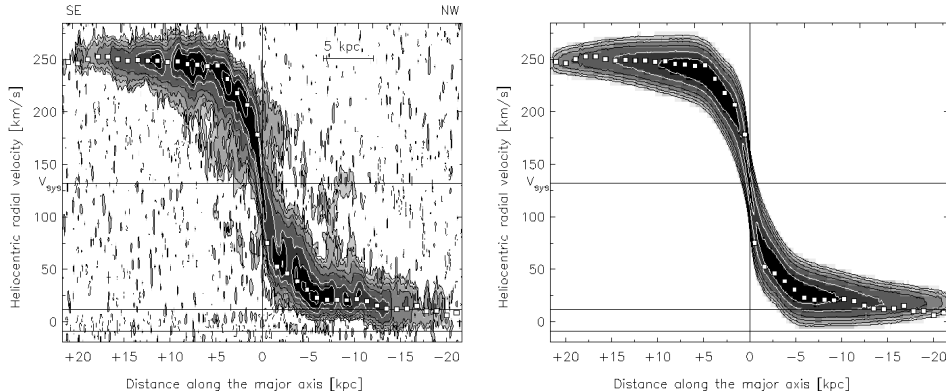


Figure 1. Left panel: HI position-velocity diagram along the major axis of NGC 2403. The white squares show the rotation curve. Right panel: model for a thin HI disk with Gaussian velocity dispersion. The HI not-reproduced by the model is the anomalous (halo) gas.

The origin of the anomalous gas in NGC 2403 is uncertain. It may be explained by a galactic fountain mechanism (Shapiro & Field 1976). The discovery of hot, diffuse, X-ray emitting gas with *Chandra* (Fraternali et al. 2002b) seems to support this interpretation. However an external (accretion) origin can not be excluded.

### 3. The edge-on galaxy NGC 891

NGC 891 is a nearby (Sbc) spiral galaxy seen almost perfectly edge-on ( $i \geq 88.6^\circ$ ; Rupen et al. 1987). It is located at a distance of 9.5 Mpc and it is considered very similar to the Milky Way. A recent HI study of this galaxy has shown the presence of an extended HI halo rotating more slowly (25–100 km s $^{-1}$ ) than the disk (Swaters et al. 1997).

We have re-observed NGC 891 with the Westerbork Synthesis Radio Telescope (WSRT) with about 200 hrs of integration (Oosterloo et al., in preparation). The high sensitivity and long integration of these new observations have permitted the detection of HI gas at distances of about 10–15 kpc from the plane. Figure 2 shows a comparison between the total HI map of NGC 891 published by Swaters et al. (1997) and the one produced with the new WSRT data. Our new observations are about a factor 5 better in sensitivity and reveal an HI layer much more extended in the vertical direction (about  $\times 2$ ) while the on-plane size is almost unchanged.

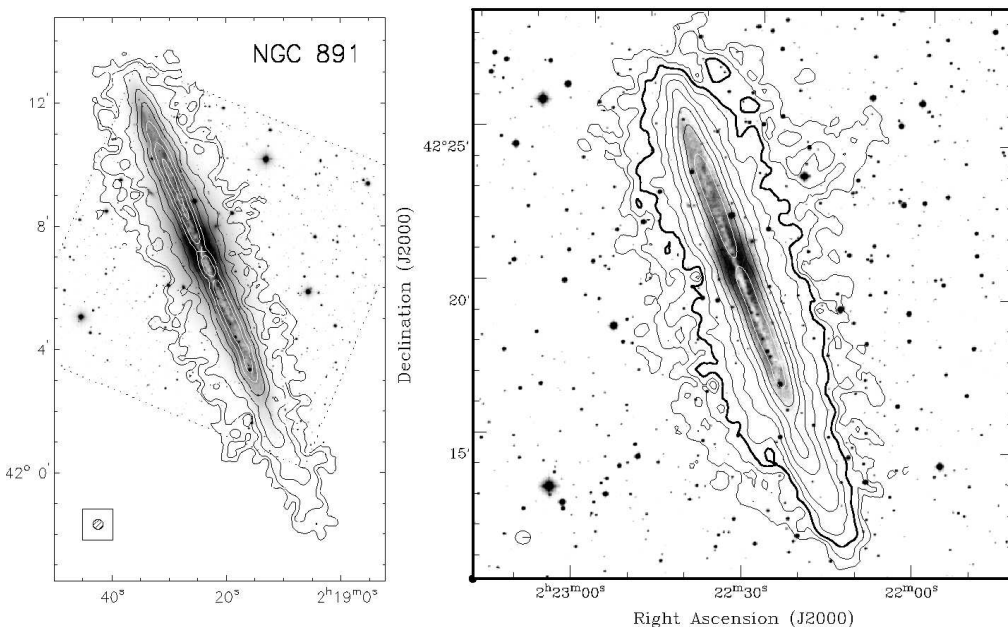


Figure 2. A comparison between the total HI map published by Swaters et al. 1997 (left) and the one obtained with our new WSRT data (right). Contours in the right map are: 1.7, 4.5, 9, 18.5, 37, 74, 148, 296.5,  $593 \times 10^{19}$  atoms cm $^{-2}$ . The thicker contour (third from the last) roughly reproduces the lowest contour in the left map.

Swaters et al. have modelled the HI layer of NGC 891 and excluded the possibility that the extra-planar gas could be produced by a warp along the line of sight or an imperfectly edge-on orientation of the system. Our modeling analysis confirms these results. Moreover we have made a more detailed study of the halo gas. In Figure 3 we show the observed channels maps of NGC 891 (right hand column) compared with several models of the HI layer. The flare

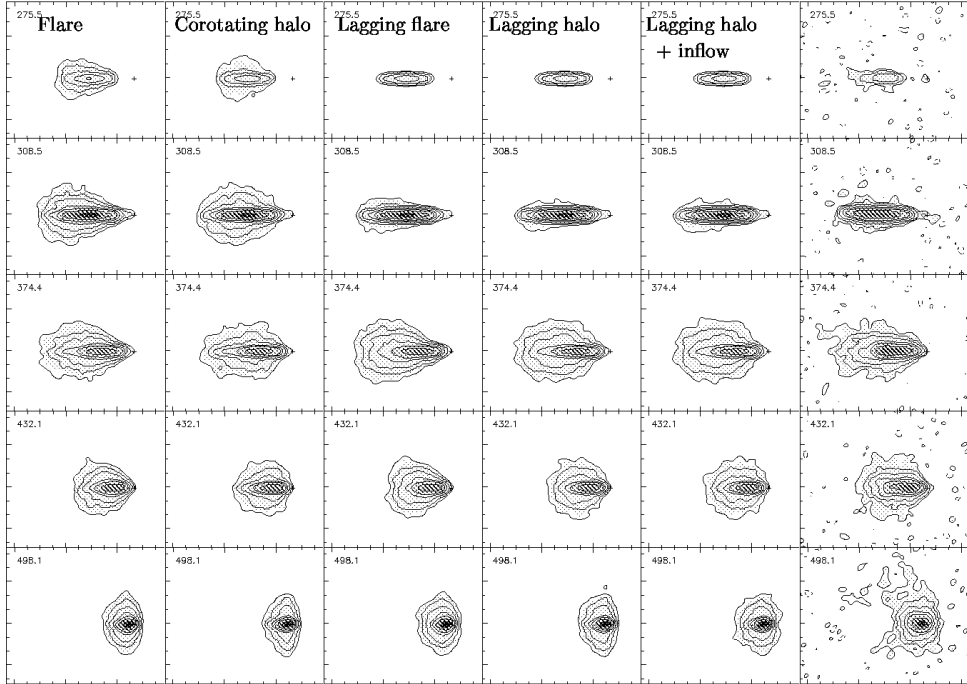


Figure 3. Channel maps for NGC 891 compared with models (see text).

model (column 1) shows the effect of an increase of the HI scale-height (up to  $\text{FWHM} \sim 6$  kpc) in the outer disk. The corotating halo model (column 2) is a 2-component model formed by a thin disk plus a thicker disk ( $\text{FWHM} = 6$  kpc), comprising about 20% of the total HI mass, with the same rotation curve as the disk. These two models fail to reproduce the thin channels at high rotation velocities (275.5 and 308.5  $\text{km s}^{-1}$ ). The other three models are made with 2 components: disk and lagging halo. The halo has a constant rotation velocity of 185  $\text{km s}^{-1}$  (about 35  $\text{km s}^{-1}$  lower than the disk). In the lagging flare, the extra-planar gas is mainly located in the outer parts of the disk, and in the other two models it has a distribution (in R) similar to that of the gas in the thin disk. In the last model (column 5) the halo gas also has a radial infall motion (of 20  $\text{km s}^{-1}$ ), similar to that found in NGC 2403. All the models with lagging halos are acceptable with some preference for models in column 4 and 5.

From this analysis we can conclude that the extra-planar HI in NGC 891 is rotating more slowly (mean velocity of about 35  $\text{km s}^{-1}$ ) than the gas in the plane. It is distributed in a thick ( $\text{FWHM} \sim 6$  kpc) layer with a radial profile similar to that of the disk. Moreover, the data are consistent with a radial inflow of halo gas toward the centre of the galaxy.

#### 4. The nearly face-on galaxy NGC 6946

NGC 6946 is a nearby Scd spiral galaxy, viewed at an inclination angle  $i \simeq 30^\circ$  and located at a distance of 5.9 Mpc. It has been studied in HI by Kamphuis

(1993) and this revealed an extended HI disk (about twice the size of the optical) and the presence of several HI holes.

NGC 6946 has recently been re-observed in HI with the WSRT (Boomsma et al., in preparation). Figure 4 shows the total HI map obtained from these new data, the ellipse outlines the area inside  $R_{25}=5.5'$ . The HI disk is extended far beyond the optical radius out to  $\sim 13' \simeq 22$  kpc. The HI distribution clearly shows a spiral pattern and numerous holes, mostly confined to the inner (bright optical) part of the disk.

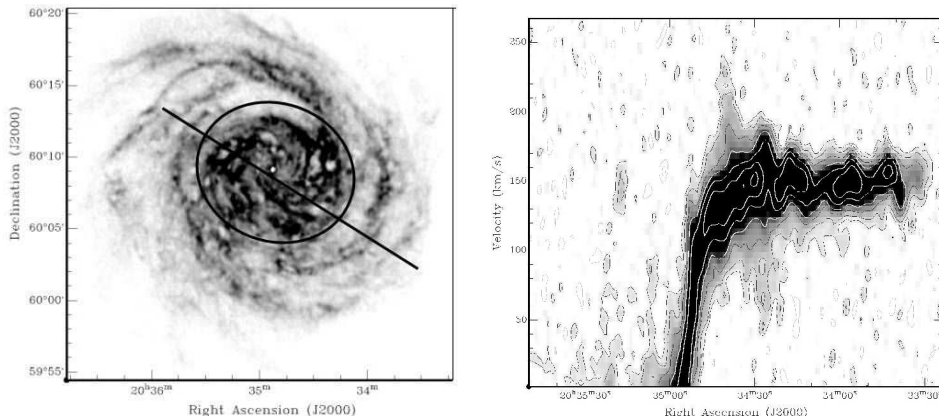


Figure 4. Left panel: total HI map for NGC 6946 obtained with the WSRT. The ellipse indicates the *size* of the optical disk ( $R_{25}$ ). Note the numerous holes in the HI distribution. Right panel: position-velocity diagram along the line overlaid on the map in the left panel.

High velocity gas is detected all over the disk of NGC 6946, in some cases associated with HI holes. In Figure 4 (right panel) we show a position-velocity diagram taken roughly along the major axis (indicated by the line on the total HI map). This diagram illustrates the variety of features which are detected in NGC 6946. There is clearly anomalous (halo) gas similar to that found in NGC 2403. However, in this case, part of the anomalous gas is also observed on the high velocity side of the diagram (showing the presence of vertical motions). Moreover, in NGC 6946 clouds at very high velocity are observed (see the one at projected velocity of  $150 \text{ km s}^{-1}$ ). Surprisingly, some of these are detected outside the bright optical disk (Boomsma et al., this conference) and seem therefore not to be related with star formation.

## 5. Discussion and conclusions

The study of spiral galaxies viewed at different inclination angles is needed to reconstruct the 3D distribution and kinematics of the halo gas. The three galaxies shown here are good complementary candidates for such a study. What we learn about the halo gas from these three studies can be summarized as follows:

1. **Distribution:** Spiral galaxies have thick components (halos) of HI gas with typical FWHMs of a few kpc. HI clouds are detected up to distances of 10–15 kpc from the plane of the disk (NGC 891). The typical mass of the HI halo is about 10–20% of the total HI mass of the galaxy. The typical masses of individual clouds are a few  $10^6 M_{\odot}$ , very similar to some of the HVCs in the Milky Way (e.g. complex A, Van Woerden et al. 1999).
2. **Overall kinematics:** The halo gas is rotating more slowly (20–50 km s<sup>-1</sup>) than the gas in the plane. The difference in rotation velocity seems to increase in the central regions (NGC 2403). The halo gas in NGC 2403 also shows a radial infall towards the centre.
3. **High Velocity Clouds:** Several gas components with high (vertical?) velocities have been found (NGC 2403, NGC 6946). The difference between their velocities and the regular rotation velocity reaches values of 200–300 km s<sup>-1</sup>. The largest differences are observed in the inner regions (NGC 2403). In some cases (not always) they are associated with holes in the HI distribution.

The origin and nature of the halo gas remain uncertain. The rotation velocity gradient, the diffuse hot gas found in NGC 2403, and the concentration of the high velocity clouds in the central (star forming) part seem to indicate that it is produced by a galactic fountain process (e.g. Bregman 1980). Other facts such as the presence of massive, filamentary complexes (NGC 2403; M 33, J.M. van der Hulst, private communication) and the presence of high velocity clouds beyond the optical disk (NGC 6946, NGC 2403) have no obvious explanations in a galactic fountain model and may point at an external origin.

## References

- Bregman, J.N. 1980, ApJ, 236, 577  
 Fraternali, F., Oosterloo, T., Sancisi, R., Van Moorsel, G. 2001, ApJ, 562, L47  
 Fraternali, F., Van Moorsel, G., Sancisi, R., Oosterloo, T. 2002a, AJ, 123, 3124  
 Fraternali, F., Cappi, M., Sancisi, R., Oosterloo, T. 2002b, ApJ, 578, 109  
 Van der Hulst, J.M., Sancisi, R. 1988, AJ, 95, 1354  
 Kamphuis, J.J., Sancisi, R., Van der Hulst, J.M. 1991, A&A, 244, L29  
 Kamphuis, J.J. 1993, *PhD Thesis*, University of Groningen, NL  
 Matthews, L.D. & Wood, K. 2003, ApJ, 593, 721  
 Puche, D., Westpfahl, D., Brinks, E., & Roy, J.-R. 1992, AJ, 103, 1841  
 Rand, R.J. 2000, ApJ, 537, L13  
 Rupen, M.P., van Gorkom, J.H., Knapp, G.R., Gunn, J.E., Schneider, D.P. 1987, AJ, 94, 61  
 Shapiro, P.R. & Field, G.B. 1976, ApJ, 205, 762  
 Swaters, R.A., Sancisi, R., & van der Hulst, J.M. 1997, ApJ, 491, 140  
 Van Woerden, H., Schwarz, U.J., Peletier, R.F., Wakker, B.P., & Kalberla, P.M.W. 1999, Nature, 400, 138