

## DISCOVERY OF A NEW TRANSIENT MAGNETAR CANDIDATE: XTE J1810–197

A. I. IBRAHIM,<sup>1,2</sup> C. B. MARKWARDT,<sup>1,3</sup> J. H. SWANK,<sup>1</sup> S. RANSOM,<sup>4,5</sup> M. ROBERTS,<sup>4,5</sup> V. KASPI,<sup>4,5</sup>  
P. M. WOODS,<sup>6</sup> S. SAFI-HARB,<sup>7</sup> S. BALMAN,<sup>8</sup> W. C. PARKE,<sup>2</sup> C. KOUVELIOTOU,<sup>9</sup> K. HURLEY,<sup>10</sup>  
T. CLINE<sup>1</sup>

<sup>1</sup>NASA Goddard Space Flight Center, Laboratory for High Energy Astrophysics, Greenbelt, MD 20771

<sup>2</sup>Department of Physics, The George Washington University, Washington, D.C. 20052

<sup>3</sup>Department of Astronomy, University of Maryland, College Park, MD 20742

<sup>4</sup>Department of Physics, Rutherford Physics Building, McGill University, Montreal, QC H3A 2T8, Canada

<sup>5</sup>Center for Space Research, Massachusetts Institute of Technology, Cambridge, MA 02139

<sup>6</sup>Universities Space Research Association, NSSTC, SD-50, 320 Sparkman Drive, Huntsville, AL 35805

<sup>7</sup>NSERC UFA fellow, Department of Physics & Astronomy, University of Manitoba, Winnipeg, MB R3T 2N2, Canada

<sup>8</sup>Department of Physics, Middle East Technical University, Ankara, Turkey

<sup>9</sup>NASA/MSFC, NSSTC, SD-50, 320 Sparkman Drive, Huntsville, AL 35805

<sup>10</sup>Space Sciences Laboratory, University of California at Berkeley, Berkeley, CA 94720-7450

*Draft version October 30, 2018*

### ABSTRACT

We report the discovery of a new X-ray pulsar, XTE J1810–197. The source was serendipitously discovered on 2003 July 15 by the *Rossini X-ray Timing Explorer (RXTE)* while observing the soft gamma repeater SGR 1806–20. The pulsar has a 5.54 s spin-period and a soft spectrum (photon index  $\approx 4$ ). We detect the source in earlier RXTE observations back to 2003 January. These show that a transient outburst began between 2002 November 17 and 2003 January 23 and that the pulsar has been spinning down since then, with a high rate  $\dot{P} \approx 10^{-11} \text{ s s}^{-1}$  showing significant timing noise, but no evidence for Doppler shifts due to a binary companion. The rapid spin-down rate and slow spin-period imply a super-critical magnetic field  $B = 3 \times 10^{14} \text{ G}$  and a young characteristic age  $\tau \leq 7600 \text{ yr}$ . These properties are strikingly similar to those of anomalous X-ray pulsars and soft gamma repeaters, making the source a likely new magnetar. A follow-up *Chandra* observation provided a  $2''.5$  radius error circle within which the 1.5 m *Russian-Turkish Optical Telescope RTT150* found a limiting magnitude of  $R_c = 21.5$ , in accord with other recently reported limits. The source is present in archival *ASCA* and *ROSAT* data as well, at a level 100 times fainter than the  $\approx 3 \text{ mCrab}$  seen in 2003. This suggests that other X-ray sources that are currently in a state similar to the inactive phase of XTE J1810–197 may also be unidentified magnetars awaiting detection via a similar activity.

*Subject headings:* Pulsar: Individual (XTE J1810–197) — Stars: Magnetic Fields — Stars: Neutron — Stars: Magnetar — X-Rays: Bursts

### 1. INTRODUCTION

Several hundred X-ray pulsars have been discovered to date. Some are powered by their own rotational energy or residual surface heat and others by accretion. The two subgroups of anomalous X-ray pulsars (AXPs) and soft gamma repeaters (SGRs) are remarkably distinct from the rest and similar to each other. They rotate relatively slowly with spin periods in the narrow range  $P \sim 5 - 12 \text{ s}$  and spin-down rather rapidly at  $\dot{P} \sim 10^{-11} \text{ s s}^{-1}$ . Both are radio-quiet, sources of persistent X-ray emission ( $L \sim 10^{34} - 10^{36} \text{ erg s}^{-1}$ ) and short ( $< 0.1 \text{ s}$ ), bright ( $L_{\text{peak}} > L_{\text{EDD}}$ ) bursts of X-rays and soft  $\gamma$ -rays. They are peculiar in that there is no evidence of a binary companion or a remnant accretion disk to power their emission, although it is several orders of magnitudes higher than can be provided by their rotational energy. Nine sources are currently firmly identified, including four SGRs and five AXPs (See Hurley 2000 and Mereghetti et al. 2002). Four candidates need confirmation.

The magnetar model provides a coherent picture for SGRs and AXPs, in which their radiation is powered by a decaying super-critical magnetic field, in excess of the quantum critical field  $B_c = 4.4 \times 10^{13} \text{ G}$  (Duncan & Thompson 1992; Thompson & Duncan 1995). Evidence for magnetars has come from the long spin-period and high spin-down rate (Kouveliotou et al. 1998; 1999; Vasisht & Gotthelf 1997), the energetic burst emission (Paczynski 1992; Hurley et al. 1999; Ibrahim et al. 2001),

and the lack of binary companion or accretion disks (Kaplan et al. 2001). Further evidence for magnetar strength fields has recently come from spectral line features (Ibrahim et al. 2002; Ibrahim, Swank & Parke 2003). For one case a pulsed optical counterpart appears consistent with being the neutron star itself (Hulleman et al. 2000; Kern & Martin 2002). Until recently only SGRs were observed to burst. The recent bursting activity from two AXPs unified the two families of objects in the magnetar framework (Gavriil, Kaspi & Woods 2002; Kaspi et al. 2003). Alternative models such as fossil accretion (Chatterjee et al. 2000; Marsden et al. 2001) and strange quark stars (Zhang et al. 2000) do not appear to explain all observational evidence as well.

Here we present the discovery of a new X-ray pulsar whose properties, in outburst, are consistent with those of AXPs and SGRs. We discuss the implications of this finding for our understanding of the characteristics and population of magnetars.

### 2. OBSERVATIONS AND RESULTS

#### 2.1. A New X-ray Pulsar near SGR 1806-20

Following the *Interplanetary Network (IPN)* report of renewed burst activity from SGR 1806–20 on 2003 July 14 (Hurley et al. 2003), we observed the source on July 15 with the Proportional Counter Array (PCA) onboard RXTE. PCA data in the event-mode configuration E\_125US\_64M\_0\_1S were collected from the operating PCUs (0, 2 & 3), corrected to the solar system barycenter, selected to be in the 2-8 keV range, and

binned in 0.125 s intervals. PCA detector layers are not differentiated in that mode. A strong periodic signal with a barycentric period of 5.540(2) s was clearly identified in the first 2.6 ks of the data, with a chance probability of  $2.5 \times 10^{-12}$  (Ibrahim et al. 2003; see Fig. 1). The large discrepancy between this unexpected pulse period and the known 7.5 s pulse period of SGR 1806-20 implied the presence of a new X-ray pulsar in the PCA  $1^\circ.2$  field of view.

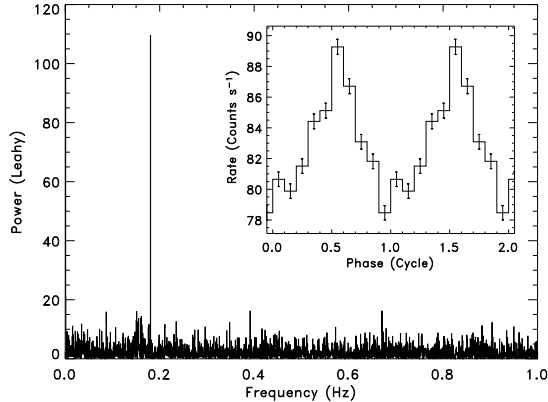


FIG. 1.— Fast Fourier Transform power spectrum of the RXTE PCA July 15 observation of the field of SGR 1806-20 showing a highly significant periodic signal at 0.18052(6) Hz (note that the  $\approx 0.13$  Hz signal due to SGR 1806-20 is not detected here). The inset shows the epoch folded pulse profile in 10 phase bins. Errors quoted correspond to the  $3\sigma$  confidence level.

## 2.2. Source Position and Optical Counterpart

A PCA scanning observation was performed on July 18, following a path that covered a region surrounding SGR 1806-20. During scans, the count rates due to individual sources are modulated by the response of the PCA collimator. The resulting light curves are subtracted of their internal background (using the “CM” L7 background model), and are fitted to a model of known and unknown sources, convolved with the collimator response. For unknown sources, a trial position is assumed and adjusted until the best fit is achieved. The sources included in this fit were the new source, SGR 1806-20, the galactic ridge, and an overall diffuse level. The spatial distribution of the galactic ridge emission in the field of view is not precisely known; an unresolved ridge at  $0^\circ$  latitude was assumed. The best fit position and  $3\sigma$  contour obtained for the position of the new source, designated XTE J1810-197, are shown in Fig. 2 (Markwardt, Ibrahim & Swank 2003).

A follow up *Chandra* observation with the High Resolution Camera (HRC) on August 27 localized the source precisely to  $\alpha = 18^{\text{h}}09^{\text{m}}51^{\text{s}}.13$  and  $\delta = -19^\circ 43' 51''.7$  (J2000), with an error circle radius of  $2''.5$  (Gotthelf et al. 2003a; 2003b). Pulsations of the HRC data definitively identified the source. The HRC position is consistent with the *ROSAT* and *ASCA* sources 1RXS 180951.5-194345 & AX J180951-1943 (Bamba et al. 2003).

The HRC position is  $14'$  from the best fit PCA position. Typically, accuracies of  $1-2'$  have been obtained in past scans. The presence of the diffuse galactic ridge and other faint sources in the field of view — in particular G11.2-0.3 — resulted in large systematic errors, for which a priori estimates were difficult.

We observed the *Chandra* HRC error box of XTE J1810-197 with the 1.5 m *Russian-Turkish Telescope*, RTT150 (Antalya, Turkey) on 2003 September 3 and 6. Optical Cousins R filter images of the field around the source were obtained using the ANDOR CCD (2048  $\times$  2048 pixels,  $0.24''$  pixel scale and  $8' \times 8'$  Field of View) with 15 min exposure times (3 frames).

Seeing was about  $2''$ . We do not detect a counterpart to a limiting magnitude of 21.5 ( $2\sigma$  level) in the  $R_c$  band, comparable to the limits in  $V(22.5)$ ,  $I(21.3)$ ,  $J(18.9)$ , and  $K(17.5)$  obtained by Gotthelf et al. (2003b).

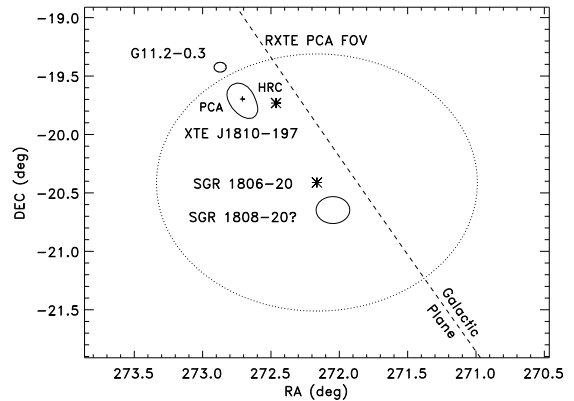


FIG. 2.— The PCA field of view during the SGR 1806-20 pointing, showing the neighborhood of SGR 1806-20, including XTE J1810-197, the supernova remnant G11.2-0.3 that contains the pulsar PSR J1811-1925, and the potential SGR 1808-20 (Lamb et al. 2003). The positions of XTE J1810-197 from the PCA scan and HRC observations are indicated. Also shown is the  $3\sigma$  PCA error contour, with semi-major axes of  $5.5'$  and  $10'$ .

## 2.3. Long Term Light Curve: A Transient Source

XTE J1810-197 was consistent with a previously unidentified source that had been present in the PCA monitoring program of the galactic bulge region since 2003 February. In the program, a region of approximately 250 square degrees around the galactic center has been scanned by the PCA twice weekly since 1999 February, except for several months per year, when sun and operation constraints interfere (Swank & Markwardt 2001). The scan pattern is a zig-zag which alternates semi-weekly between primarily north-south and east-west. XTE J1810-197 is covered in the north-south scans only. At the end points of each scan the PCA dwells for  $\approx 150$  seconds, and XTE J1810-197 is near the center of the PCA field of view of one of these points. As discussed below, pulsations were observed during these brief points, confirming the identification of the source.

Fig. 3 shows the 2002-2003 light curve of XTE J1810-197, when fixed at the *Chandra* position. Clearly XTE J1810-197 became active sometime between 2002 November and 2003 February. The distribution of 1999-2002 pre-outburst fluxes allow us to place a  $3\sigma$  upper limit on previous outbursts of  $< 2$  ct/s/PCU or 1 mCrab (2-10 keV) from the baseline level, as long as the outburst did not fall in an observing gap (the maximum gap was 3 months).

The flux decay can be fitted to power-law or exponential models. For the exponential model, the e-folding time is  $269 \pm 25$  days. The power-law model has the potential of retrieving the epoch at which the outburst began. Assuming the flux is proportional to  $((T - T_0)/(52700 - T_0))^{-\beta}$ , at time  $T$  and with outburst time  $T_0$  in MJD,  $\beta = 0.45 - 0.73$  were acceptable ( $1\sigma$ ), with  $52580 \leq T_0 \leq 52640$ , that is, 2002 November 2 to 2003 January 1. We have additional information from observations of the nearby source PSR J1811-1925 (Obsids 70091-01, 80091-01). An observation on 2002 November 17 (MJD 52595) showed that the pulsations were not detected, while they were by 2003 January 23 (MJD 52662). The *ROSAT* and *ASCA* detections in 1993, 1996, and 1999 were consistent with fluxes  $\leq 0.02$  mCrab (Gotthelf et al. 2003b).

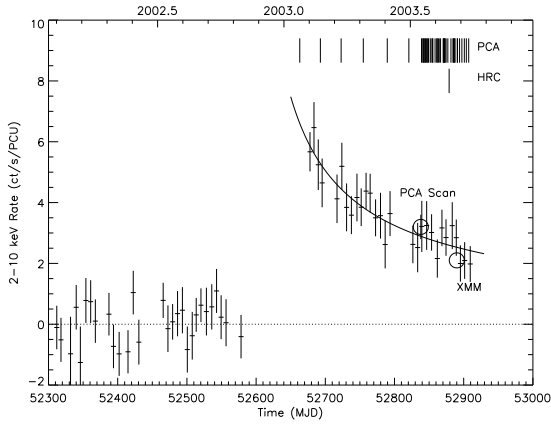


FIG. 3.— Monitoring light curve of XTE J1810–197, showing the transient outburst beginning in 2003 (note:  $1 \text{ mCrab} = 2.27 \text{ ct/s/PCU} = 2.4 \times 10^{-11} \text{ erg cm}^{-2} \text{ s}^{-1}$ ; 2–10 keV). We have subtracted from the rate an offset of  $0.68 \text{ ct s}^{-1} \text{ PCU}^{-1}$ , which we ascribe to diffuse and unresolved emission in the region and not accounted for by our model. Epochs of PCA pointed observations with the source in the field of view are indicated in the top row of vertical bars. The epoch of the HRC pointing is shown separately. The flux from the *XMM-Newton* spectrum, converted to an approximate PCA flux using the PIMMS simulator, is shown as the lower circle. The upper circle is the flux derived from the dedicated PCA scan.

#### 2.4. Spectrum

A crude PCA spectrum was obtained by reanalyzing the light curves in each spectral band, this time using the *Chandra* position and allowing a contribution from G11.2–0.3 (Markwardt, Ibrahim, & Swank 2003). The resulting spectrum of XTE J1810–197 was clearly soft, despite large uncertainty in the column densities for any model. For the column fixed at  $1 \times 10^{22} \text{ cm}^{-2}$  (typical for sources in the region and confirmed by the *XMM-Newton* results), a power-law fit has a photon index  $\Gamma = 4.7 \pm 0.6$ , while a black body fit has  $kT = 0.94 \pm 0.11 \text{ keV}$ . The 2–10 keV absorbed flux was  $5.5 \times 10^{-11} \text{ ergs cm}^{-2} \text{ s}^{-1}$  on July 18. Additional PCA spectral data requiring analysis beyond the scope of this paper will address spectral evolution during the outburst.

The source was observed with *XMM-Newton* on 2003 September 8. Results have been presented by Tiengo & Mereghetti (2003) and by Gotthelf et al. (2003b). We also processed the EPIC PN and MOS1 data using standard SAS routines (the MOS2 data suffered pile-up in the full frame mode) and obtained results consistent with theirs using the PN alone. A two-component power-law plus blackbody model provides a good fit with well constrained parameters of  $\Gamma = 3.75(3.5–4.1)$ ,  $kT = 0.668(0.657–0.678) \text{ keV}$ ,  $n_H = 1.05(1.0–1.13) \times 10^{22} \text{ cm}^{-2}$ , and  $\chi^2_\nu = 1.04$  ( $\nu=896$ ) (errors are at the  $3\sigma$  level). The total unabsorbed flux in 0.5–8.0 keV is  $1.35 \times 10^{-10} \text{ erg cm}^{-2} \text{ s}^{-1}$  with a 30% contribution from the blackbody component. This gives a source luminosity of  $1.6 \times 10^{36} d_{10}^2 \text{ erg s}^{-1}$ , with  $d_{10}$  the distance in units of 10 kpc.

We analyzed archival *ROSAT* and *ASCA* data of the source and obtained results consistent with those reported by Gotthelf et al. (2003b). We find the source in a faint quiescent state with a flux two orders of magnitude lower than that first detected in early 2003 and a spectrum much softer than seen above ( $kT \approx 0.15 \text{ keV}$ ).

#### 2.5. Timing: Frequency History and Spin-down Rate

Timing analysis was performed using a variety of PCA observations that included pointed observations dedicated to XTE J1810–197 (Obsid 80150-06) observations of G11.2-0.3 and PSR J1811–1925, SGR 1806–20 (Obsids 80149-02,

80150-01), plus the bulge scans (Obsids 80106, 70138). The total exposure time was about 216 ks between 2003 January 23 and September 25. Folded light curves were extracted (2–7 keV; top PCU layers) based on a trial folding period. A sinusoidal profile fit well, and was used to estimate the pulse times of arrival (TOAs) and uncertainties. By using a combination of all data sets we were able to extend a phase connected solution through the complete time span. While we attempted several models, a polynomial was conceptually simplest.

TABLE 1  
POLYNOMIAL SPIN PARAMETERS

Parameter	Jan 23–Sep 25	Jul 13–Sep 25
MJD range	52,662.9 – 52,907.3	52,833.4 – 52,907.3
Epoch (MJD)	52,788.0	52,788.0
$\chi^2/\text{dof}$	1258 / 100	193 / 62
$\nu$ (Hz)	0.180530831(4)	0.180530266(1)
$\dot{\nu}$ ( $10^{-13} \text{ Hz s}^{-1}$ )	-6.72(2)	-3.765(2)
$\ddot{\nu}$ ( $10^{-20} \text{ Hz s}^{-2}$ )	9.0(2)	
$\nu^{(3)}$ ( $10^{-27} \text{ Hz s}^{-3}$ )	9.9(4)	
$\nu^{(4)}$ ( $10^{-32} \text{ Hz s}^{-4}$ )	-1.65(6)	
$\nu^{(5)}$ ( $10^{-40} \text{ Hz s}^{-5}$ )	-2.9(8)	
$\nu^{(6)}$ ( $10^{-45} \text{ Hz s}^{-6}$ )	2.5(1)	

Note—Errors were determined with  $\chi^2$  normalized to dof.

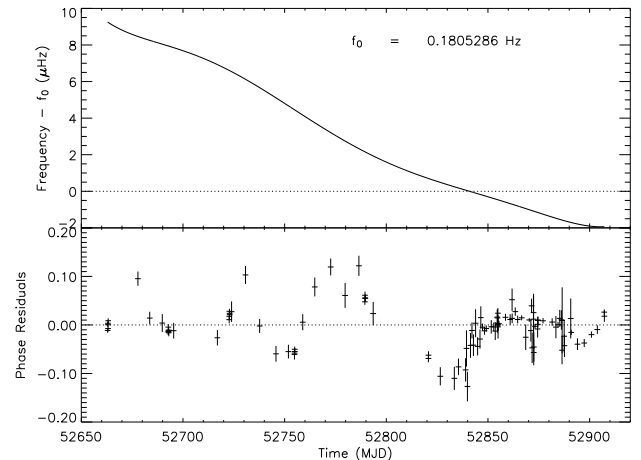


FIG. 4.— (top) Frequency evolution and (bottom) phase residuals for PCA timing solution of XTE J1810–197.

Fig 4. shows the frequency evolution and phase residuals for the polynomial fit with frequency and 6 derivatives (see Table 1 for parameters). While the choice of polynomial order is somewhat arbitrary, a lower order produces significantly worse residuals. The weighted r.m.s residuals are 165 ms. Reminiscent of the behavior of 1E 2259+586 after a bursting episode (Kaspi et al. 2003), the spin down is initially steeper, but evolves to a quieter and slower spin-down. The weighted r.m.s deviation since July is only 94 ms for a steady spin-down (i.e. 2nd order polynomial; Table 1). The mean pulse period derivative is  $1.8 \times 10^{-11} \text{ s s}^{-1}$  over the full time span of the data, and  $1.15 \times 10^{-11} \text{ s s}^{-1}$  for the July–September time span.

With 245 days of data, it is possible to rule out a long period orbit ( $\geq 100$  days) as entirely responsible for the frequency slow down (Markwardt et al. 2003). While a phase-connected solution is possible for an orbit *plus* a spin-down, such models are utterly dominated by the spin-down component (best fit  $\dot{\nu} = -5.4 \times 10^{-13} \text{ Hz s}^{-1}$  for an mildly eccentric orbit with a period of 232 days; compare to Table 1), and so the orbit does not appear to add much information.

To look for short period orbits we made Lomb-Scargle periodograms of the phase residuals obtained from subtracting the polynomial model. They show no significant peaks at the 95% confidence level. For orbital periods down to 20 minutes, the peak periodogram power was 21, for a maximum orbital amplitude,  $a_x \sin i$ , of 70 lt-ms. Such a limit is independently inferred from the high stability of the spin down rate during the past 80 days. This would imply a mass function of  $4 \times 10^{-7} M_\odot / P_d^2$ ,  $P_d$  being the binary period in days. Thus, except for orbits improbably close to face-on, a companion mass would be restricted to be planetary in size.

### 3. DISCUSSION

The nature of a neutron star source is principally determined by the energy mechanism that powers its emission. The distance of XTE J1810–197 is likely to be 5 kpc and almost certainly in the range 3–10 kpc (Gotthelf et al. 2003b). The unabsorbed outburst luminosity (from §2.4) is  $(2–16) \times 10^{35}$  ergs  $s^{-1}$ , which is in the range of the unabsorbed luminosities of AXPs and SGRs. Since the outburst episode, the rotational energy loss due to the pulsar spin-down,  $\dot{E} = I\Omega\dot{\Omega} \approx 4 \times 10^{33}$  erg  $s^{-1}$  (where  $I$  is the moment of inertia of a canonical neutron star and  $\Omega = 2\pi/P$ ), is at least two orders of magnitude lower than the implied X-ray luminosity. A binary Doppler shift can not explain the frequency trend and there are strong limits on the mass of any companion in a short period orbit. As discussed by Gotthelf et al. (2003b), the optical and infra-red limits, as well as our own limit in the red, are sufficient to rule out interpreting the transient X-ray source as a distant Be-star binary. Furthermore, the spectrum of the source is notably softer than the typically hard spectra of high mass X-ray binaries.

Magnetic braking is then a candidate to dominate the spin-down. It appears to have been variable at the start of the outburst and to have relaxed to a relatively stable rate of  $1.15 \times 10^{-11}$  s  $s^{-1}$ . Such a rate, for a dipole magnetic field, would imply a magnetic field  $B = 3.2 \times 10^{19} \sqrt{P\dot{P}} = 2.6 \times 10^{14}$  G and a characteristic age  $\tau = P/2\dot{P} \leq 7600$  yr. Such a super-critical field strength and relatively young pulsar age are typical of magnetars. This and the close similarities between the temporal and spectral properties of the source and those of AXPs and SGRs make XTE J1810–197 a new magnetar candidate. The once apparent divide between AXPs and SGRs has been blurred by the SGR-like bursts from AXPs 1E 1048.1–5937 and 1E 2259+586 (Gavriil et al. 2002; Kaspi et al. 2003) and the AXP-like soft spectrum from SGR 0526–66 (Kulkarni et al. 2003) and SGR 1627–41 (Kouveliotou et al. 2003).

With the exception of the transient candidate AXP AX 1845–0258, considerable flux variability like that shown in Fig. 3 is not commonly observed from AXPs and SGRs in their quiescent non-bursting states. However, both AXPs and SGRs are known to show significant enhancement to their persistent emission flux following active bursting episodes. The flux may rise by more than an order of magnitude before relaxing back on timescales that range from days to years. This behavior was observed from 1E 2259+586 (Kaspi et al. 2003; Woods et al. 2003), SGR 1900+14 (Woods et al. 2001; Ibrahim et al. 2001; Feroci et al. 2003) and SGR 1627–41 (Kouveliotou et al. 2003). For a power-law flux decay, the index for XTE J1810–197 falls within the range of those of SGR 1627–41 (0.47) and SGR 1900+14 (0.6–0.9).

We searched for bursts prior to the peak activity of the source that could have been associated with it. We found no bursts in the PCA observations of G11.2–0.3 on 2003 January 23. Five

SGR-like bursts were observed by experiments in IPN on 2002 December 5 and 6 (Hurley et al. 2002). One was well localized to SGR 1806–20 by *Ulysses* and *Konus-Wind*. The others remain unlocalized.

Alternatively, the possibility of flux variability due to magnetic field disturbances is also viable in the magnetar model. Given that a magnetic field has to be greater than  $B_0 \sim 2 \times 10^{14} (\theta_{max}/10^{-3})^{1/2}$  G to fracture the crust and cause burst activity (Thompson & Duncan 1995;  $\theta_{max}$  is the crust yield strain), the energy associated with fields  $B < B_0$  may excite magnetospheric currents or dissipate in the crust (Thompson, Lyutikov & Kulkarni 2003), causing a long-lasting flux enhancement.

If the magnetar birth rate is  $\approx 10\%$  of neutron stars (Kulkarni & Frail 1993; Kouveliotou et al. 1994), there should be  $\approx 100$  in the same part of the galaxy to which we have yet been sensitive, rather than the 9 sources currently known. The difference may be explained if other magnetars are usually in a quiescent state like that of XTE J1810–197 before the current outburst.

We thank C. Thompson for useful discussions and S. Snowden and M. Still for help with XMM data. AII is supported by NASA grants NAG5-13186 & NAG5-13740; the McGill groups by NSERC Discovery and Steacie grants, Canada Research Chairs, NATEQ, CIAR & NASA; SS-H by NSERC UFA and Discovery grants & NASA LTSA NCG5-356; PMW by NASA grant NAG5-11608; and KH by *Ulysses* grant under JPL Contract 958056.

### REFERENCES

- Bamba, A., Ueno, M., Koyama, K. & Yamauchi, S. 2003 ApJ, 589, 253  
 Chatterjee, P., Hernquist, L., & Narayan, R. 2000 ApJ, 534, 373  
 Duncan, R., & Thompson, C. 1992, ApJ, 392, L9  
 Feroci, M. et al. 2003, ApJ, in press  
 Gavriil, F., Kaspi, V. & Woods, P. 2002, Nature, 419, 12  
 Gotthelf, E. V. et al. 2003a, IAU Circ. 8190  
 Gotthelf, E. V., Halpern, J. P., Buxton, M. & Bailyn, C. 2003b, ApJ, submitted  
 Hulleman, F., van Kerkwijk, M. H. & Kulkarni, S. R. 2000, Nature, 408, 689  
 Hurley, K. et al., 1999, Nature, 397, 41  
 Hurley, K. 2000, in Proc. Fifth Compton Symp., McConnell M.L. & Ryan J.M. Eds., AIP Conf. Proc. 510, p. 515 (Melville: New York)  
 Hurley, K. et al., 2002, GCN Circ. 1726  
 Hurley, K. et al., 2003, GCN Circ. 2297  
 Ibrahim, A. I. et al. 2001, ApJ, 558, 237  
 Ibrahim, A. I. et al. 2002, ApJ, 574, L51  
 Ibrahim, A. I. et al. 2003, GCN Circ. 2306  
 Ibrahim, A. I., Swank, J. H. & Parke, W. 2003, ApJ, 584, L17  
 Kaplan, D. et al. 2001, ApJ, 556, 399  
 Kaspi, V. M., et al. 2003, ApJ, 588, L96  
 Kern, B. & Martin, C. 2002, Nature, 417, 527  
 Kouveliotou, C. et al. 1994, Nature, 368, 125  
 Kouveliotou, C. et al. 1998, Nature, 393, 235  
 Kouveliotou, C. et al. 1999, Astrophys. J., 510, L115  
 Kouveliotou, C. et al. 2003, ApJ, 596, L79  
 Kulkarni, S. R. & Frail, D. A. 1993, Nature 365, 33  
 Kulkarni, S. R., Kaplan, D. L., Marshall, H. L., Frail, D. A., Murakami, T., & Yonetoku, D. 2003, ApJ, 585, 948  
 Lamb, D. et al. 2003, GCN Circ. 2351  
 Marsden, D., Lingenfelter, R.E., Rothschild, R.E., & Higdon, J.C. 2001, ApJ, 550, 397  
 Markwardt, C. B., Ibrahim, A. I. & Swank, J. H. 2003, Atel 167.  
 Markwardt, C. B., et al. 2003, Atel 188.  
 Mereghetti, S., Chiarlone, L., Israel, G. L., & Stella, L. 2002, (Proceedings of the 270. WE-Heraeus-Seminar, Bad Honnef, January 2002), eds. W. Becker, H. Lesch and J. Tr-FCmper  
 Paczyński, B. 1992, Acta Astronomica, 42, 145  
 Swank, J. & Markwardt, C. 2001, in ASP Conf. Ser. 251, New Century of X-ray Astronomy, ed. H. Inoue & H. Kunieda (San Francisco: ASP), 94  
 Thompson, C., & Duncan, R.C. 1995, Mon. Not. R. Astron. Soc., 275, 255  
 Thompson, C. and Duncan, R. C. 1996, ApJ, 473, 322  
 Thompson, C., Lyutikov, M. & Kulkarni, S. R. 2002, ApJ, 574, 332  
 Tiengo, A. & Mereghetti, S. 2003, ATel 193  
 Woods, P. M., et al. 2001, ApJ, 552, 748  
 Woods, P. M., et al. 2003, ApJ, in preparation  
 Vasisht, G. & Gotthelf, E. V. 1997, ApJ, 486, L129  
 Zhang, B., Xu, R. X., Qiao, G. J. 2000, Astrophys. J., 545, 127