

New Data and Improved Parameters for the Transiting Planet OGLE-TR-56b

Guillermo Torres¹, Maciej Konacki², Dimitar D. Sasselov³ and Saurabh Jha⁴

ABSTRACT

We report new spectroscopic observations of the recently discovered transiting planet OGLE-TR-56b with the Keck/HIRES instrument. Our radial velocity measurements with errors of $\sim 100 \text{ m s}^{-1}$ show clear variations that are in excellent agreement with the phasing (period and epoch) derived from the OGLE transit photometry, confirming the planetary nature of the companion. The new data combined with measurements from the previous season allow an improved determination of the mass of the planet, $M_p = 1.45 \pm 0.23 M_{\text{Jup}}$. All available OGLE photometry, including new measurements made this season, have also been analyzed to derive an improved value for the planetary radius of $R_p = 1.23 \pm 0.16 R_{\text{Jup}}$. We discuss the implications of these results for the theory of extrasolar planets.

Subject headings: techniques: radial velocities — binaries: eclipsing — stars: low-mass, brown dwarfs — planetary systems

1. Introduction

Most extrasolar planets to date have been discovered with the high-precision radial velocity technique, which provides only a lower limit to the mass of the companion because

¹Harvard-Smithsonian Center for Astrophysics, 60 Garden St., Cambridge, MA 02138, USA; e-mail: gtorres@cfa.harvard.edu

²Department of Geological and Planetary Sciences, California Institute of Technology, MS 150-21, Pasadena, CA 91125, USA; Nicolaus Copernicus Astronomical Center, Polish Academy of Sciences, Radańska 8, 87-100 Toruń, Poland; e-mail: maciej@gps.caltech.edu

³Harvard-Smithsonian Center for Astrophysics, 60 Garden St., Cambridge, MA 02138, USA; e-mail: dsasselov@cfa.harvard.edu

⁴Department of Astronomy, University of California, Berkeley, CA 94720, USA; e-mail: saurabh@astron.berkeley.edu

the inclination angle cannot be determined from spectroscopy alone. Systems for which the orbit happens to be nearly edge-on, so that the planet transits across the disk of the star once every orbital period, show a photometric transit and allow the absolute mass of the planet to be determined. Transiting systems are valuable in many other ways, providing the planet’s absolute radius, as well as allowing a variety of different follow-up studies (see, e.g., Brown, Libbrecht & Charbonneau 2002; Charbonneau et al. 2002; Vidal-Madjar et al. 2003; Fortney et al. 2003; Richardson et al. 2003; Moutou et al. 2003). Transits are also a viable planet discovery technique: our recent follow-up in 2002 of candidates from the OGLE-III sample toward the bulge of the Galaxy (Udalski et al. 2002a,b) resulted in the spectroscopic confirmation of a planet around the star OGLE-TR-56 ($V = 16.6$), with a period of 1.2 days. This is the first case originally discovered from its photometric signature rather than its Doppler signature (Konacki et al. 2003a).

The limited amount of spectroscopic data we obtained during our 2002 season only allowed for a relatively uncertain estimate of the mass of OGLE-TR-56b. A combined orbital solution using our velocities and the OGLE-III light curve yielded $M_p = 0.9 \pm 0.3 M_{\text{Jup}}$ (Konacki et al. 2003a). In this Letter we report new radial velocity measurements that allow us to improve the accuracy of the mass determination and to better characterize its uncertainty, as well as to strengthen the case against any false-positive scenarios. In addition, we present an updated transit light curve solution based on improvements in the OGLE photometry.

2. Observations and reductions

OGLE-TR-56 was observed spectroscopically on 5 nights in August 2003 with the Keck I telescope and the HIRES instrument (Vogt et al. 1994). We obtained a total of 8 new spectra of the object, with exposure times ranging from 30 to 50 minutes. The setup allowed us to record 35 usable echelle orders covering the spectral range from 3850 Å to 6200 Å at a resolving power of $R \simeq 65,000$. Typical signal-to-noise ratios are in the range of 10–20 per pixel for a single exposure. Our main wavelength reference was provided by a hollow-cathode Thorium-Argon lamp, of which we obtained short exposures immediately preceding and following each stellar exposure.

In addition to our program star we obtained frequent observations of two brighter stars (HD 209458 and HD 179949) that have known low-amplitude velocity variations at the level of about 200 m s^{-1} (peak to peak) due to orbiting substellar companions (Henry et al. 2000; Charbonneau et al. 2000; Tinney et al. 2001), and which we used as “standards”. These stars were observed with the iodine gas absorption cell (Marcy & Butler 1992). All HIRES spectra

were bias-subtracted, flat-fielded, cleaned of cosmic rays, and extracted using the MAKEE reduction package written by Tim Barlow (2002). Compared to the procedures followed in Konacki et al. (2003a), a number of details in the reductions were fine-tuned for the new observations and led to slightly improved noise levels and better velocities. We therefore re-reduced the original 2002 spectra along with the new ones for uniformity. Wavelength solutions based on the Th-Ar exposures were carried out with standard tasks in IRAF⁵.

Radial velocities for OGLE-TR-56 and for the standards stars were derived by cross-correlation against a synthetic template computed specifically for the parameters of each star as detailed by Konacki et al. (2003b). For the cross-correlations we used the IRAF task XCSAO (Kurtz & Mink 1998). The final velocities are the weighted average of all echelle orders in each spectrum (only orders not affected by the iodine were used for the standards). Formal errors were derived from the scatter of the velocities determined from the different orders. These are typically well under $\sim 100 \text{ m s}^{-1}$, and do not include systematic components, which we have previously estimated to be no larger than about 100 m s^{-1} for this instrumentation (see Konacki et al. 2003b). The radial velocities in the frame of the solar system barycenter from all of the spectra (2002 and 2003) along with their final errors are listed in Table 1.

3. Spectroscopic orbital solution

The new radial velocities for OGLE-TR-56 show clear changes with orbital phase. The latter is well known from the photometric observations that yield a very accurate period and transit epoch (see below). However, there is also a systematic shift compared to the 2002 velocity measurements of about 200 m s^{-1} . A similar shift is observed in the standards, indicating it is a real effect. Such offsets from run to run are common in radial-velocity work, and can be due to a number of reasons including temperature changes and other instrumental effects beyond the control of the observer. In order to optimally remove this shift using all of the available information, we developed a procedure by which we fit for the orbits of the three stars simultaneously. We solve for the shift at same time as the rest of the orbital elements and assume that the offset is identical for the three stars. The phase and velocity amplitudes of the circular orbits for HD 209458 and HD 179949 are known from high-precision velocity work (Mazeh et al. 2000; Tinney et al. 2001), and were held fixed. Therefore, the five free parameters in the least-squares problem are the semi-amplitude of the

⁵IRAF is distributed by the National Optical Astronomy Observatories, which is operated by the Association of Universities for Research in Astronomy, Inc., under contract with the National Science Foundation.

velocity curve of OGLE-TR-56, the center-of-mass velocity for each star, and the common offset between the 2002 and 2003 seasons. The ephemeris for OGLE-TR-56 is also fixed, as mentioned above, to the value determined in our light curve analysis described in §5.

The solution, based on a total of 28 observations (11 of our target, 9 of HD 179949, and 8 of HD 209458), gives a velocity semi-amplitude for OGLE-TR-56 of $K = 265 \pm 38 \text{ m s}^{-1}$. The offset between the two observing seasons is determined to be $\Delta_{2003-2002} = +192 \pm 47 \text{ m s}^{-1}$, and the overall RMS residual from the fit for OGLE-TR-56 is 114 m s^{-1} . The minimum mass for the planet in orbit around our target is $M_p \sin i = 1.33 \pm 0.21 \times 10^{-3} \times (M_s + M_p)^{2/3} M_\odot$, where M_s is the mass of the primary star. The observations for OGLE-TR-56 along with the orbital fit are shown in Figure 1. The measurements listed in Table 1 include the offset $\Delta_{2003-2002}$, so that all measurements are referred to the 2002 frame.

The center-of-mass velocities derived for the three stars are $-24.579 \pm 0.045 \text{ km s}^{-1}$ (HD 179949), $-14.577 \pm 0.048 \text{ km s}^{-1}$ (HD 209458), and $-48.317 \pm 0.045 \text{ km s}^{-1}$ (OGLE-TR-56). For the latter object the difference compared to the value of -49.49 km s^{-1} by Konacki et al. (2003a) is due to differences in the reduction of the spectra (§2) and the increased number of observations in the present solution. The above center-of-mass velocities are on the reference frame of the templates used for the cross-correlations, which are calculated spectra. The errors given are strictly internal, and do not include contributions from uncertainties in the instrumental zero point (of the kind that lead to $\Delta_{2003-2002}$), or in the wavelength scale or other details of the model atmospheres that go into the calculation of the templates. The absolute accuracy of these velocities may be in error by several hundred m s^{-1} . Nevertheless, it may be of interest for future studies to refer the center-of-mass velocity of OGLE-TR-56 to some well-defined frame of reference. A comparison of our values for the two standards against the results by Nidever et al. (2002) gives systematic differences of 0.083 km s^{-1} (HD 179949) and 0.182 km s^{-1} (HD 209458), in the sense that our velocities are larger in both cases. The average offset is 0.132 km s^{-1} . Applying this correction to OGLE-TR-56 gives the value $-48.449 \text{ km s}^{-1}$ for its center-of-mass velocity, on the same scale as Nidever et al. (2002), with an estimated total uncertainty of approximately 100 m s^{-1} .

4. Spectral line bisectors

Following Konacki et al. (2003b) we used our new spectroscopic observations to re-examine the possibility that the velocity variations we measured for OGLE-TR-56 are not produced by a planet orbiting the star, but are instead the result of a blend scenario. In this case, small asymmetries in the spectral lines due to the presence of another star (e.g., the primary of an eclipsing binary in the background) can lead to spurious velocities as the second

set of lines moves back and forth in phase with the photometric period. We investigated this for each of our spectra by computing the line bisectors directly from the correlation functions (co-added over all orders), which are representative of the average line profile for the star. We then calculated the “bisector span” as the velocity difference between the bisectors at two different correlation levels. This can be used as a measure of the asymmetry of the lines (see, e.g., Santos et al. 2002).

In Figure 2 we show the bisector span for each of our spectra as a function of orbital phase. There is no significant correlation with phase, supporting the conclusion that the velocity variations we measured for the star are real.

5. Analysis of the light curve

Photometric observations of OGLE-TR-56 by the OGLE team have continued after its discovery in 2001, and now include 3 observing seasons (1113 measurements covering more than 600 cycles of the orbit). A total of 13 transits have been recorded. Additionally, small corrections for systematic errors in the photometry have recently been applied that improve the errors slightly⁶. We have used these new data to update the ephemeris and the light curve solution.

The re-analysis of the transit light curve was carried out with the tools developed by Mandel & Agol (2002). The stellar parameters (mass and radius) and the limb darkening coefficient in the I band, u_I , were adopted from Konacki et al. (2003a) and Sasselov (2003): $M_s = 1.04 \pm 0.05 M_\odot$, $R_s = 1.10 \pm 0.10 R_\odot$, $u_I = 0.56 \pm 0.06$. We solved for 5 parameters: the period, transit epoch, inclination angle, planet radius, and mean magnitude level. The number of degrees of freedom is 1108. Figure 3 shows a section of the χ^2 surface in the vicinity of the minimum, in the plane of planet radius vs. inclination angle. The best fit values are given in Table 2, and the RMS residual of the fit is 0.005 mag. Final errors in the derived parameters include the contribution from uncertainties in the adopted quantities for the star, as well as the mass of the planet. These were estimated from Monte Carlo simulations, and added quadratically to the statistical errors. The new ephemeris we derive, T (HJD) = 2,452,075.1046(17) + 1.2119189(59) $\times n$ (where n is the number of cycles since the transit epoch), is consistent with that given in footnote 6. The fit to the OGLE-III photometry is shown in Figure 4.

⁶See <http://bulge.princeton.edu/~ogle/ogle3/transits/ogle56.html>.

6. Discussion and conclusions

Our new radial velocity measurements for OGLE-TR-56 confirm the variations reported by Konacki et al. (2003a), and are consistent with the photometric ephemeris that was held fixed in the orbital solution. The semi-amplitude we derive using all the data available, $K = 265 \text{ m s}^{-1}$, is approximately 60% larger than the original discovery estimate ($K = 167 \text{ m s}^{-1}$), which was based on only 3 observations (with two free parameters). The significance of the determination is now much greater, as can be seen visually in Figure 1, and the errors are better characterized because of the increased number of observations. Consequently, the mass we derive is also larger: $M_p = 1.45 \pm 0.23 M_{\text{Jup}}$. The radius, $R_p = 1.23 \pm 0.16 R_{\text{Jup}}$, is similar to the initial determination. The reality of the velocity variations is confirmed from the lack of any significant correlation between the spectral line asymmetries (bisector spans) and orbital phase.

OGLE-TR-56b is roughly twice as massive as HD 209458b, and marginally smaller ($M_p = 0.69 \pm 0.02 M_{\text{Jup}}$, $R_p = 1.42_{-0.13}^{+0.12} R_{\text{Jup}}$; Cody & Sasselov 2002). Both planets appear to have radii that are larger than expected from theoretical cooling models that include a consistent treatment of irradiation by the parent star (see Figure 5). Given the uncertainties OGLE-TR-56b does not settle the issue, however, and calculations for the exact conditions of the planet are required (e.g., Baraffe et al. 2003; Burrows, Sudarsky & Hubbard 2003). Despite the difference in quality between the OGLE-III light curve for OGLE-TR-56 and the remarkable HST light curve for HD 209458 (Brown et al. 2001), the error in our radius determination is not much worse than that of Cody & Sasselov (2002). The reason for this is that the dominant contribution in both cases is the uncertainty in the stellar parameters, which are at the same level in both cases. Multicolor HST photometry for both HD 209458 and OGLE-TR-56 should improve the situation considerably.

We are grateful to A. Udalski and the OGLE team for their many generous contributions to this project. We also thank S. Kulkarni for support and K. Stanek for continuous encouragement. The data presented herein were obtained at the W. M. Keck Observatory, which is operated as a scientific partnership among the California Institute of Technology, the University of California and the National Aeronautics and Space Administration. The Observatory was made possible by the generous financial support of the W. M. Keck Foundation. G.T. acknowledges support from NASA’s Kepler mission. M.K. gratefully acknowledges the support of NASA through the Michelson fellowship program and partial support by the Polish Committee for Scientific Research, Grant No. 2P03D 001 22., and S.J. thanks the Miller Institute for Basic Research in Science at UC Berkeley for support through a research fellowship. This research has made use of the SIMBAD database, operated at CDS, Strasbourg,

France, and of NASA’s Astrophysics Data System Abstract Service.

REFERENCES

- Baraffe, I., Chabrier, G., Barman, T. S., Allard, F., & Hauschildt, P. H. 2003, *A&A*, 402, 701
- Barlow, T. 2002, MAKEE, MAuna Kea Echelle Extraction,
<http://spider.ipac.caltech.edu/staff/tab/makee/>
- Brown, T. M., Libbrecht, K. G., & Charbonneau, D. 2002, *PASP*, 114, 826
- Brown, T. M., Charbonneau, D., Gilliland, R. L., Noyes, R. W., & Burrows, A. 2001, *ApJ*, 552, 699
- Burrows, A., Sudarsky, D., & Hubbard, W. B. 2003, *ApJ*, 594, 545
- Charbonneau, D., Brown, T. M., Latham, D. W., & Mayor, M. 2000, *ApJ*, 529, L45
- Charbonneau, D., Brown, T. M., Noyes, R. W., & Gilliland, R. L. 2002, *ApJ*, 568, 377
- Cody, A. M., & Sasselov, D. D. 2002, *ApJ*, 569, 451
- Fortney, J. J., Sudarsky, D., Hubeny, I., Cooper, C. S., Hubbard, W. B., Burrows, A., & Lunine, J. I. 2003, *ApJ*, 589, 615
- Henry, G. W., Marcy, G. W., Butler, R. P., & Vogt, S. S. 2000, *ApJ*, 529, L4
- Konacki, M., Torres, G., Jha, S., & Sasselov, D. D. 2003a, *Nature*, 421, 507
- Konacki, M., Torres, G., Sasselov, D. D., & Jha, S. 2003b, *ApJ*, in press, astro-ph/0306542
- Kurtz, M. J., & Mink, D. J. 1998, *PASP*, 110, 934
- Mandel, K., & Agol, E. 2002, *ApJ*, 580, L171
- Marcy, G. W., & Butler, R. P. 1992, *PASP*, 104, 270
- Mazeh, T., Naef, D., Torres, G., Latham, D. W., Mayor, M., Beuzit, J., Brown, T. M., Buchhave, L., Burnet, M., Carney, B. W., Charbonneau, D., Drukier, G. A., Laird, J. B., Pepe, F., Perrier, C., Queloz, D., Santos, N. C., Sivan, J., Udry, S., & Zucker, S. 2000, *ApJ*, 532, L55
- Moutou, C., Coustenis, A., Schneider, J., Queloz, D., & Mayor, M. 2003, *A&A*, 404, 715

- Nidever, D. L., Marcy, G. W., Butler, R. P., Fischer, D. A., & Vogt, S. S. 2002, *ApJS*, 141, 503
- Richardson, L. J., Deming, D., Wiedemann, G., Goukenleuque, C., Steyert, D., Harrington, J., & Esposito, L. W. 2003, *ApJ*, 584, 1053
- Santos, N. C., Mayor, M., Naef, D., Pepe, F., Queloz, D., Udry, S., Burnet, M., Clausen, J. V., Helt, B. E., Olsen, E. H., & Pritchard, J. D. 2002, *A&A*, 392, 215
- Sasselov, D. D. 2003, *ApJ*, in press, astro-ph/0303403
- Tinney, C. G., Butler, R. P., Marcy, G. W., Jones, H. R. A., Penny, A. J., Vogt, S. S., Apps, K., & Henry, G. W. 2001, *ApJ*, 551, 507
- Udalski, A., Szewczyk, O., Żebruń, K., Pietrzyński, G., Szymański, M., Kubiak, M., Soszyński, I., & Wyrzykowski, L. 2002c, *Acta Astronomica*, 52, 317
- Udalski, A., Paczyński, B., Żebruń, K., Szymański, M., Kubiak, M., Soszyński, I., Szewczyk, O., Wyrzykowski, L., & Pietrzyński, G. 2002a, *Acta Astronomica*, 52, 1
- Udalski, A., Pietrzyński, G., Szymański, M., Kubiak, M., Żebruń, K., Soszyński, I., Szewczyk, O., & Wyrzykowski, L. 2003, astro-ph/0306444
- Udalski, A., Żebruń, K., Szymański, M., Kubiak, M., Soszyński, I., Szewczyk, O., Wyrzykowski, L., & Pietrzyński, G. 2002b, *Acta Astronomica*, 52, 115
- Vidal-Madjar, A., des Etangs, A. L., Désert, J.-M., Ballester, G. E., Ferlet, R., Hébrard, G., & Mayor, M. 2003, *Nature*, 422, 143
- Vogt, S. S. et al. 1994, *Proc. SPIE*, 2198, 362

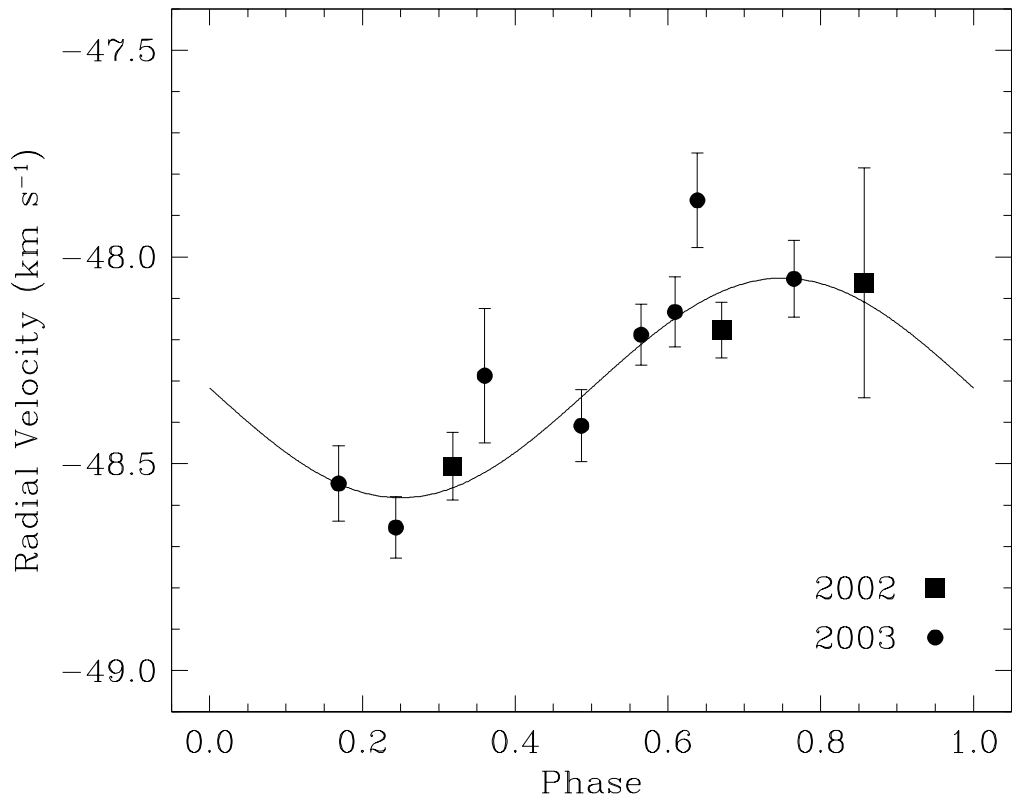


Fig. 1.— Radial velocity observations and fitted velocity curve for OGLE-TR-56, as a function of orbital phase (ephemeris from §5).

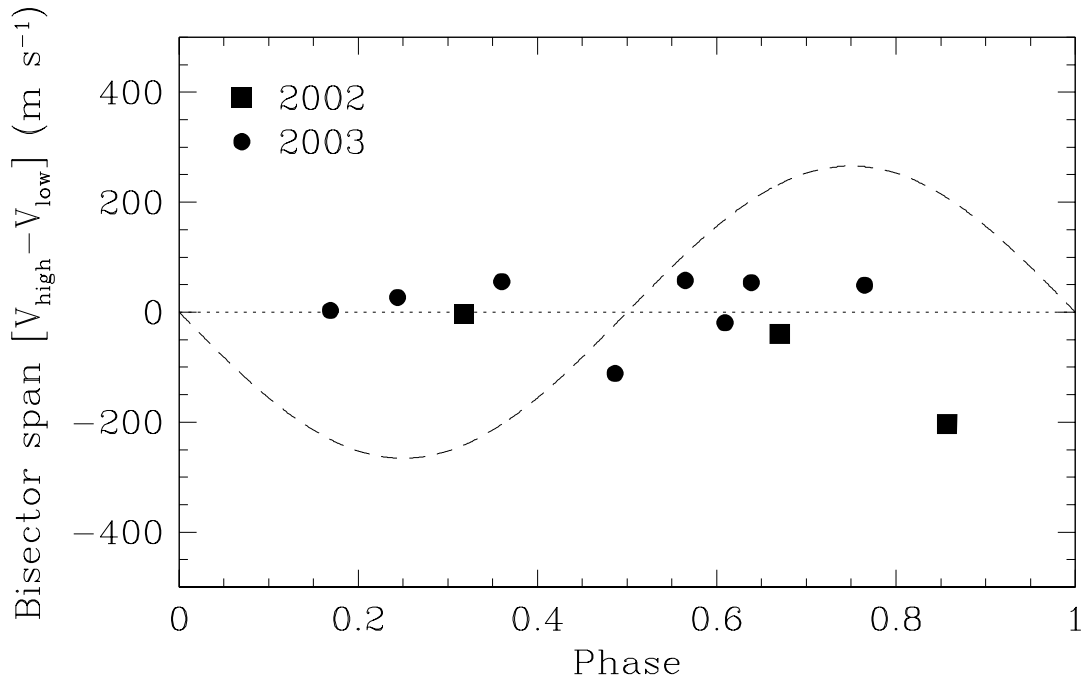


Fig. 2.— Bisector span used as a proxy for line asymmetry for each of our spectra of OGLE-TR-56, as a function of orbital phase (see text). Over-plotted for reference is the velocity curve from Fig. 1, which shows that there is no correlation of the asymmetries with phase.

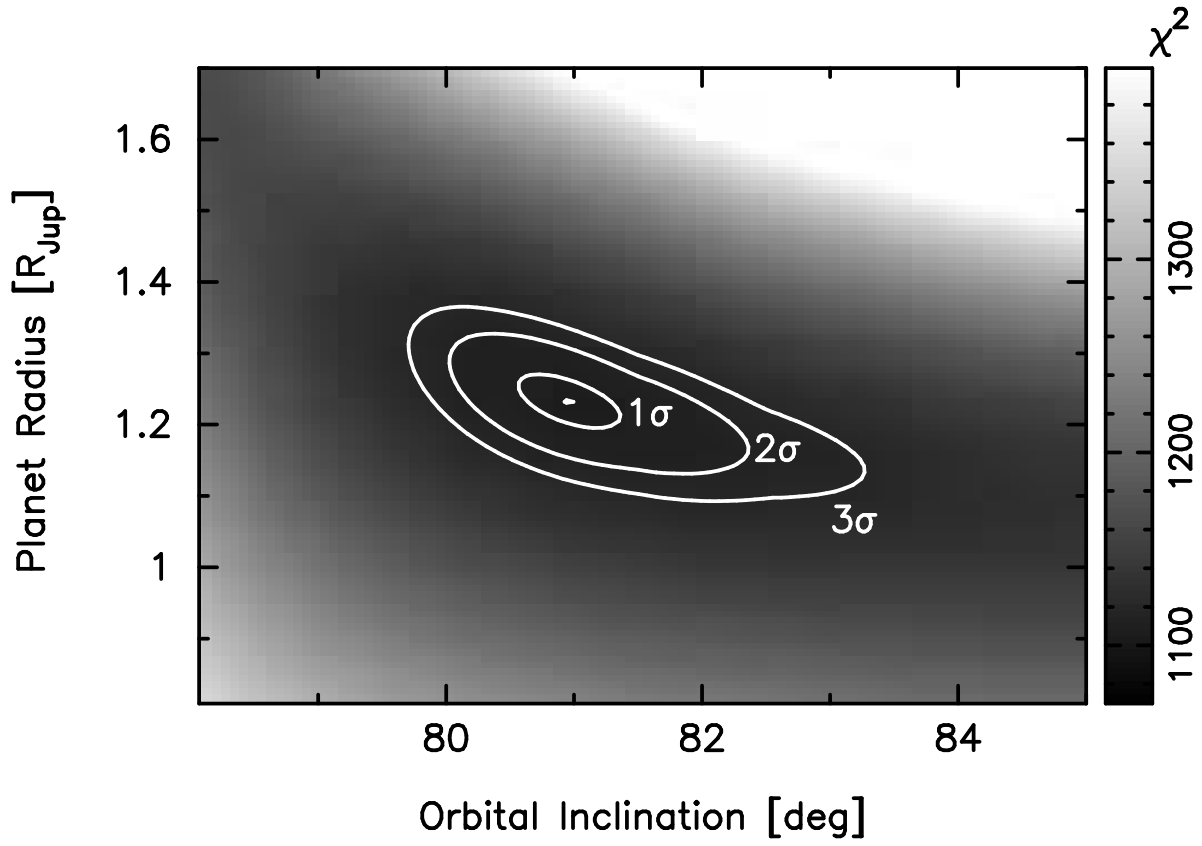


Fig. 3.— χ^2 surface corresponding to the light curve solution for OGLE-TR-56, in the plane of planet radius vs. orbital inclination. The number of degrees of freedom in the fit is 1108.

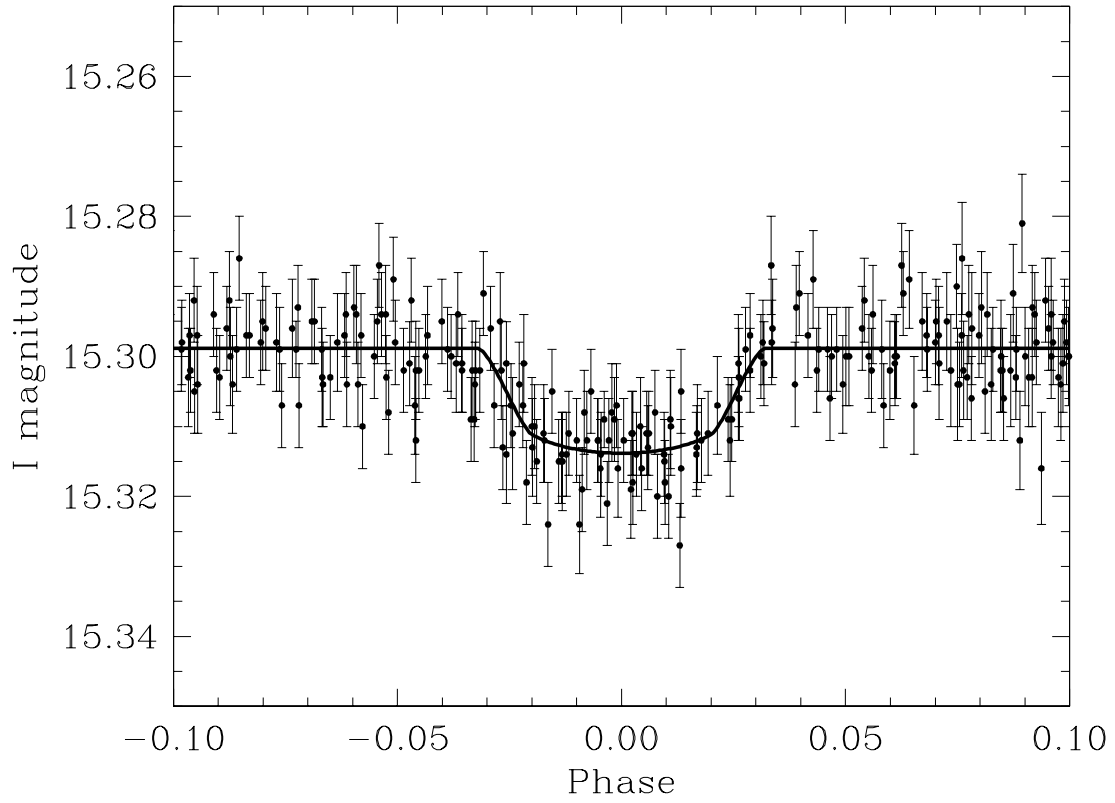


Fig. 4.— OGLE-III photometry for OGLE-TR-56, and our best fit transit light curve.

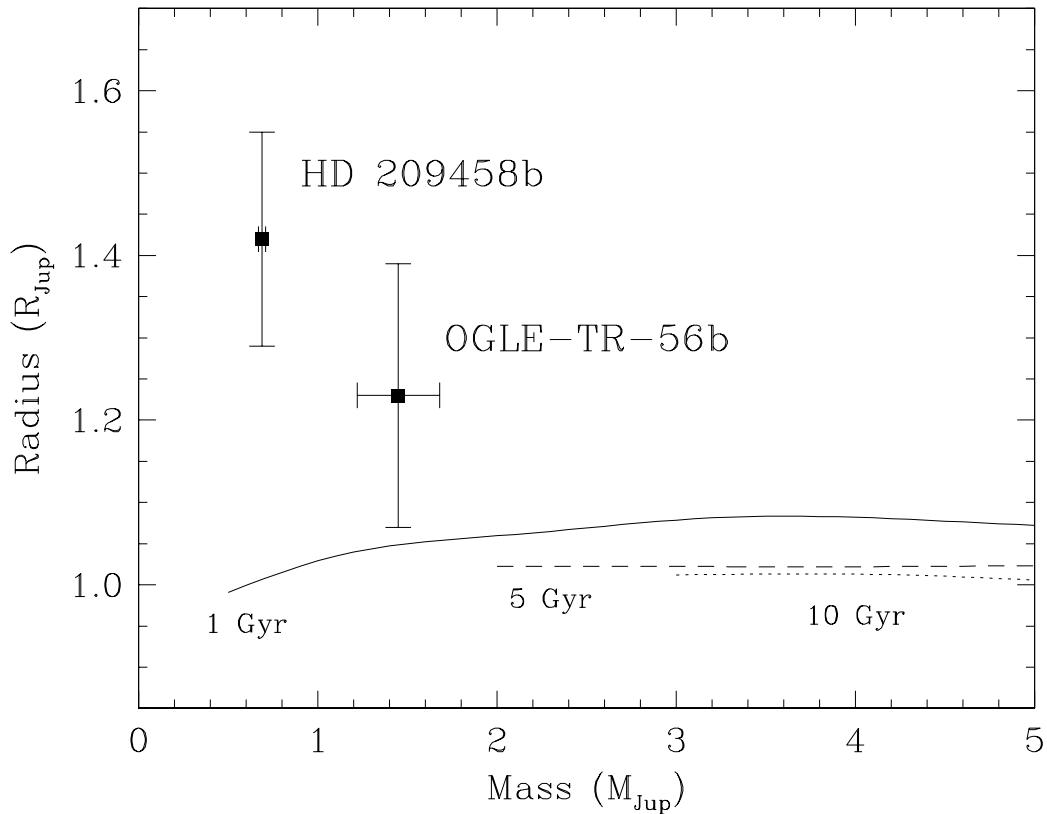


Fig. 5.— Mass-radius relation by Baraffe et al. (2003) for close-in giant planets, including the effect of heating by irradiation from the central star. The observed values for HD 209458b (Cody & Sasselov 2002) and OGLE-TR-56b (this paper) would appear to be inconsistent with these models at the 3–5 Gyr ages inferred for the two planets. However, given the uncertainties, OGLE-TR-56 is only moderately inconsistent. Note also that the models shown (computed specifically for HD 209458b) have less irradiation than needed for OGLE-TR-56b, which is twice as close to its parent star.

Table 1. Radial velocities measurements for OGLE-TR-56, in the barycentric frame.

HJD (2,400,000+)	Phase	Velocity ^a (km s ⁻¹)	Error ^b (km s ⁻¹)
52480.9239	0.8570	-48.062	0.278
52481.9095	0.6702	-48.177	0.067
52483.9068	0.3182	-48.506	0.082
52853.7474	0.4866	-48.408	0.087
52853.8960	0.6092	-48.133	0.085
52854.8062	0.3602	-48.287	0.163
52855.7863	0.1689	-48.548	0.091
52855.8772	0.2439	-48.654	0.074
52863.7802	0.7650	-48.053	0.093
52864.7497	0.5649	-48.188	0.074
52864.8389	0.6386	-47.863	0.114

^aIncludes a correction of -192 m s^{-1} to place the 2003 velocities on the same scale as the 2002 measurements (see text).

^bInternal errors have been scaled to provide a reduced χ^2 of unity in the orbital solution (see text).

Table 2. Parameters for OGLE-TR-56b.

Parameter	Value
Orbital period (days)	1.2119189 ± 0.0000059
Transit epoch (HJD–2,400,000)	52075.1046 ± 0.0017
Center-of-mass velocity (km s^{-1})	-48.317 ± 0.045
Eccentricity (fixed)	0
Velocity semi-amplitude (m s^{-1})	265 ± 38
Inclination angle (deg)	81.0 ± 2.2
Stellar mass (M_{\odot}) (adopted)	1.04 ± 0.05
Stellar radius (R_{\odot}) (adopted)	1.10 ± 0.10
Limb darkening coefficient (I band)	0.56 ± 0.06
Planet mass (M_{Jup})	1.45 ± 0.23
Planet radius (R_{Jup})	1.23 ± 0.16
Planet density (g cm^{-3})	1.0 ± 0.3
Semi-major axis (AU)	0.0225 ± 0.0004