

Contamination of cluster radio sources in the measurement of the thermal Sunyaev-Zel'dovich angular power spectrum

Wei Zhou and Xiang-Ping Wu

National Astronomical Observatories, Chinese Academy of Sciences, Beijing 100012, China

ABSTRACT

We present a quantitative estimate of the confusion of cluster radio halos and galaxies in the measurement of the angular power spectrum of the thermal Sunyaev-Zel'dovich (SZ) effect. To achieve the goal, we use a purely analytic approach to both radio sources and dark matter of clusters by incorporating empirical models and observational facts together with some theoretical considerations. It is shown that the correction of cluster radio halos and galaxies to the measurement of the thermal SZ angular power spectrum is no more than 20% at $l > 2000$ for observing frequencies $\nu > 30$ GHz. This eliminates the concern that the SZ measurement may be seriously contaminated by the existence of cluster radio sources.

Subject headings: cosmology: theory — diffuse radiation — radio continuum: general

1. Introduction

As a result of gravitationally driven shocks and compression, majority of the baryons in the most massive, collapsed objects in the universe such as groups and clusters of galaxies exist in the form of hot plasma with temperature of $10^7 - 10^8$ K. These hot baryons manifest themselves by strong diffuse X-ray sources in the sky within the framework of bremsstrahlung emission, which are directly detectable with current X-ray instruments. On the other hand, the hot electrons in the virialized massive dark halos also scatter the passing cosmic microwave background (CMB) photons, giving rise to a subtle change in the CMB spectrum, known as the Sunyaev-Zel'dovich (SZ) effect (Sunyaev & Zel'dovich 1972). Unlike the X-ray emission of the hot gas in massive halos, which shows a strong dependence on the detailed structures and enrichment history of the hot gas as well as the distances of the host halos from us, the SZ effect is completely determined by the total thermal energy of the gas intrinsic to the systems. Therefore, it is well suited for studies of distant, massive clusters,

which may provide a stringent constraint on cosmological parameters especially for the mean matter density Ω_M and the normalization of matter power spectrum σ_8 (e.g. Barbosa et al. 1996; Molnar, Birkinshaw & Mushotzky 2002; Komatsu & Seljak 2002). A more practical and powerful utilization of the SZ effect nowadays is perhaps to statistically measure the angular power spectrum of the SZ signals at various scales. This allows us to gain the weak SZ signals at high statistical significance levels without resolving individual groups and clusters. Indeed, recent detection of the excess power relative to primordial CMB anisotropy at arcminute scales has been attributed to the statistical signals of the thermal SZ effect (Dawson et al. 2001; Bond et al. 2003). A number of ongoing and future experiments will soon be able to provide a more robust measurement of the SZ angular power spectrum at high multipoles or small angular scales.

There are many other effects that should be corrected for before the SZ angular power spectrum is used for cosmological purposes. These include nongravitational effect on the distribution and evolution of the hot gas inside halos (da Silva et al. 2000, 2001; Seljak, Burwell & Pen 2001; Xue & Wu 2001; Holder & Carlstrom 2001; Zhang, Pen & Wang, 2002; Komatsu & Seljak 2002; Zhang & Wu 2003; etc.), possible asymmetric shape of dark halos (Cooray 2000; Lee & Suto 2003; Piffaretti, Jetzer & Schindler 2003), contaminations of radio point sources (Cooray et al. 1998; Lin, Chiueh & Wu 2002; Holder 2002; Rubinó-Martín & Sunyaev 2002), etc. Despite large uncertainties, many attempts have been made over the past few years towards the evaluation of these effects on the SZ cluster counts and angular power spectrum measurements. In this work, we will explore the contamination of radio sources in clusters in the measurement of the thermal SZ angular power spectrum, namely, cluster radio halos and galaxies.

In theory of hierarchical clustering, massive dark halos like clusters of galaxies form by gravitational aggregation of individual low-mass objects. Sub-halo mergers will generate a considerably large number of energetic electrons that can be accelerated by cluster magnetic fields over cluster regions, giving rise to the radio halos due to synchrotron emission (Buote 2001 and reference therein). Regardless of the debate on the acceleration mechanism for relativistic electrons in clusters, about 1/3 of nearby, rich clusters exhibit radio halos, and this fraction may increase with redshift if mergers were more frequent in the past (Enßlin & Röttgering 2002). Furthermore, there is a strong observational evidence that cluster radio halos show a morphology similar to the diffuse X-ray emission from the hot intracluster gas, and the corresponding radio power is correlated strongly with the X-ray luminosity and temperature of clusters (Liang et al. 2000; Govoni et al. 2001a,b). This enables one to estimate the distribution and evolution of cluster radio halos based on the well-determined X-ray properties of clusters. For example, one can easily derive the radio luminosity function of clusters at different wavebands and redshifts (Enßlin & Röttgering 2002). Together with the

radio surface brightness profiles of clusters motivated by empirical formula (e.g. β model) for the X-ray surface brightness distribution of clusters, one can estimate the radio background from the diffuse radio halos of clusters.

Existence of diffuse radio halos constitutes a major source of contaminations in the measurement of the thermal SZ effect toward clusters. Since radio halos always contribute a positive signal superimposed on the CMB sky, the decrements of the CMB signals due to the thermal SZ effect of the hot intracluster gas at low frequencies would be compensated, while the increments of the SZ signals at high frequencies will be correspondingly enhanced. The crossover point occurs at $\nu = 217$ GHz. Moreover, the amplitude of such a modification to the thermal SZ signals depends critically on observing frequencies. This arises because the radio flux of cluster halos as a result of synchrotron emission has a steep spectrum of roughly $S_\nu \propto \nu^{-1}$. Consequently, at very high frequencies the cluster radio halos may become hardly visible, and no modification to the SZ signals from the cluster radio halos is needed. However, with the decrease of observing frequencies the SZ decrements and the diffuse radio emission of cluster halos may appear to be comparable, and eventually the latter would become the dominant component in the microwave sky. This will lead to a nonnegligible correction to the SZ measurement (Enßlin 2002) especially in the central regions of clusters, because the radio emission is more centrally concentrated than the thermal SZ effect if the radio emission is assumed to follow the X-ray emission. Therefore, it deserves a close investigation of the influence of the cluster radio halos on the measurement of the SZ angular power spectrum.

Another source of contaminations in the SZ measurements is radio point sources, which include radio galaxies inside clusters and tracing large-scale structures of the universe. In a similar way to cluster radio halos, cluster radio galaxies also compensate the decrements of the thermal SZ intensity in the Rayleigh-Jeans region. On the other hand, the Poisson distribution and clustering of radio galaxies on large scales would enhance the radio fluctuations, resulting in a positive contribution to both primary CMB and SZ power spectra. The role of these field radio galaxies has been well addressed by several authors (e.g. Franceschini et al. 1989; Toffolatti et al. 1998), and the resulting contamination in the measurement of CMB anisotropies is found to be generally small or can be somehow removed. Nevertheless, a significant fraction of the SZ signals could be diluted by the unsubtracted radio sources inside clusters (Cooray et al. 1998; Lin, Chiueh & Wu 2002). Using a toy model of radio point source subtraction, in which a certain central region is removed from all clusters, Holder (2002) showed that the true SZ power at $l > 1000$ can be underestimated by as much as 30% at $\nu = 30$ GHz. A more realistic model for the radial distribution of radio galaxies in clusters is thus needed to refine this estimation.

In this paper, using a purely analytical approach, we perform a quantitative study of the

contamination of cluster radio halos and galaxies in the measurement of the angular power spectrum of the thermal SZ effect. It is hoped that such a study may clarify the issues of to what extent one has to take the correction of cluster radio sources into account in the cosmological applications of the thermal SZ angular power spectrum. Throughout the paper we will work with a flat cosmological model of $\Omega_M = 0.35$ and $\Omega_\Lambda = 0.65$.

2. Thermal SZ angular power spectrum

The change in CMB temperature T_{CMB} in direction $\boldsymbol{\theta}$ due to the thermal SZ effect of the hot electrons in massive clusters is simply

$$\frac{\Delta T(\boldsymbol{\theta})}{T_{\text{CMB}}} = g(x) y(\boldsymbol{\theta}); \quad (1)$$

$$y(\boldsymbol{\theta}) = \int n_e \sigma_T \left(\frac{kT_e}{m_e c^2} \right) d\chi; \quad (2)$$

$$g(x) = x \frac{e^x + 1}{e^x - 1} - 4, \quad (3)$$

where $x = h_p \nu / kT_{\text{CMB}}$, n_e and T_e are the number density and temperature of electrons in clusters, respectively, and the integral is performed along the line of sight χ . The angular power spectrum of the temperature fluctuation $\Delta T(\boldsymbol{\theta})/T_{\text{CMB}}$ can be separated into the Poisson term C_ℓ^P and the clustering term C_ℓ^C :

$$C_\ell = C_\ell^P + C_\ell^C. \quad (4)$$

Since the clustering term C_ℓ^C is several orders of magnitude smaller than the Poisson term C_ℓ^P at small angular scales $\ell \geq 1000$ where the SZ power becomes dominant in the CMB sky, we will neglect the contribution of source clustering to the SZ angular power spectrum. In the flat sky approximation, the Poisson term can be calculated by (e.g. Cole & Kaiser 1988)

$$C_\ell^P = g^2(x) \int dz \frac{d^2V}{dzd\Omega} \int dM \frac{d^2N(M, z)}{dM dV} |y_\ell(M, z)|^2, \quad (5)$$

in which $d^2V/dzd\Omega$ denotes the comoving volume per unit redshift and per steradian, and $y_\ell(M, z)$ is the Fourier transform of $y(\boldsymbol{\theta})$:

$$y_\ell = 2\pi \int y(\boldsymbol{\theta}) J_0(\ell\theta) \theta d\theta, \quad (6)$$

where J_0 is the Bessel function of zero order. We adopt the standard Press & Schechter (1974) formalism for the mass function of clusters

$$\frac{d^2N}{dM dV} = -\sqrt{\frac{2}{\pi}} \frac{\bar{\rho}}{M} \frac{\delta_c(z)}{\sigma^2(M)} \frac{d\sigma(M)}{dM} \exp\left(-\frac{\delta_c^2(z)}{2\sigma^2(M)}\right), \quad (7)$$

where $\bar{\rho}$ is the mean mass density of the universe, $\delta_c(z)$ is the linear over-density of spherical collapse that virialized at redshift z , and $\sigma(M)$ is the present rms mass fluctuation within the top-hat filter $M = 4\pi\bar{\rho}R^3/3$:

$$\sigma^2(M) = \frac{1}{2\pi^2} \int_0^\infty k^2 P(k) W^2(kR) dk, \quad (8)$$

in which $W(x) = 3(\sin x - x \cos x)/x^3$ is the Fourier representation of the window function. We parameterize the power spectrum of fluctuation $P(k) \propto k^{n_s} T^2(k)$, and take the fit given by Bardeen et al. (1986) for the transfer function of adiabatic CDM model $T(k)$ with the shape parameter $\Gamma = 0.21$. The primordial power spectrum is assumed to be the Harrison-Zel'dovich case $n_s = 1$. The amplitude in the power spectrum is fixed using the rms fluctuation on an $8 h^{-1}$ Mpc scale, σ_8 , which will be taken to be $\sigma_8 = 0.9$ in this study.

3. Contribution of cluster radio halos

3.1. Properties of cluster radio halos

Over the past few years, diffuse radio halos have been detected in a few tens of nearby, rich clusters. They often extend to a distance of ~ 1 Mpc from cluster centers, and have regular shape, low surface brightness and steep radio spectrum $S_\nu \propto \nu^{-1}$. Moreover, observations suggest that there is a tight correlation between the radio power $P_{1.4\text{GHz}}$ and the X-ray luminosity (L_X) of host clusters (Liang et al. 2000; Govoni et al. 2001b), which can be well described by the following fitting formula (Enßlin & Röttgering 2002)

$$P_{1.4\text{GHz}} = a_\nu 10^{24} h_{50}^{-2} \text{ Watt Hz}^{-1} \left(\frac{L_X}{10^{45} h_{50}^{-2} \text{ erg s}^{-1}} \right)^{b_\nu}, \quad (9)$$

in which $a_\nu = 2.78$, $b_\nu = 1.94$, and h_{50} is the present Hubble constant in units of $50 \text{ km s}^{-1} \text{ Mpc}^{-1}$. In order to set up a link between the X-ray luminosity and total mass of the cluster, we first employ the best-fit L_X - T relation of Xue & Wu (2000), based on the hitherto largest sample of nearby X-ray clusters,

$$\left(\frac{L_X}{10^{43} h_{50}^{-2} \text{ erg s}^{-1}} \right) = 10^{-0.032} \left(\frac{kT}{\text{keV}} \right)^{2.79}. \quad (10)$$

It has been shown that such an L_X - T relation exhibits no significant evolution at least out to $z \sim 0.8$ (Rosati, Borgani & Norman 2002 and references therein). We then convert the X-ray temperature into the total cluster mass using virial theorem (Bryan & Norman 1998):

$$\frac{kT}{kT^*} = \left(\frac{M}{10^{15} M_\odot} \right)^{2/3}, \quad (11)$$

in which

$$kT^* = 1.39 \text{ keV } f_{\text{T}} [h^2 \Delta_{\text{c}}(z) E^2(z)]^{1/3}, \quad (12)$$

h is the Hubble constant in units of $100 \text{ km s}^{-1} \text{ Mpc}^{-1}$, f_{T} is the normalization factor, which will be taken to be $f_{\text{T}} = 0.8$ in this work, and $\Delta_{\text{c}}(z)$ is the overdensity of the virialized dark halos with respect to the critical density of the universe at redshift z . Equivalently, one may also employ the empirical $L_{\text{X}}-M$ relation (Reiprich & Böhringer 1999) incorporating with a simple model of cosmic evolution for dark halos. Consequently, for a given halo of mass M one is able to estimate its radio power at 1.4 GHz through

$$P_{1.4\text{GHz}} = 3.17 \times 10^{20} h_{50}^{-2} \text{ Watt Hz}^{-1} \left(\frac{kT^*}{\text{keV}} \right)^{5.41} \left(\frac{M}{10^{15} M_{\odot}} \right)^{3.61}. \quad (13)$$

Radio observations indicate that cluster radio halos usually have a steep power index, which is also well motivated by synchrotron emission process. We adopt a spectral power index of $\alpha = 0.8$ (e.g. Giovannini et al. 1993) to convert the radio power at 1.4 GHz to the radio emission at other wavelengths.

Furthermore, several observations have also revealed a similarity of the radio and X-ray morphologies in clusters (Deiss et al. 1997; Liang et al. 2000; Govoni et al. 2001a; Feretti et al. 2001). This enables us to model the radio surface brightness of clusters using the empirical fitting formula for X-ray surface brightness profile, i.e., the β model,

$$\Delta I_{\text{RH}}(r) = \Delta I_{\text{RH0}} \left(1 + \frac{r^2}{r_{\text{c}}^2} \right)^{-3\beta+0.5}, \quad (14)$$

in which the normalization factor can be determined by the total radio power P_{λ} at a given wavelength λ . Meanwhile, the electron number density in clusters follows

$$n_{\text{e}}(r) = n_{\text{e0}} \left(1 + \frac{r^2}{r_{\text{c}}^2} \right)^{-3\beta/2}. \quad (15)$$

Here we introduce the universal baryon fraction $f_{\text{b}} = \Omega_{\text{b}}/\Omega_{\text{M}}$ to fix the central electron density n_{e0} : $f_{\text{b}} = M_{\text{gas}}/M$, where M_{gas} is the total gas mass within r_{vir} . The gaseous halo (also the radio halo) is truncated at the virial radius r_{vir} defined by

$$M = \frac{4\pi}{3} r_{\text{vir}}^3 \Delta_{\text{c}}(z) \rho_{\text{c}}(z), \quad (16)$$

where $\rho_{\text{c}}(z)$ is the critical mass density of the universe at z . We adopt a constant value of $2/3$ for the β parameter, and assume that the core radius r_{c} of gas distribution is proportional to the size of the host halo: $r_{\text{c}} \propto r_{\text{vir}}$. We specify the proportionality constant such that $r_{\text{c}} = 0.15 h^{-1} \text{ Mpc}$ for a massive cluster of $M = 10^{15} h^{-1} M_{\odot}$ at $z = 0$ (cf. Komatsu & Kitayama 1999).

Finally, radio halos are preferentially found in clusters that demonstrate violent mergers and substructures, which provide an accelerating mechanism for the relativistic particles responsible for radio emission (e.g. Buote 2001). Yet, the fraction of clusters that possess giant radio halos is still uncertain. Following Enßlin & Röttgering (2002), we adopt a constant radio halo fraction of $f_{\text{RH}} = 1/3$. Nevertheless, we will also demonstrate the result for a fraction of unity for comparison. Recall that cluster mergers may occur more frequently in the past than at the present.

3.2. Modification to the SZ angular power spectrum

In the Rayleigh-Jeans region, the presence of radio halos can dilute the thermal SZ signals towards clusters. The significance of the effect depends critically on working frequencies. Recall that radio emission of clusters has a steep power spectrum of $\alpha \approx 0.8$. At very low frequencies, the decrements of the CMB temperature due to the SZ effect could be completely compensated (Enßlin 2002) by cluster radio halos. Here we demonstrate the radio halo contamination using an observing frequency of $\nu = 30$ GHz. The change in the CMB temperature is related to the intensity fluctuations by

$$\frac{\Delta T}{T_{\text{CMB}}} = \frac{(e^x - 1)^2 \Delta I}{x^4 e^x I_0}, \quad (17)$$

where $I_0 = 2(kT_{\text{CMB}})^3/(h_p c)^2$. ΔI is composed of two components, the thermal SZ signals ΔI_{SZ} and the cluster radio surface brightness ΔI_{RH} ,

$$\Delta I = \Delta I_{\text{SZ}} + \Delta I_{\text{RH}}, \quad (18)$$

or equivalently, we can separated the temperature fluctuation into

$$\frac{\Delta T}{T_{\text{CMB}}} = \frac{\Delta T_{\text{SZ}}}{T_{\text{CMB}}} + \frac{\Delta T_{\text{RH}}}{T_{\text{CMB}}}. \quad (19)$$

If the fraction of cluster radio halos is f_{RH} , then the observed SZ power spectrum at small angular scales is

$$C_\ell = \int dz \frac{d^2 V}{dz d\Omega} \int dM \frac{d^2 N(M, z)}{dM dV} [(1 - f_{\text{RH}})|g(x)y_\ell(M, z)|^2 + f_{\text{RH}}|y'_\ell(M, z)|^2], \quad (20)$$

where $y'_\ell(M, z)$ is the Fourier transform of $(\Delta T_{\text{SZ}} + \Delta T_{\text{RH}})/T_{\text{CMB}}$.

In order to highlight the effect of cluster radio halos on the SZ angular power spectrum, we demonstrate in Figure 1 the relative correction to the thermal SZ angular power spectrum

$|\Delta C_\ell|/C_\ell$, along with the contributions of clusters in different redshift ranges. At $1000 \lesssim \ell \lesssim 8000$, the radio halo contamination in the SZ angular power spectrum arises mainly from clusters at $0.1 < z < 0.5$. High-redshift clusters come into effect only at very small angular scales $\ell > 10^4$, while large angular scales are dominated by low-redshift clusters. In Figure 2 we show the contributions of cluster radio halos with different cluster masses to the thermal SZ angular power spectrum. At large angular scales below $\ell \approx 500$, the radio contamination is governed by nearby, massive clusters, which can be easily removed from the SZ map because of their rarity. At smaller angular scales beyond $\ell = 1000$, the contamination arises mainly from moderately rich clusters at higher redshifts $z > 0.2$. Contributions from poor clusters and groups of masses less than $2 \times 10^{14} M_\odot$ are negligible because of the absence of radio halos in these systems. To provide a quantitative illustration of the modifications due to cluster radio halos, we list in Table 1 the relative corrections $|\Delta C_\ell|/C_\ell$ for a set of ℓ evaluated by Equation (20), assuming the radio halo fractions of $f_{\text{RH}} = 1/3$ and $f_{\text{RH}} = 1$, respectively. We have also shown in Table 1 how our estimates are affected by the uncertainties associated with the measurements of radio power, X-ray luminosities and total masses of clusters. To do this, we simply vary the radio power P_λ , X-ray luminosity L_X and normalization factor f_T in the virial theorem by 20%, 20% and 30%, respectively, which are roughly representative of the uncertainties in current determinations of these quantities. It turns out that the modifications to the thermal SZ angular power spectrum from cluster radio halos are only minor, and the maximum correction is no more than 13% for $\ell > 2000$ even in the extreme case of where $f_{\text{RH}} = 1$ and $f_T = 1$. Major uncertainty in our calculation arises from the mass estimate of clusters characterized by the normalization factor f_T , which could differ by a factor of ~ 2 among different simulations and observations (e.g. Bryan & Norman 1998; Huterer & White 2002).

Table 1: Relative corrections to the SZ angular power spectrum from cluster radio halos

f_{RH}	$\ell = 2000$	$\ell = 3000$	$\ell = 4000$	$\ell = 5000$
1/3	$1.15^{+0.09+0.11+3.10}_{-0.14-0.29-1.03}\%$ *	$0.84^{+0.08+0.11+2.18}_{-0.12-0.23-0.81}\%$	$0.69^{+0.07+0.11+1.48}_{-0.11-0.21-0.70}\%$	$0.58^{+0.07+0.12+0.93}_{-0.10-0.20-0.63}\%$
1	$3.77^{+0.26+0.34+8.64}_{-0.43-0.88-3.09}\%$	$2.92^{+0.23+0.32+5.78}_{-0.36-0.71-2.45}\%$	$2.46^{+0.22+0.34+3.64}_{-0.32-0.64-2.11}\%$	$2.26^{+0.22+0.36+2.01}_{-0.30-0.59-1.89}\%$

* Listed in order are uncertainties arising from 20%, 20% and 30% variations in radio power,

X-ray luminosity and mass estimate of clusters, respectively.

4. Contribution of cluster radio galaxies

4.1. Distribution of cluster radio galaxies

A critical issue in the estimate of confusion of cluster radio galaxies in the measurement of the SZ angular power spectrum is to properly handle the distribution of cluster radio galaxies. This includes the luminosity function and radial profile of radio galaxies in clusters. We adopt the univariate radio luminosity function given by Ledlow & Owen (1996), based on a statistical complete sample of 188 radio galaxies in Abell clusters within $z = 0.09$ and at $\nu = 1.4$ GHz. The univariate radio luminosity function $f_{1.4\text{GHz}}$ can be well fitted by a broken power law

$$\log f_{1.4\text{GHz}} = \log \frac{dN_{\text{radio}}/d\log P_{1.4\text{GHz}}}{N_{\text{gal}}(0.3r_{\text{Abell}})} = a + b \log P_{1.4\text{GHz}}, \quad (21)$$

where $N_{\text{gal}}(0.3r_{\text{Abell}})$ is the total number of galaxies brighter than $R = -20.5$ within 0.3 Abell radius of the cluster center, and (a, b) are proportionality constants with $(-0.150, 1.766)$ and $(-1.433, 33.667)$ for $P_{1.4\text{GHz}} < 10^{24.8} \text{ W Hz}^{-1}$ and $P_{1.4\text{GHz}} > 10^{24.8} \text{ W Hz}^{-1}$, respectively. In order to convert the above radio luminosity function at $\nu = 1.4$ GHz into the ones (f_ν) at other frequencies, we use the spectral index distribution fitted by Lin, Chiueh, & Wu (2002) for a sample of 64 radio sources in 56 clusters observed by Cooray et al. (1998), in which the mean spectral index is $\alpha = 0.71$. This allows us to take the dispersion of spectral index into account. The luminosity-weighted cluster radio luminosity function takes the form of

$$\log (P_\nu f_\nu) = \begin{cases} C_1(\nu) + \gamma_1(\nu) \log P_\nu; & \log P < \log P_b \\ C_2(\nu) + \gamma_2(\nu) \log P_\nu; & \log P > \log P_b \end{cases}, \quad (22)$$

where

$$\begin{aligned} C_1(\nu) &= 2.68 - 0.95e^{-0.015\nu} \\ \gamma_1(\nu) &= 0.85e^{-0.0027\nu} + 1.49 \times 10^{-3}\nu \\ C_2(\nu) &= 30.42 + 3.29e^{-0.025\nu} \\ \gamma_2(\nu) &= -0.43e^{-0.0022\nu} - 6.14 \times 10^{-4}\nu, \end{aligned} \quad (23)$$

and the break power P_b has a weak dependence on frequency: $\log P_b(\nu) = 23.86 - 0.00396\nu$.

We assume that the number density profile of galaxies in clusters follows the King model

$$n_{\text{gal}}(r) = n_{\text{gal}}(0) \left(1 + \frac{r^2}{r_c^2}\right)^{-3/2}. \quad (24)$$

The surface number density is thus $\Sigma_{\text{gal}}(r) = \int n_{\text{gal}}(r) d\chi$. A good approximation of the core radius is $r_c = 0.1r_{\text{vir}}$. In order to fix the central density $n_{\text{gal}}(0)$, we introduce the so-called halo

occupation distribution, $N_{\text{gal}}(M) = \int n_{\text{gal}}(r)4\pi r^2 dr$. We adopt the best fit analytic formulae of Sheth & Diaferio (2001) for the spiral [$N_{\text{gal,S}}(M)$] and elliptical [$N_{\text{gal,E}}(M)$] galaxies based on the GIF simulations (Kauffmann et al. 1999):

$$\begin{aligned} N_{\text{gal,S}}(M) &= (M/M_S)^{\alpha_S} + 0.5e^{-4[\log(M/10^{11.75}M_\odot)]^2} \\ N_{\text{gal,E}}(M) &= (M/M_E)^{\alpha_E} e^{-(2 \times 10^{11} M_\odot/M)^2} \\ N_{\text{gal}}(M) &= N_{\text{gal,S}}(M) + N_{\text{gal,E}}(M), \end{aligned} \quad (25)$$

where $M_S = 7 \times 10^{13} h^{-1} M_\odot$, $\alpha_S = 0.9$, $M_E = 3 \times 10^{12} h^{-1} M_\odot$, and $\alpha_E = 0.75$.

Another parameter we need to fix before we proceed to our numerical calculation is $N_{\text{gal}}(0.3r_{\text{Abell}})$, the galaxies brighter than $R = -20.5$ within 0.3 Abell radius r_{Abell} . Instead of evaluating $N_{\text{gal}}(0.3r_{\text{Abell}})$ directly, we turn to the fraction of galaxies with absolute magnitude brighter than $R_{\text{limit}} = -20.5$, f_{gal} . This can be achieved by employing the luminosity functions of galaxies in clusters, Φ_S and Φ_E . We adopt the best fit Schechter forms in the r^* band for early and late type galaxies derived from the Sloan Digital Sky Survey (Goto et al. 2002). The best fit parameters in Goto et al. (2002) are based on galaxies within $0.75 h_{0.7}^{-1}$ Mpc, which is only slightly larger than $0.3r_{\text{Abell}}$. We convert the r^* magnitude to the standard Johnson-Morgan-Cousins system using $r^* = R + 0.16(V - R) + 0.13$ (Fukugita et al. 1996) and then assign the colors to early and late type galaxies according to the tabulated values given by Fukugita, Shimasaku & Ichikawa (1995). Moreover, we choose a lower magnitude cutoff of $R_{\text{cut}} = -18.5$ to guarantee the validity of the above adopted halo occupation distribution equation (25) which accounts for galaxies brighter than $V = -17.7 + 5 \log h$. Taking all these factors into account, we have

$$f_{\text{gal}} = \frac{\int_{r_{\text{S,limit}}^*}^{\infty} \Phi_S(r^*) dr^* + \int_{r_{\text{E,limit}}^*}^{\infty} \Phi_E(r^*) dr^*}{\int_{r_{\text{S,cut}}^*}^{\infty} \Phi_S(r^*) dr^* + \int_{r_{\text{E,cut}}^*}^{\infty} \Phi_E(r^*) dr^*}. \quad (26)$$

The total radio power of all galaxies in a cluster can be obtained by extrapolating the radio luminosity function of Ledlow & Owen (1996) determined with $0.3r_{\text{Abell}}$ to the whole cluster region out to virial radius, which yields

$$\begin{aligned} P_{\text{tot},\nu} &= f_{\text{gal}} \left[\frac{N_{\text{gal}}(M)}{N_{\text{gal}}(0.3r_{\text{Abell}})} \right] \int P_\nu (dN_{\text{radio}}/d \log P_\nu) d \log P_\nu \\ &= f_{\text{gal}} N_{\text{gal}}(M) \int P_\nu f_\nu d \log P_\nu. \end{aligned} \quad (27)$$

The total surface brightness of all radio galaxies measured at frequency ν in direction θ toward a cluster of mass M and redshift z is thus

$$\Delta I_{\text{RG}}(\theta) = \left[\frac{\Sigma_{\text{gal}}(\theta) D_A^2(z)}{N_{\text{gal}}(M)} \right] \left[\frac{(1+z) P_{\text{tot},\nu}}{4\pi D_L^2(z)} \right]$$

$$= \frac{\Sigma_{\text{gal}}(\boldsymbol{\theta})f_{\text{gal}} \int P_{\nu}f_{\nu}d\log P_{\nu}}{4\pi(1+z)^3}, \quad (28)$$

where D_A and D_L are the angular diameter distance and luminosity distance to the cluster, respectively. This adds to the SZ signals such that the observed radio intensity is $\Delta I = \Delta I_{\text{SZ}} + \Delta I_{\text{RG}}$. The corresponding angular power spectrum reads

$$C_{\ell} = \int dz \frac{d^2V}{dzd\Omega} \int dM \frac{d^2N(M, z)}{dMdV} |y_{\ell}''(M, z)|^2, \quad (29)$$

where $y_{\ell}''(M, z)$ is the Fourier transform of $(\Delta T_{\text{SZ}} + \Delta T_{\text{RG}})/T_{\text{CMB}}$, and the temperature fluctuation ΔT_{RG} is related to ΔI_{RG} following equation (17).

4.2. Modification to the SZ angular power spectrum

In a similar way to Figure 1, we plot in Figure 3 the relative corrections to the SZ angular power spectrum $|\Delta C_{\ell}|/C_{\ell}$ because of the presence of radio galaxies in clusters, together with the contributions of cluster radio galaxies in different redshift ranges. At $l > 1000$, the distant radio galaxies at $z > 0.2$, which could be regarded as the unresolved radio sources, dominate the correction term. We list in Table 2 the relative corrections for a set of small scales, together with the uncertainties corresponding to 20% variation of the radio luminosity function. It turns out that the confusion of unresolved radio galaxies in clusters in the measurement of the thermal SZ effect is less than 7.5% on all scales beyond $l > 2000$. This is somewhat smaller than the estimate (30%) of Holder (2002), who evaluated the effect of radio point sources by removing a certain central region ($\sim 1'$) from all clusters. The latter could simultaneously lead to an underestimate of the thermal SZ effect in the centers of all clusters especially for high-redshift clusters.

Table 2: Relative corrections to the SZ angular power spectrum from cluster radio galaxies

redshift	$\ell = 2000$	$\ell = 3000$	$\ell = 4000$	$\ell = 5000$
$0.2 < z < 5$	$4.39^{+0.86\%}_{-0.88\%}$	$4.63^{+0.90\%}_{-0.92\%}$	$4.69^{+0.90\%}_{-0.92\%}$	$4.69^{+0.89\%}_{-0.92\%}$
$0 < z < 5$	$6.47^{+1.07\%}_{-1.16\%}$	$5.80^{+0.97\%}_{-1.05\%}$	$5.41^{+0.91\%}_{-0.98\%}$	$5.16^{+0.87\%}_{-0.94\%}$

5. Conclusions

Contamination of radio sources has been a major concern in the measurement of thermal SZ effect, which include radio halos and galaxies of clusters, and clustering of radio galaxies tracing large-scale structures of the universe. The latter comes into effect only on large angular scales and appears to be relatively small as compared with the thermal SZ effect (Toffolatti et al. 1998). We have thus concentrated in this paper on the role of cluster radio halos and galaxies. The effect of cluster radio halos on the measurement of the SZ angular power spectrum has previously remained unknown, while the confusion of the cluster radio galaxies has been recently shown to be very significant (Holder 2002). Using an analytic model for both radio sources and dark matter of clusters, we have performed a quantitative analysis of the extent to which cluster radio halos and galaxies may contaminate the measurement of thermal SZ angular power spectrum. We have found that while the cluster radio sources can indeed cause some confusion in the measurement of SZ angular power spectrum, the relative correction $|\Delta C_l|/C_l$ is well within 20% at $l > 2000$ for an observing frequency of $\nu = 30$ GHz. The modification becomes even smaller for high-frequency observations. We thus conclude that there is probably no need to take the confusion of cluster radio sources into account in the thermal SZ measurement, if our observing frequencies are chosen to be $\nu > 30$ GHz, unless the thermal SZ power spectrum is used for the purpose of precision cosmology.

We gratefully acknowledge Torsten Enßlin for useful discussion and help, and an anonymous referee for useful suggestions. This work was supported by the National Science Foundation of China, under Grant No. 10233040, and the Ministry of Science and Technology of China, under Grant No. NKBRSF G19990754.

REFERENCES

- Barbosa, D., Bartlett, J. G., Blanchard, A., & Oukbir, J. 1996, *A&A*, 314, 13
- Bardeen, J. M., Bond, J. R., Kaiser, N., & Szalay, A. S. 1986, *ApJ*, 304, 15
- Bond, J. R., et al. 2003, *ApJ*, in press (astro-ph/0205386)
- Buote, D. A. 2001, *ApJ*, 553, L15
- Bryan, G. L., & Norman, M. L. 1998, *ApJ*, 495, 80
- Carlberg, R. G., et al. 1996, *ApJ*, 462, 32
- Cole, S., & Kaiser, N. 1988, *MNRAS*, 233, 637
- Condon, J. J., et al. 1998, *AJ*, 115, 1693
- Cooray, A. R. 2000, *MNRAS*, 313, 783
- Cooray, A. R., et al. 1998, *AJ*, 115, 1388
- Cooray, A., & Melchiorri, A. 2002, *Phys. Rev. D*, 66, 083001
- da Silva, A. C., Barbosa, D., Liddle, A. R., & Thomas, P. A. 2000, *MNRAS*, 317, 37
- da Silva, A. C., et al. 2001, *ApJ*, 561, L15
- David, L. P., et al. 1993, *ApJ*, 412, 479
- Dawson, K. S., et al. 2001, *ApJ*, 553, L1
- Deiss, B. M., Reich, W., Lesch, H., & Wielebinski, R. 1997, *A&A*, 321, 55
- Dunlop, J. S., & Peacock, J. A. 1990, *MNRAS*, 247, 19
- Enßlin, A. T., & Röttgering, H. 2002, *A&A*, 396, 83
- Enßlin, A. T. 2002, *A&A*, 396, 17
- Feretti, L. 1999, in *The Universe at Low Radio Frequencies*, IAU Symp. 199 (astro-ph/0006379)
- Feretti, L., Fusco-Femiano, R., Giovannini, G., & Govoni, F. 2001, *A&A*, 373, 106
- Franceschini, A., Toffolatti, L., Danese, L., & de Zotti, G. 1989, *ApJ*, 344, 35
- Fukugita, M., Shimasaku, K., & Ichikawa, T. 1995, *PASP*, 107, 945
- Giovannini, G., et al. 1993, *ApJ*, 406, 399
- Goto, T., et al. 2002, *PASJ*, 54, 515
- Govoni, F., Enßlin, T. A., Feretti, L., & Giovannini, G. 2001a, *A&A*, 369, 441
- Govoni, F., et al. 2001b, *A&A*, 376, 803

- Herbig, T., & Readhead, A. C. S. 1992, *ApJS*, 81, 83
- Holder, G. P. 2002, *ApJ*, 580, 36
- Holder, G. P., & Carlstrom, J. E. 2001, *ApJ*, 558, 515
- Huterer, D., & White, M. 2002, *ApJ*, 578, L95
- Kauffmann, G., Colberg, J. M., Diaferio, A., & White, S. D. M. 1999, *MNRAS*, 303, 188
- King, I. R. 1962, *AJ*, 67, 471
- Komatsu, E., & Kitayama, T. 1999, *ApJ*, 526, L1
- Komatsu, E., & Seljak, U. 2002, *MNRAS*, 336, 1256
- Ledlow, M. J., & Owen, F. N. 1996, *AJ*, 112, 9
- Lee, J., & Suto, Y. 2003, *ApJ*, 585, 151
- Liang, H., Hunstead, R. W., Birkinshaw, M., & Andreani, P. 2000, *ApJ*, 544, 686
- Lin, H., Chiueh, T., & Wu, X.-P. 2002, preprint (astro-ph/0202174)
- Loeb, A., & Refregier, A. 1997, *ApJ*, 476, L59
- Mason, B. S., et al. 2003, *ApJ*, in press (astro-ph/0205384)
- Molnar, S. M., Birkinshaw, M., & Mushotzky, R. F. 2002, *ApJ*, 570, 1
- Mushotzky, R. F., & Scharf, C. A. 1997, *ApJ*, 482, L13
- Padin, S., et al. 2001, *ApJ*, 549, L1
- Piffaretti, R., Jetzer, P., & Schindler, S. 2003, *A&A*, 398, 41
- Pointecouteau, E., et al. 2001, *ApJ*, 552, 42
- Press, W. H., & Schechter, P. 1974, *ApJ*, 187, 425
- Reiprich, T. H. & Böhringer, H. 1999, *A&A*, 320, 296
- Rosati, P., Borgani, S., & Norman, C. 2002, *ARA&A*, 40, 539
- Rubiño-Martín, J. A., & Sunyaev, R. A. 2002, *MNRAS*, submitted (astro-ph/0211430)
- Seljak, U., Burwell, J., & Pen, U.-L. 2001, *Phys. Rev. D*, 63, 063001
- Sheth, R. K., & Diaferio, A. 2001, *MNRAS*, 322, 901
- Slee, O. B., Roy, A. L., & Andernach, H. 1996, *Australian J. Phys.*, 49, 977
- Sunyaev, R. A., & Zel'dovich, Y. B. 1972, *Comm. Astrophys. Space Phys.*, 4, 173
- Toffolatti, L., et al. 1998, *MNRAS*, 297, 117
- White, S. D. M., Navarro, J. F., Evrard, A. E., & Frenk, C. S. 1993, *Nature*, 336, 429

Xue, Y.-J., & Wu, X.-P. 2000, ApJ, 538, 65

Xue, Y.-J., & Wu, X.-P. 2001, ApJ, 552, 452

Zhang, P., Pen, U.-L., & Wang, B. 2002, ApJ, 577, 555

Zhang, Y.-Y., & Wu, X.-P. 2003, ApJ, 583, 529

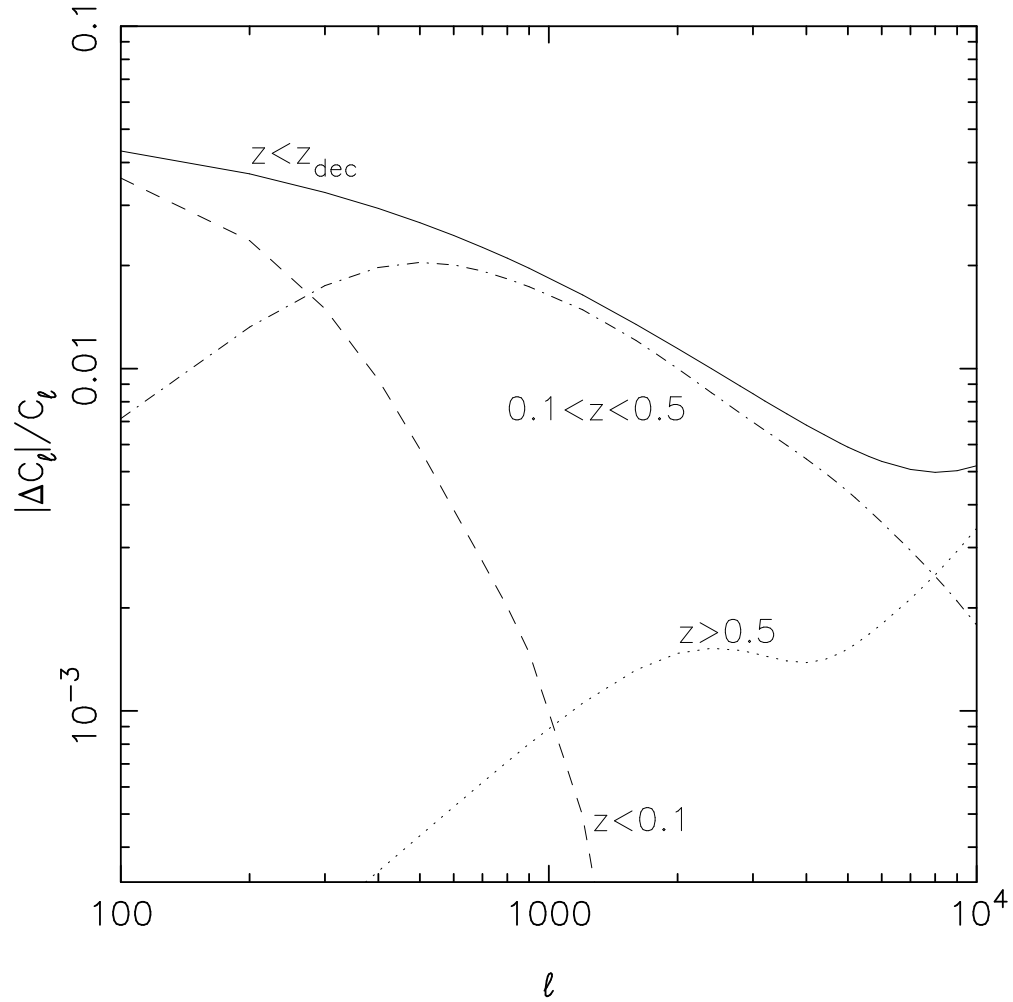


Fig. 1.— Relative corrections of cluster radio halos to the thermal SZ angular power spectrum evaluated at $\nu = 30$ GHz and for $f_{\text{RH}} = 1/3$ (solid line). Contribution of clusters in different redshift ranges are also shown.

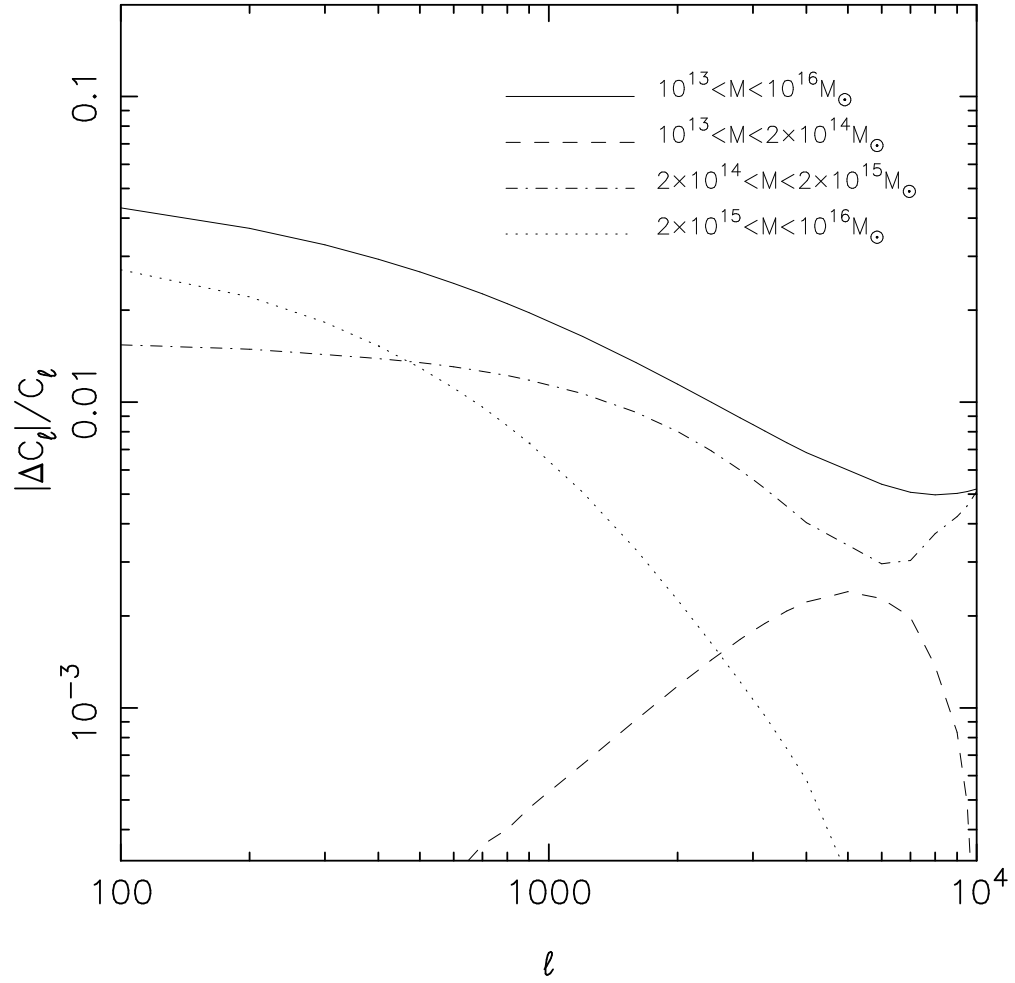


Fig. 2.— The same as in Fig.1 but for different cluster mass ranges.

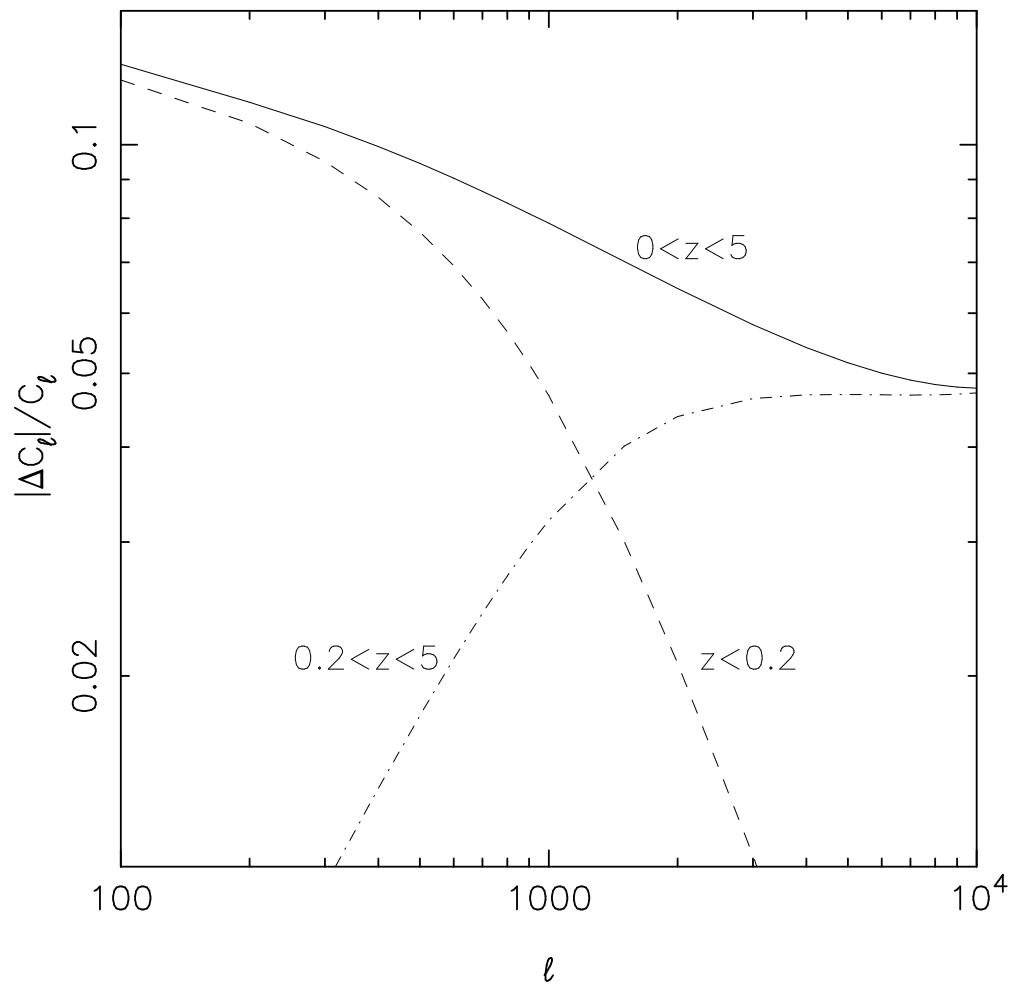


Fig. 3.— The same as in Fig.1 but for cluster radio galaxies.