

A multicolor CCD photometric study of the open clusters NGC 2866, Pismis 19, Westerlund 2, ESO96-SC04, NGC 5617 and NGC 6204^{*}

Giovanni Carraro¹ and Ulisse Munari²

¹*Dipartimento di Astronomia, Università di Padova, Vicolo dell'Osservatorio 2, I-35122 Padova, Italy (giovanni.carraro@unipd.it)*

²*INAF - Osservatorio Astronomico di Padova, Sede di Asiago, I-36012 Asiago (VI), Italy (munari@pd.astro.it)*

Submitted: July 2003

ABSTRACT

Accurate and deep *BVI* CCD photometry is presented for the core regions of six southern compact open clusters (supplemented in one case by *U* and *R* bands). These clusters generally have only scanty photometric data published, in some case only photoelectric or photographic. Together with adoption of modern reference isochrones, this has allowed us to derive improved values for their distance, reddening, age and main sequence morphology.

Key words: stars: evolution - Hertzsprung-Russell (HR) diagram - open clusters and associations: general.

1 INTRODUCTION

In this paper we present new CCD multicolor photometry for the compact southern open clusters NGC 2866, Pismis 19, Westerlund 2, ESO96-SC04, NGC 5617 and NGC 6204, aiming at deriving updated estimates of their fundamental parameters. The basic parameters of the clusters are summarized in Table 1. This study is part of a survey of southern open clusters conducted by us at the South African Astronomical Observatory (SAAO) in 1992. Other 11 young open clusters observed during the same survey have been already investigated by Munari & Carraro (1995, 1996a), Munari et al. (1998), Barbon et al. (2000) and Sagar et al. (2001).

All clusters considered in this paper have already received some attention in the literature. Nonetheless, here and there uncertainties remain because of limited number of measured members, or bright limiting magnitude, or absence of profile CCD photometry in crowded areas or uncertain data calibration. This paper intends to offer high quality photometry of the program cluster and an homogeneous derivation of basic parameters using the most recent family of isochrones.

The layout of the paper is as follows. In Sect. 2 we briefly summarize the present knowledge of the clusters under investigation; Sects. 3 and 4 illustrate the observations and data reduction strategies, respectively, whereas Sect 5 is devoted to the detailed comparison of our photometry with previous ones. Sect 6 present our results on a cluster by cluster basis,

and, finally, Sect. 7 briefly summarizes the content of the paper.

2 PREVIOUS INVESTIGATIONS

NGC 2866. This is a compact, young and poorly populated cluster. It was firstly studied by Vogt & Moffat (1973, hereafter VM73) who obtained *UBV* photoelectric photometry of the four brightest stars. Later Clariá (1979, hereafter Cl79) provided *UBV* photoelectric photometry of 23 stars, from which the cluster turned out to have a reddening $E_{B-V} = 0.66 \pm 0.02$ and a distance of 2.6 ± 0.2 kpc. No precise estimates are available for its age, only the suggestion it is probably too old to be a spiral arm indicator.

Pismis 19. This is an intermediate age open cluster. CCD photometry has been obtained by Phelps et al. (1994, hereafter Ph94) in *VI* and by Piatti et al. (1998a, hereafter Pt98a) in *BVI*. The latter provide also integrated spectra. They estimated the reddening in the direction of Pismis 19 to be $E_{B-V} = 1.45 \pm 0.10$, and a 2.40 ± 0.88 kpc cluster distance. They also derived a 1.0 ± 0.2 Gyr age and (from the integrated spectra) $[\text{Fe}/\text{H}] = -0.1$ metallicity.

Westerlund 2. This is a very young cluster, embedded in nebulosity. Vogt & Moffat (1975, hereafter VM75) firstly obtained *UBV* photoelectric photometry for 9 stars in this cluster. Later on Moffat et al. (1991, hereafter Mf91) got *UBV* CCD photometry of 220 stars, deriving a distance of about 8 kpc. The cluster was found to exhibit a high differential reddening. In addition spectral classification for 7 stars was reported, one being a new identified WN7 Wolf

^{*} Based on observations obtained with the telescopes of the South African Astronomical Observatory.

Rayet star which implies for the cluster a very young age. Finally, Piatti et al. (1998b, hereafter Pt98b) obtained integrated spectra, from which they derived an age of 2-3 Myr, and an absorption $A_V = 5$ mag. Interestingly, they revised the cluster distance, shortening it to 5.7 ± 0.3 kpc.

ESO96-SC04. This is a faint cluster of intermediate age. It has been observed by Ph94 and Carraro et al. (1995, hereafter Ca95) who both obtained *BV* CCD photometry. The latter derived a distance of 11.8 kpc, a reddening $E_B - V = 0.75$ mag and an age somewhat less than 1 Gyr.

NGC 5617. Photoelectric photometry for 30 stars has been obtained by Moffat & Vogt (1975, hereafter MV75), who derived $E_{B-V} = 0.52 \pm 0.03$, and a distance of 1.34 kpc from the Sun. Subsequently, the cluster was studied by Haug (1978, hereafter Ha78), who carried out photoelectric and photographic photometry, found a similar reddening, and a longer 1.82 kpc distance. CCD *UBV* photometry has been reported by Kjeldsen & Frandsen (1991, hereafter KF91), who found a smaller reddening $E_{B-V} = 0.48 \pm 0.02$, a larger distance 2.05 ± 0.2 kpc, and an age of 70 Myr age.

NGC 6204. This cluster was studied by Moffat & Vogt (1973, hereafter MV73), who obtained $E_{B-V} = 0.39$, and distance of 0.81 kpc from *UBV* photometry of 13 stars. Somewhat different results are found by KF91, who placed the cluster at 1.2 ± 0.15 kpc and suggest a reddening $E_{B-V} = 0.45 \pm 0.03$ and an age of 0.22 Gyr. More recently, new photoelectric photometry was carried out by Forbes & Short (1996, hereafter FS96), who reported a reddening $E_{B-V} = 0.51 \pm 0.07$, the same KS91 distance and an age of 125 ± 25 Myr.

3 OBSERVATIONS

The observations were carried out between June 4 and 6, and on July 13, 1992, in the Cousins *UBVRI* photometric system, using an RCA SID53612 thinned CCD detector at the $f/15.8$ Cassegrain focus of the 1.0-m Elizabeth Telescope at the South Africa Astronomical Observatory (SAAO), Sutherland. A $30 \mu\text{m}$ square pixel of the 320×512 CCD corresponded to 0.388 arcsec and the entire chip covered a field of 2.1×3.3 arcmin² on the sky. The read-out noise for the system was 73 electrons pixel⁻¹, while the number of electrons per ADU was 11. The photometric quality of the sky was monitored using an off-axis photoelectric photometer that continuously measures a bright, non-variable star located close to the field imaged on the CCD. The 4 nights were of good photometric quality with seeing ranging between 1.2 and 2.2 arcsec. Table 2 lists the log of our observations. Prior to each exposure, a 330-ms pre-flash was given to avoid charge transfer problems. Before that the CCD chip was quickly cleaned 50 times and read once. Every hour a 33-s pre-flash was acquired to obtain a pre-flash pattern. It was found to be extremely stable with scatter resulting only from photon statistics. Flat-field exposures were made of the twilight sky. Dark current frames were secured in night-time dark conditions.

About 40 E- and F-region standards covering a range in brightness ($7.9 \leq V \leq 10.3$) as well as in color ($0.01 \leq (V - I) \leq 2.4$) were observed for calibration purposes. The actual timings of the CCD camera shutter was monitored

Table 2. Journal of observations. N denotes the number of stars measured in the different passbands.

cluster	band	exposure (sec)	date (1992)	N
NGC 2866	<i>B</i>	60,60,180,900	Jun 5	377
	<i>V</i>	60,60,90,600	"	377
	<i>I</i>	60,60,60,600,600	"	330
Pismis 19	<i>B</i>	900,900	Jun 4	372
	<i>V</i>	600	"	372
	<i>I</i>	600	"	370
Westerlund 2	<i>U</i>	965	Jun 5	90
	<i>B</i>	180,180,600,900	"	139
	<i>V</i>	60,180,180,600	"	351
	<i>R</i>	60,60,180	"	282
ESO 96-SC04	<i>I</i>	60,60,180,900	"	281
	<i>B</i>	60,60,1200	Jun 6	890
	<i>V</i>	60,60,900,900	"	890
	<i>I</i>	60,60,900	"	860
NGC 5617	<i>B</i>	90,140,600	Jul 13	100
	<i>V</i>	30,60,400	"	140
	<i>I</i>	60,90,600	"	140
NGC 6204	<i>B</i>	120,240,400	Jul 13	50
	<i>V</i>	30,60,300	"	75
	<i>I</i>	30,180,300	"	101

by a series of LEP-PSD couples that accurately record the *effective* exposure time to 10ms precision, thus permitting the use of bright photometric standards from the E and F regions. Typically every 1-1.5 hr, we observed one red and one blue standard star at small airmass and one red and one blue standard at large airmass in order to have several independent determinations of the primary and secondary coefficients during the night, as well as system color equations. They were found to be quite constant during the observing run. The excellent photometric quality of the sky and the small values of airmass at which the observations have been done ensure the accuracy of the data here presented.

4 REDUCTION

The data were reduced using the computing facilities available at the Astronomy Department of the University of Padova, Italy and at the European Southern Observatory in Garching, Germany, with initial data processing performed in the usual way via IRAF[†] directly at SAAO in Cape Town. Stellar magnitudes were obtained by using the DAOPHOT software (Stetson 1987, 1992), and following processing and conversion of the raw instrumental magnitudes into those of the standard photometric system were done using procedures outlined by Stetson (1992). Several stars brighter than

[†] IRAF is distributed by the National Optical Astronomy Observatories, which is operated by the Association of Universities for Research in Astronomy, Inc., under contract to the National Science Foundation.

Table 1. Basic parameters of the program clusters. Coordinates are for the J2000.0 equinox.

name	IAU	OCL	other	Trumpler class	α (hh:mm:ss)	δ (° : ' : ")	l °	b °
NGC 2866	C0920-509	744	Pismis 13	I2m:b	09:22:07	-51:06:06	273.12	-0.76
Pismis 19	C1426-607	921		IIr:b	14:30:42	-60:59:00	314.68	-0.40
Westerlund 2	C1022-575	807	VdB 95	IV1 p n:b	10:24:02	-57:45:30	284.27	-0.33
ESO 96-SC04					13:15:09	-65:55:51	305.35	-3.17
NGC 5617	C1426-605	919	VdB 159	I2r	14:29:48	-60:43:00	314.68	-0.11
NGC 6204	C1642-469	982	VdB 196	I3m:b	16:46:08	-47:00:44	338.56	-1.03

Table 3. Average photometric coefficients obtained during June 4–6 and July 13, 1992.

Filter	Ref. Color	zp	γ	k
<i>June 4-6, 1992</i>				
<i>U</i>	$(U - B)$	18.11±0.02	0.020±0.010	0.46±0.02
<i>B</i>	$(B - V)$	20.27±0.01	0.082±0.015	0.27±0.02
<i>V</i>	$(B - V)$	20.31±0.01	-0.025±0.014	0.12±0.02
<i>R</i>	$(V - R)$	20.56±0.01	0.018±0.020	0.09±0.02
<i>I</i>	$(V - I)$	19.69±0.01	0.045±0.015	0.06±0.02
<i>July 13, 1992</i>				
<i>B</i>	$(B - V)$	20.33±0.01	0.002±0.005	0.27±0.02
<i>V</i>	$(B - V)$	20.11±0.01	-0.015±0.011	0.12±0.02
<i>I</i>	$(V - I)$	17.21±0.01	0.005±0.015	0.06±0.02

Table 4. Global photometric r.m.s. errors as function of the magnitude in the given band.

mag	σ_U	σ_B	σ_V	σ_R	σ_I
9–11	0.04	0.03	0.03	0.03	0.03
11–13	0.04	0.03	0.03	0.03	0.03
13–15	0.04	0.03	0.03	0.03	0.03
15–17	0.05	0.03	0.03	0.03	0.03
17–19	0.08	0.03	0.04	0.04	0.05
19–20	-	0.04	0.05	0.07	0.09
20–21	-	0.07	0.09	0.15	0.22

$V \approx 10.5$ mag could not be measured because they saturated even on the shortest cluster and field regions frames.

In deriving the color equations for the CCD system and evaluating the zero-points (zp), we have used nightly values of atmospheric extinction coefficients. The color equation for the CCD system are derived by performing aperture photometry on the photometric standards. By fitting least-squares linear regressions in the observed aperture magnitudes as a function of the standard photometric indices, we obtained the color equation listed in Table 3, where γ_i is the color term and k_i the extinction coefficients, M_i and m_i the calibrated and instrumental magnitudes, zp_i the zero points and z the airmass:

$$M_i = m_i + zp_i + \gamma_i(M_i - M_j) - k_i z \quad (1)$$

We estimated global r.m.s. errors following the expression

given in Patat and Carraro (2001, Eq. A3), and the results are shown in Table 4.

Complete photometric data for the stars observed in the 6 program clusters are given in electronic form only. They are made available also via the WEBDA database[‡] maintained by J.-C. Mermilliod. Astrometric coordinates to J2000 are provided for all observed stars, as obtained by astrometric calibration of recorded frames against local USNO-A2.0 stars.

5 COMPARISON WITH PREVIOUS PHOTOMETRY

All program clusters have some photometry already available in literature, and a comparison is in order assess the accuracy and evaluate the agreement of the datasets as well as to compare completeness and photometric band coverage. The comparisons in this section are always in the sense *our* data minus *literature* data.

NGC 2866. We have observed 377 stars, in *BVI*, down to $V=22$ mag. Only scanty, photoelectric photometry is available in literature for this cluster. VM73 have measured 4 stars (in *UBV* bands) brighter than 13 mag, and for the 3 stars in common with us it is:

$$\Delta V = 0.030 \pm 0.026$$

$$\Delta(B - V) = 0.021 \pm 0.008$$

Cl79 measured 23 stars brighter than 16 mag, and for the 19 in common with us it is

$$\Delta V = 0.058 \pm 0.114$$

$$\Delta(B - V) = -0.028 \pm 0.039$$

The large dispersion in ΔV seems caused by field stars contaminating Cl79 photometry in the core of the cluster, where he used a relatively large diaphragm (7.6 arcsec).

Pismis 19. We have observed 372 stars, in *BVI*, down to $V=21$ mag. *BVI* CCD photometry has been presented by Pt98a and *VI* CCD one by Ph94. For the 250 stars in common with Pt98a it is:

$$\Delta V = 0.010 \pm 0.016$$

$$\Delta(B - V) = 0.011 \pm 0.008$$

$$\Delta(V - I) = -0.009 \pm 0.009$$

[‡] <http://obswww.unige.ch/webda/navigation.html>

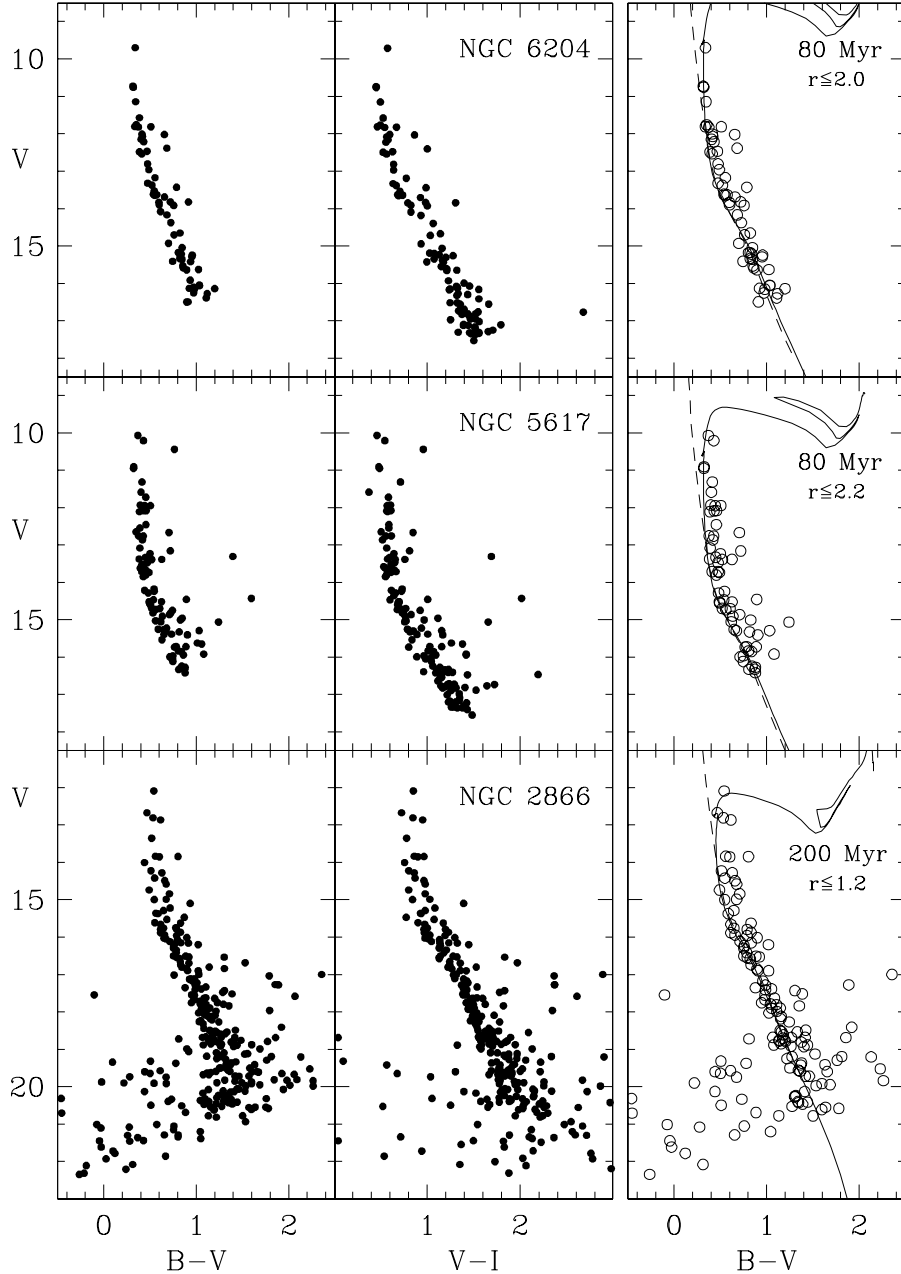


Figure 1. CMDs of the stars in the field of NGC 6204, NGC 5617 and NGC 2866. **Left panels:** all the stars in the V vs $(B-V)$ diagrams. **Central panels:** all the stars in the V vs $(V-I)$ diagrams. **Right panels:** Stars lying within r arcmin from the cluster center (indicated for each cluster). The dashed line is the empirical ZAMS from Schmidt-Kaler (1982), whereas the solid lines are isochrones from Girardi et al.(2000) for the solar metallicity and the indicated age.

and for the 200 in common with Ph94 it is:

$$\begin{aligned}\Delta V &= -0.041 \pm 0.037 \\ \Delta(V-I) &= -0.020 \pm 0.087\end{aligned}$$

Westerlund 2. We have obtained $UBVRI$ photometry for ~ 300 stars, down to 19 mag in V . Photoelectric photometry has been presented by VM75 for 10 stars and CCD photometry of 89 stars by Mf91, calibrated on the 8 stars in common with VM75, spanning however a quite limited range in color. Mf91 report that they find insignificant slopes for the color equations, and therefore they have not color corrected

their photometry. Actually, the color term is not negligible, and comparison of their and our (color-corrected) U band photometry for the 28 stars in common yields:

$$\Delta U = 0.076 \times (U - B) - 0.214$$

Similar problems were encountered previously (Munari and Carraro 1995) when comparing our $UBVRI$ photometry of Bochum 2 with the CCD one by Turbide and Moffat (1993) that used MV75 photoelectric photometry as local calibrators. In that case too, as kindly pointed out by A.F.J.Moffat in a private communication, the CCD photometry was not color corrected. For these reasons we here refrain from com-

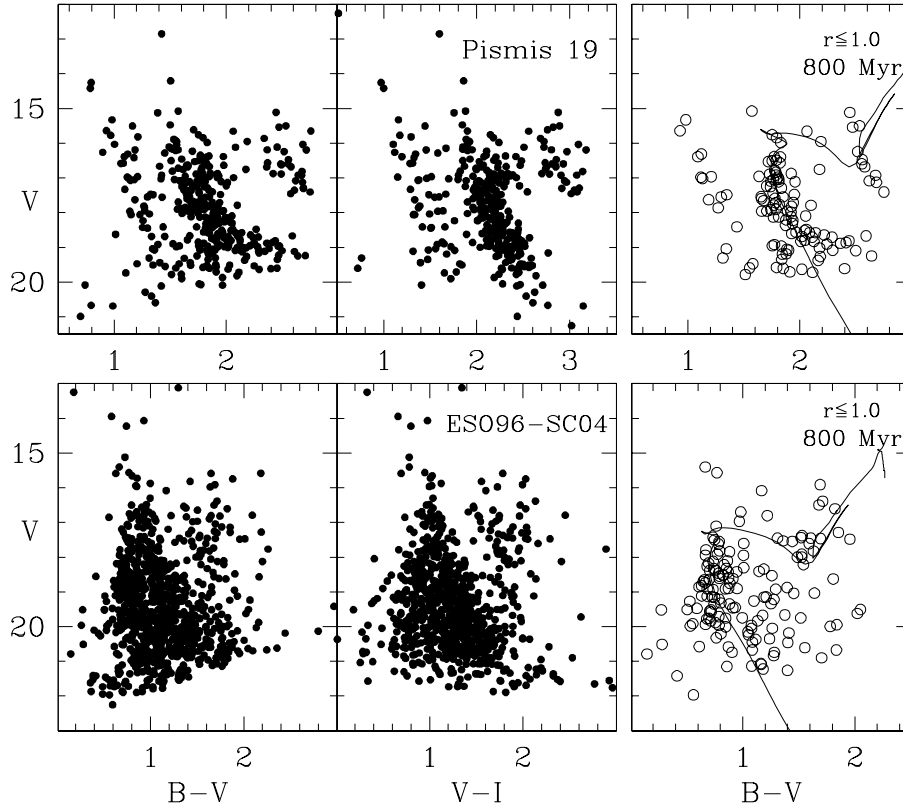


Figure 2. Similar to Figure 1, for the clusters Pismis 19 and ESO96-SC04.

parison with Mf91 photometry of Westerlund 2.

ESO 96-SC04. We have observed 890 stars, in *BVI*, down to $V=22$ mag. Ph94 presents *BVI* CCD observations of this cluster, which has been used by Ca95 to calibrate their own *BV* photometry. Our *BVI* photometry extends ~ 1 mag fainter than Ph94, while Ca95 photometry is about ~ 1 mag deeper than ours. The comparison with the 600 stars in common with Ph94 yields:

$$\begin{aligned}\Delta V &= -0.098 \pm 0.049 \\ \Delta(B - V) &= -0.053 \pm 0.080\end{aligned}$$

NGC 5617. We have obtained *BVI* photometry for 140 stars, down to 17.5 mag in *V*. Ha78 gives photoelectric *UBV* photometry of 20 stars, used to calibrate photographic *UBV* photometry of 377 star brighter than 15 mag in *V*. For the 12 un-blended stars in common with our photometry, the comparison gives:

$$\begin{aligned}\Delta V &= 0.069 \pm 0.033 \\ \Delta(B - V) &= 0.049 \pm 0.031\end{aligned}$$

UBV and Gunn-*r* CCD photometry is presented by KF91. The comparison with our photometry for the 59 stars in common gives:

$$\begin{aligned}\Delta V &= -0.054 \pm 0.027 \\ \Delta(B - V) &= -0.002 \pm 0.003\end{aligned}$$

NGC 6204. We have obtained *BVI* photometry for ~ 75 stars, down to 17.5 mag in *V*. *UBV* and Gunn-*r* CCD photometry is presented by KF91. The comparison for the 45

stars in common provides:

$$\begin{aligned}\Delta V &= -0.041 \pm 0.020 \\ \Delta(B - V) &= -0.003 \pm 0.005\end{aligned}$$

The mean deviation of our photometry from the cited references is:

$$\Delta V = -0.009 \pm 0.017 \quad (2)$$

$$\Delta(B - V) = -0.006 \pm 0.009 \quad (3)$$

which is very small and well within the error of the mean. This confirms previous findings (cf. Munari & Carraro 1995, 1996, Munari et al. 1998, Barbon et al. 2000, Sagar et al. 2001) that the *UBVRI* photometry of open clusters that we secured during the 1992 observing runs with the SAAO 1.0m telescope is accurate and well placed on the international absolute scale.

6 RESULTS

The main parameters for each cluster were adopted the following way:

The reddening of Westerlund 2, for which our photometry includes the *U* band, has been derived via the standard *Q*-method. For all the other clusters, for which we obtained only *BVI* photometry, the reddening has been obtained from the distribution of member stars on the *B-I*, *B-V* plane. As discussed in Munari & Carraro (1996b, hereafter MC96), the linear fit to the main sequence on such a plane

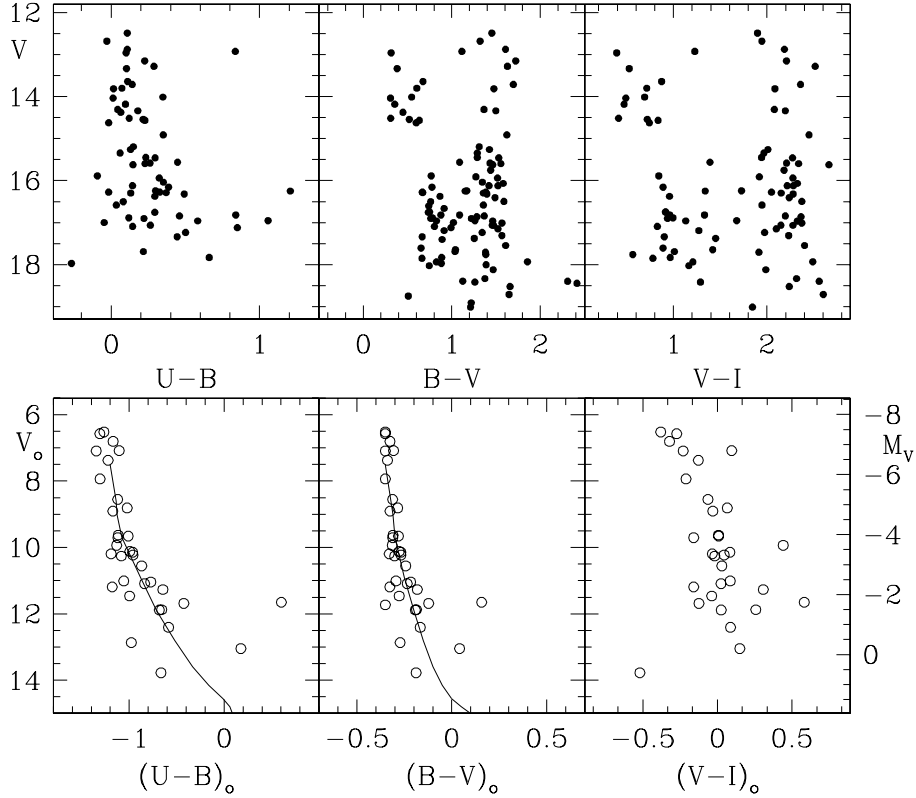


Figure 3. Observed CMD diagrams for all stars in the Westerlund 2 field (top panels) and color-corrected ones for the stars represented by open squares in Figure 4 (lower panels), the differentially and highly reddened members of the cluster.

$$(B - I) = Q + 2.25 \times (B - V) \quad (4)$$

can be expressed in terms of E_{B-V} as

$$E_{B-V} = \frac{Q - 0.014}{0.159} \quad (5)$$

for a standard $R_V = 3.1$ extinction law and stars in the color range $-0.23 \leq (B - V)_o \leq +1.30$.

Distances and ages of the program clusters have been derived by fitting the observed CMDs with isochrones from the Padova group (Girardi et al. 2000). The fit provides an estimate of the reddening too, which has always been very close to that obtained with the MC96 method just outlined. The fit to theoretical isochrones has been performed by eye, paying particular attention to the shape of the MS, the position of the brightest MS stars, the turn-off point and the location of evolved stars, if present.

The theoretical isochrones are available for a wide range of metallicities. We have adopted for all clusters those with a solar value because we lacked firm photometric or spectroscopic determinations of metallicities of individual clusters, and this information is missing in literature too. The effect of metallicity has been frequently considered in literature: increasing it shifts the isochrones fitting toward older ages, larger distances and smaller reddening.

The results are finally summarized in Table 5, where the basic parameters are listed together with their uncertainties. The latter correspond to the shift allowed to isochrone fitting before a mismatch is clearly perceived by eye inspection.

6.1 NGC 2866

Cl79 has derived for this cluster $E_{B-V} = 0.66 \pm 0.02$, with no marked evidence of differential reddening. Our CMDs presented in Figure 1 shows however a certain breath of the cluster main sequence (MS) suggesting some $\Delta E_{B-V} \sim 0.1$ mag. Applying to our photometry the method by Munari and Carraro (1996b) to derive the reddening from *BVI* photometry of cluster MS stars, we obtain $E_{B-V} = 0.68 \pm 0.10$. The result is close to what found by Cl79, with a larger error due to our deeper and wider field photometry that increases the chance of contamination of the observed cluster ZAMS by field stars.

Cl79, while not providing an estimate of the age, argued that NGC 2866 is too old to be considered a spiral arm indicator. From ZAMS and the isochrone fitting in Figure 1, a distance of 2.6 ± 3 kpc can be inferred, in fine agreement with similar findings by Cl79, and ruling out the much shorter distance of 1.2 kpc proposed by VM73 on the base of photoelectric photometry of 4 stars. The isochrone fitting indicates an age of 200 Myr.

6.2 Pismis 19

Pt98a have estimated $E_{B-V} = 1.45 \pm 0.10$, 1.1 ± 0.3 Gyr age and 2.2 ± 0.6 kpc distance for this cluster.

Following the same approach for NGC 2866, our reddening estimate from *BVI* photometry is $E_{B-V} = 1.48 \pm 0.15$, while isochrone fitting in Figure 2 suggests a 0.8 Gyr age and $(m - M) = 15.3 \pm 0.3$ distance modulus, corresponding to

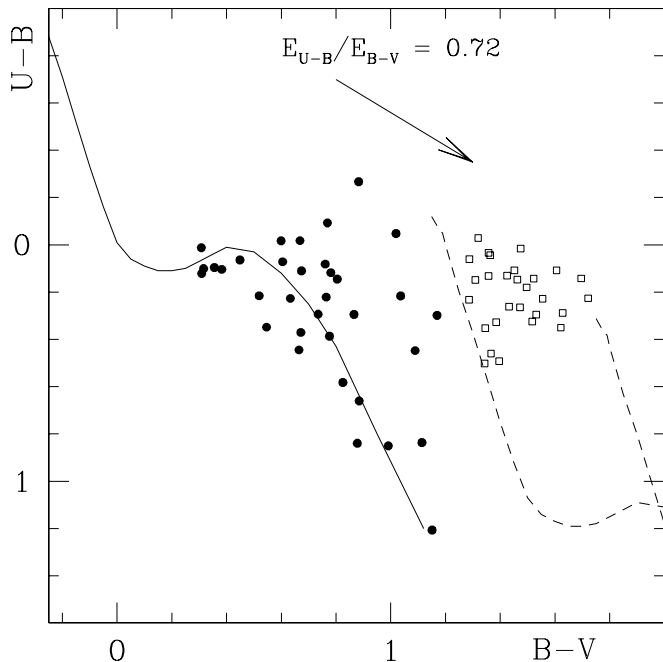


Figure 4. Color-color diagram for the stars in the field of Westerlund 2 recorded on UBV frames. The solid line is the empirical ZAMS from Schmidt-Kaler (1982). The two dashed lines are the ZAMS shifted by $E_{B-V}=1.5$ and 2.1, to bracket the highly and differentially reddened cluster members, represented by open squares. Filled circles mark foreground galactic disk stars.

a distance of 1.5 ± 0.4 kpc. The main sequence is well defined down to the magnitude limit of our photometry, with the turn-off located at $V \approx 17.0$, $(B-V) \approx 1.80$. The bluer, less populated sequence visible in the CMDs of Figure 2 is due to foreground galactic disk MS stars.

The discrepancy in distance and age between us and Pt98a can be - at least in part - traced to the different set of fitting isochrones adopted. We have performed a direct fitting of our accurate photometric data onto a modern family of theoretical isochrones from the Padova group (Girardi et al. 2000). Pt98a fitting is instead against a set of seven empirical isochrones built from fiducial points derived from observed CMDs of 10 clusters calibrated against older theoretical isochrones (including those of the Padova group released by Bertelli et al. 1994). For such reasons we are inclined to consider our estimates of distance and age more accurate than those of Pt98a.

6.3 Westerlund 2

This is a rather compact open cluster believed to be responsible for the excitation of the core the HII region RCW 49 (Belloni & Mereghetti 1994). Mf91 and Shara et al. (1991) report the discovery of a WN7 Wolf-Rayet member, indicating that Westerlund 2 is very young.

The observed CMDs for Westerlund 2 are presented in Figure 3. They look very sparse and depicting two “sequences”. When the observed stars are plotted in a $U-B/B-V$ diagram (cf. Figure 4), the stars of the bluer sequence appear to be galactic disk stars along the line of sight, while those of the redder sequence are cluster members heavily and

Table 5. Derived fundamental parameters for the program clusters.

name	E_{B-V} (mag)	$(m-M)$ (mag)	d (kpc)	age (Myr)
NGC 2866	0.66 ± 0.10	14.0 ± 0.2	2.6 ± 0.3	200
Pismis 19	1.48 ± 0.15	15.3 ± 0.3	1.5 ± 0.4	800
Westerlund 2	1.67 ± 0.23	19.2 ± 0.4	6.4 ± 0.4	≤ 2
ESO 96-SC04	0.70 ± 0.20	17.6 ± 0.6	12 ± 1	800
NGC 5617	0.48 ± 0.05	13.0 ± 0.2	2.0 ± 0.3	80
NGC 6204	0.46 ± 0.05	12.0 ± 0.3	1.2 ± 0.2	80

differentially reddened by $1.5 \leq E_{B-V} \leq 2.1$. Only the latter are considered in the lower panels of Figure 3 where they are plotted after reddening correction following the standard Q method. The mean cluster reddening turns out to be $E_{B-V} = 1.67\pm 0.23$, in close agreement with the $A_V \sim 5.0$ spectroscopically estimated by Pt98b.

None of the cluster members appear to clearly evolve away from the ZAMS. The isochrone fitting against it is presented in Figure 3, providing a distance modulus of $(m-M)=14.0$, corresponding to 6.3 kpc. The same distance is obtained by combining our photometry and the spectral classification of its brightest members by Mf91. The close placing of all members on the empirical ZAMS confirms the cluster to be very young, probably not older than 2 Myr. A similar young age and distance have been estimated by Pt98b.

6.4 ESO96-SC04

CMDs of this cluster presented in Figure 2 are evidently largely contaminated by field stars, as in Ph94 and Ca95 previous CCD photometry of this faint target.

Application of the MC96 method to BVI photometry to derive the reddening provides $E_{B-V} = 0.7 \pm 0.2$ for ESO96-SC04, with the strong contamination from field stars causing a large uncertainty. Ca95 estimated a similar $E_{B-V} \sim 0.75$.

Our fit to Padova modern isochrones provides an age of 0.8 Gyr and a 12 ± 1 kpc distance, close to the 0.7 Gyr and 12 kpc derived by Ca96 using older versions of the Padova isochrones. From radial star counts and radial behaviour of the observed CMDs, it may be concluded that the whole cluster is contained within a radius of 1.5 arcmin from its apparent center. The turn-off appears located at $V \approx 17.5$, $(B-V) \approx 0.90$.

6.5 NGC 5617

To cover enough area of this open cluster (the larger on the sky among the program targets), two adjacent fields have been observed, over which cluster members largely outnumber field stars (cf. Figure 1).

Application of the MC96 method to BVI photometry to derive the reddening provides $E_{B-V} = 0.48 \pm 0.05$ for NGC 5617, close to literature based on photoelectric data (Ha78 has derived $E_{B-V}=0.53$, MV75 found $E_{B-V}=0.52\pm 0.02$ and Lindoff 1968 got $E_{B-V}=0.53\pm 0.02$) and identical to more recent CCD determinations (KF91 found $E_{B-V}=0.48\pm 0.02$).

The main sequence is well defined down to the limit of our photometry, with $V \leq 12.5$ stars evolving away from it. Our fitting to modern isochrones provides an age of 80 Myr and a distance of 2.0 ± 0.3 kpc (cf. Figure 1), close to KF91 values of 70 Myr and 2.05 ± 0.20 kpc. This is significantly larger than old values based on photoelectric photometry: Lindoff (1968) derived 1.1 kpc and MV75 1.3 kpc, while Ha78 got closer with 1.8 kpc.

6.6 NGC 6204

Application of the MC96 method to *BVI* photometry to derive the reddening provides $E_{B-V} = 0.47 \pm 0.05$ for NGC 6204, which is close to and intermediate between KF91 value of $E_{B-V} = 0.45 \pm 0.03$ and FS96 determination of $E_{B-V} = 0.51 \pm 0.07$.

Similarly to NGC 5617, our photometry (cf. Figure 1) is dominated by cluster members showing a perfectly defined main sequence down to the magnitude limit, with $V \leq 11.5$ stars evolving away from it. The fitting to modern isochrones provide an age of 80 Myr and a distance of 1.2 ± 0.2 kpc. In previous studies, KF91 found 200 Myr and 1.20 ± 0.15 kpc, while FS96 obtained 125 Myr and 1.2 ± 0.1 kpc.

Thus the three available CCD investigations of this cluster pretty well converge on the distance and reddening, with age estimate getting younger with time, probably reflecting different and improved sets of reference isochrones.

7 CONCLUSIONS

We have presented new homogeneous CCD multicolor photometry for the six Galactic open clusters NGC 2866, Pismis 19, Westerlund 2, ESO96-SC04, NGC 5617 and NGC 6204. For all of them we have provided updated estimates of their fundamental parameters useful in statistical investigations of the open clusters in our Galaxy. The results are summarized in Table 5, where we report for each cluster the reddening, the apparent distance modulus, the distance and the age, together with their uncertainties.

ACKNOWLEDGMENTS

The generous telescope time allocation for this project and the financial support to UM provided by the SAAO is gratefully acknowledged. One of us (GC) acknowledges financial support from ESO, where part of this work has been done. We finally thank dr. Brian Chaboyer for carefully reading the manuscript. This study has been financed also by the Italian Ministry of University, Scientific Research and Technology (MURST) and the Italian Space Agency (ASI), and made use of Simbad and WEBDA databases.

REFERENCES

Belloni T., Merghetti S., 1994, *A&A* 286, 935
 Bertelli, G., Bressan, A., Chiosi, C., Fagotto, F., Nasi, E. 1994, *A&AS* 106, 275
 Barbon R., Carraro G., Munari U., Zwitter T., Tomasella L., 2000, *A&AS* 144, 451
 Carraro G., Vallenari A., Ortolani S., 1995, *A&A* 300, 128 (Ca95)

Clariá J.J., 1979, *The Observatory* 99, 202 (Cl79)
 Forbes, D., Short S., 1996, *AJ* 111, 1609 (FS96)
 Girardi L., Bressan A., Bertelli G., Chiosi C., 2000, *A&AS* 141, 371
 Haug U., 1978, *A&AS* 34, 417 (Ha78)
 Kjeldsen H., Frandsen S., 1991, *A&AS* 87, 119 (KF91)
 Lindoff, U. 1968, *Arkiv.Astron.* 4, 471
 Moffat A.F.J., Vogt N., 1973, *A&AS* 10, 135 (MV73)
 Moffat A.F.J., Vogt N., 1975, *A&AS* 20, 155 (MV75)
 Moffat A.F.J., Shara M.M., Potter M., 1991, *AJ* 102, 642 (Mf91)
 Munari U., Carraro G., 1995, *MNRAS* 277, 1269
 Munari U., Carraro G., 1996a, *MNRAS* 283, 905
 Munari U., Carraro G., 1996b, *A&A* 314, 108
 Munari U., Carraro G., Barbon R., 1998, *MNRAS* 297, 867
 Patat F., Carraro G., 2001, *MNRAS* 325, 1591
 Phelps R.L., Janes K.A., Montgomery K.A., 1994, *AJ* 107, 1079 (Ph94)
 Piatti A., Clariá J.J., Bica E., Geisler D., Minniti D., 1998a, *AJ* 116, 801 (Pt98a)
 Piatti A., Bica E., Clariá J.J., 1998b, *A&AS* 127, 423 (Pt98b)
 Sagar R., Munari U., de Boer, K.S., 2001, *MNRAS* 327, 23
 Schmidt-Kaler, Th., 1982, *Landolt-Börnstein, Numerical data and Functional Relationships in Science and Technology, New Series, Group VI, Vol. 2(b)*, K. Schaifers and H.H. Voigt Eds., Springer Verlag, Berlin, p.14
 Shara M.M., Moffat A.F.J., Smith L.F., Potter M., 1991, *AJ* 102, 716
 Stetson P.B., 1987, *PASP* 99,191
 Stetson P.B., 1992, in Worrall D.M., Biemesderfer C., Barnes J. eds., *ASP Conf. Ser. Vol. 25, Astronomical Data Analysis Software and Systems I*. Astron. Soc. Pac., San Francisco, p. 297
 Turbide L., Moffat A.F.J. 1993, *AJ* 105, 1831
 Vogt N., Moffat A.F.J., 1973, *A&AS* 9, 97 (VM73)
 Vogt N., Moffat A.F.J., 1975, *A&AS* 39, 477 (VM75)