

Flat-Cored Dark Matter in Cuspy Clusters of Galaxies

Amr A. El-Zant,¹ Yehuda Hoffman,² Joel Primack,³ Francoise Combes,⁴ Isaac Shlosman⁵

ABSTRACT

Sand, Treu & Ellis (2002) have measured the central density profile of cluster MS2137-23 with gravitational lensing and velocity dispersion and removed the stellar contribution with a reasonable M/L . The resulting dark matter (DM) distribution within $r < 50h^{-1}\text{kpc}$ was fitted by a density cusp of $r^{-\beta}$ with $\beta = 0.35$, in an apparent contradiction to the CDM prediction of $\beta \sim 1$. The disagreement worsens if adiabatic compression of the DM by the infalling baryons is considered. Following El-Zant, Shlosman & Hoffman (2001), we argue that dynamical friction acting on galaxies moving within the DM background counters the effect of adiabatic compression by transferring their orbital energy to the DM, thus heating up and softening the cusp. Using N -body simulations we show that indeed the inner DM distribution flattens (with $\beta \approx 0.35$ for a cluster like MS2137-23) when the galaxies spiral inward. We find as a robust result that while the DM distribution becomes core-like, the overall mass distribution preserves its cuspy nature, in agreement with X-ray and lensing observations of clusters.

Subject headings: galaxies: clusters, general – galaxies: evolution – galaxies: formation – galaxies: interactions – galaxies: kinematics and dynamics – cosmology: dark matter

1. Introduction

The cold dark matter (Λ CDM) cosmology (Blumenthal *et al.* 1984; Davis *et al.* 1985) with a large cosmological constant $\Omega_\Lambda \approx 0.7$ is in excellent agreement with data on large-scale structure and cosmic microwave background anisotropies (Spergel *et al.* 2003). Yet, concerns have been raised about the possible disagreement between numerical simulations of DM and observations of the centers of galaxies and clusters (Flores & Primack 1994; Moore 1994). CDM, and CDM-like, simulations all produce DM halos characterized by a divergent, “cuspy,” inner density profile (Navarro, Frenk & White 1997; NFW), while observations seem to indicate that at least some

galaxies and clusters have flat, core-like, inner density profiles (e.g., Primack 2003). Poorly understood galaxy formation processes and complicated galactic dynamics make the comparison of simulations and observations of galaxies more difficult to interpret. In contrast, clusters provide a much ‘cleaner’ environment to test the CDM model. In particular, observational determination of the mass distribution in clusters by gravitational lensing provides robust results and confrontation of these with simulations can allow strong tests of the CDM cosmogony.

Sand, Treu & Ellis (2002; STE) measured the density profile in the central $50h^{-1}\text{kpc}$ of cluster MS2137-23 at $z = 0.313$ using gravitationally lensed radial and tangential arcs to determine the central radial profile and total mass enclosed respectively, and the velocity dispersion profile of the central galaxy from a long-slit spectrum as an additional constraint. (h is the Hubble constant in units of $100 \text{ km s}^{-1}\text{Mpc}^{-1}$.) The stellar contribution to the mass was fitted with a reasonable $M_*/L_V = 3.1M_\odot/L_\odot$, which resulted in $r^{-\beta}$ DM central density profile, with a best fit value $\beta = 0.35$ and a 99% C.L. upper limit $\beta < 0.9$.

¹Theoretical Astrophysics 130-33, Caltech, Pasadena, CA 91125, USA

²Racah Institute of Physics, Hebrew University, Jerusalem 91904, Israel

³Physics Department, University of California, Santa Cruz, CA 95064, USA

⁴LERMA, Observatoire de Paris, Paris, France

⁵Department of Physics and Astronomy, University of Kentucky, Lexington, KY 40506-0055, USA

This is inconsistent with dissipationless CDM simulations, which give $\beta = 1-1.5$ (Moore *et al.* 1999; Power *et al.* 2003; Navarro *et al.* 2003). STE argue that baryonic infall should steepen the DM central cusp, increasing β , via adiabatic compression, thus worsening the disagreement. Sand *et al.* (2003a,b) have presented data on five additional clusters, most of which have inner DM profiles similar to MS2137 – although the cluster with the lowest luminosity central galaxy, RXJ 1133, has a best fit $\beta \approx 1$. Kelson *et al.* (2002) used stellar velocities to trace the central mass distribution of Abell 2199 with similar conclusions. Here we argue that this apparent contradiction can be naturally resolved within the framework of the CDM model once the effects of the baryons are properly taken into account.

The DM adiabatic compression induced by gaseous baryonic infall was used by Blumenthal *et al.* (1986), Flores *et al.* (1993), and Mo, Mao & White (1998) to describe the effects on the DM distribution of baryon settling in virialized DM halos. Slowly cooling baryons radiate energy sinking to the bottom, steepening the total density profile. This scenario was questioned for galaxies in the context of inhomogeneous baryonic collapse (El-Zant, Shlosman & Hoffman 2001; ESH) and in the context of CDM hierarchical halo formation by mergers (Vitvitska *et al.* 2002).

Once the baryons condense to form stars and galaxies, they experience a dynamical friction (DF) from the far less massive DM particles, as they move through the halo (Chandrasekhar 1943). Early-type galaxies, being denser than the DM in cluster halos, survive tidal interactions. The energy dissipated in this case is transferred to the DM, increasing its random motion, rather than being lost by the system. Some elements of this effect were considered by Merritt (1983) who studied tidal stripping of galaxies in clusters in a different context.

Most studies of the role of DF in the evolution of groups and clusters of galaxies have focused on the fate of the infalling galaxies (e.g., Dubinski 1998). ESH on the other hand, adopted a different approach and analyzed the DF-induced changes in the DM halo structure within the context of galaxy formation, where gas cools to form dense clumps in a cuspy NFW halo. Specifically, they have shown that the orbital energy lost by

the clumps to the DM background is sufficient to “heat-up” and flatten the DM density cusps. This DF heating dominates over adiabatic contraction. The semi-analytical Monte-Carlo approach of ESH has been confirmed by N -body simulations, with massive baryonic clumps represented by finite-size solid particles (El-Zant *et al.* 2004). Following ESH, we investigate the role of DF in flattening of cuspy density profiles in clusters of galaxies by means of N -body simulations.

2. Numerical Modeling

The dynamics of a system made of $N = 9 \times 10^5$ DM particles, out of which N_{clump} are massive clumps of mass M_{clump} , is followed by a PM (particle mesh) code using a non-periodic 256^3 useful grid. The ratio of the mass in clumps to the total mass in the simulation is allowed to vary from the global baryonic-to-total mass ratio of 0.16 recently reported by the WMAP collaboration (Spergel *et al.* 2003), hence relaxing the assumption that all the baryons are locked in the clumps. The force resolution, which implies a gravitational softening, corresponds to $1/39$ of the cluster’s NFW scale length r_s . Particles that get outside the PM region are advanced with the approximation of Keplerian motion, with all the mass of other particles assumed to be gathered in a point mass.

The system is initially in virial equilibrium and the baryonic clump distribution follows that of the DM, which has the NFW density profile

$$\rho(r) = \rho_s r_s^3 / r(r_s + r)^2, \quad (1)$$

where r_s is the radius at which the logarithmic derivative equals -2 . The initial isotropic velocity dispersion is determined by solving the Jeans equations — a valid assumption in the central region of the cluster, in agreement with N -body simulations (Colin *et al.* 2000), and also motions of central cluster galaxies (van der Marel *et al.* 2000). The concentration parameter is defined as $c \equiv R_{vir}/r_s$, where R_{vir} is the halo virial radius. Following ESH, where the DF is found to be effective in modifying the halo profile only *within* $r < r_s$, the isotropy assumption should not affect our results.

The DF is expected to affect the dynamics of the very inner region, well within r_s , making the effect studied here essentially independent of the

dynamics outside of r_s . To the extent that the initial NFW configuration remains numerically stable, one can apply the scaling properties of the NFW profile to the numerical simulations. An initial spherical NFW halo with $R_{vir} = c_0 r_s$ can be rescaled to any virtual NFW model, provided that its concentration parameter is larger than c_0 , by undergoing a suitable rescaling of the time (or density). This rescaling can be extended to our case as long as the ratio M_{clump} to the total mass is preserved. Of course, only the inner ($r < c_0 r_s$) region is actually simulated and the outer part of the halo remains virtual. We find that the finite dynamical range has only a minor (much less than induced by the DF) effect on the evolution of the NFW cusp. This effect can be further minimized by the rescaling the NFW structure to systems with $c > c_0$, at the expense of neglecting the outer halo regions. In the present work we used a fiducial NFW halo with $c_0 = 3.33$ and have performed the numerical fitting to the data by rescaling it to halos with larger c . Numerical experiments support the rescaling procedure and show that, for a given N , the rescaled model undergoes much less central flattening than unscaled models.

The main shortcoming of our numerical model is the treatment of galaxies as point-like particles of fixed mass. Thus, we neglect the internal degrees of freedom associated with individual galaxies and their tidal stripping and merging. The tidal stripping reduces the mass of individual clumps and their total mass, weakening the DF, while the merging increases it. In addition, N used here would not allow for cluster-galaxies resonance interactions, those may enhance the flattening of the cuspy profile (Katz 2002). A proper treatment of these two processes is beyond the scope of this paper and constitutes a challenging problem to cosmological and galaxy formation simulations. We also neglect the mass spectrum of individual clumps which only can affect the timescale.

3. Results

Several simulations have been performed, spanning NFW parameters and clump masses. The parameters of the simulations are set within the framework of the Λ CDM cosmogony with the WMAP inferred cosmological parameters (Spergel *et al.* 2003). The simulation units are scaled in a

way that, at 13.5 inner dynamical times, the DM mass distribution is best matched by STE's optimal model within $r < 50h^{-1}\text{kpc}$, where their fit was performed. It thus applies specifically to cluster MS2137-23 with a large central cD galaxy. The initial conditions of that simulation are scaled to $r_s = 164h^{-1}\text{kpc}$ and $c = 5.45$, corresponding to $R_{vir} = 894h^{-1}\text{kpc}$ and $M_{vir} = 2.3 \times 10^{14}h^{-1}M_\odot$. The cluster central ($< r_s$) dynamical time is $\tau_D = 0.31h^{-1}$ Gyr. The softening length, which can be considered as a characteristic scale length for the clumps, is $4.2h^{-1}\text{kpc}$.

Table 1 specifies the parameters of the five different simulations performed here. Three of the models (1 – 3) have the same M_{clump} , but different number of clumps. The mass of the clumps in model 4 is a third of that in model 1 but the number of clumps is 10 times larger. Model 5 is a control run (DM only, no clumps). Model 1 is considered to be the fiducial model, in which 6% of the total mass is in the clumps. Models 3 and 4 are considered the extreme cases.

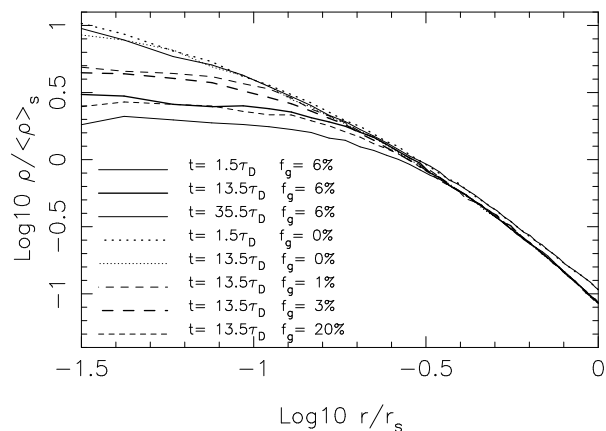


Fig. 1.— The DM density profile of the fiducial model ($f_g = 6\%$) is plotted at three different times, $t = 1.5, 13.5,$ and $35.5\tau_D$. The density is scaled by the average density inside the initial NFW scale length r_s , $\langle\rho\rangle_s$. The DM density profile of the other models (control run and the ones with $(M_{clump}/10^{11}h^{-1}M_\odot, f_g) = (1.04, 3\%), (1.04, 1.5\%)$ and $(0.35, 20\%)$ is plotted at $t = 13.5\tau_D$. The initial density profile of the unperturbed control model is given for reference.

Fig. 1 shows the DM density profile of the fiducial model (1) at 1.5, 13.5 and 33.5 τ_D , correspond-

TABLE 1
MODEL PARAMETERS

Model	$M_{clump}/(10^{11}h^{-1}M_{\odot})$	N_{clump}	Mass Fraction in Clumps
1	1.04	90	6%
2	1.04	45	3%
3	1.04	22	1.5%
4	0.35	900	20%
5	0	0	0%

ing to 0.46, 4.2, and $10h^{-1}$ Gyr, with the density cusp dissolving with time (the results are shown in terms of the initial NFW scale length and the mass enclosed within it). In addition the densities of the other models (2 – 4; evaluated at $13.5\tau_D$) and the control case (model 5) of no clumps are shown. At $13.5\tau_D$, all models with clumps show very clear and pronounced flattening, with models 1 and 4 exhibiting very similar profiles. Models 1 – 3 which have the same M_{clump} show a clear increase of the radius at which the density profile deviates from its original NFW profile with the total mass in clumps. The control model has hardly evolved at $13.5\tau_D$, but shows a small flattening at $t = 35.5\tau_D$, much smaller than the one induced by the massive clumps. The flattening of the unperturbed NFW cusp can be of dynamical nature as was noticed before by Kazantzidis, Magorrian & Moore (2004; for isotropic velocity dispersion) and/or due to two-body relaxation effect (Diemand *et al.* 2003). No significant evolution is found outside r_s for all the models.

Models 1 and 4 differ by a factor of three in M_{clump} and ten in N_{clump} , yet they exhibit a very similar DM density profile (at $t = 13.5\tau_D$). This degeneracy follows from the simple Chandrasekhar formalism. The DF acceleration scales with M_{clump} , hence the force is proportional to M_{clump}^2 . The work done by a single clump on the DM halo per unit time scales also with M_{clump}^2 . Thus, increasing the mass of each clump by a factor 3 and decreasing their number by a factor 9, to get model 4 from model 1, should reproduce the same density profile.

The total density profile hardly changes at these times (see the fiducial model in Fig. 2). The comparison of Figs. 1 and 2 implies that the DM cusp

dissolves almost completely, while the clump distribution becomes even more cuspy. The figures show that density profiles change very little after about half the age of the universe, pointing to saturation effect (due to the decreasing density and increasing local dynamical time and velocities, the DF time scales roughly as $\sim r^{2.5}$ in an NFW cusp). They imply also that flattening of the cusp by DF is a robust effect and no fine tuning of the parameters is necessary, as is evident from Fig. 3, showing the evolution of the DM and baryonic mass profiles in this cluster where the baryons dominate in the center at the present epoch.

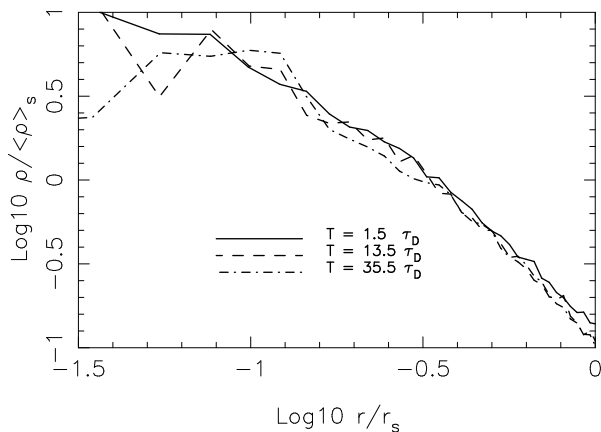


Fig. 2.— The total density profile of the fiducial model ($f_g = 6\%$) is plotted at different times. (Same notations and times as in Fig.1.)

STE fit the baryonic and DM density profiles only within the very inner part of the cluster, roughly within $r = 50h^{-1}$ kpc. STE assumed that

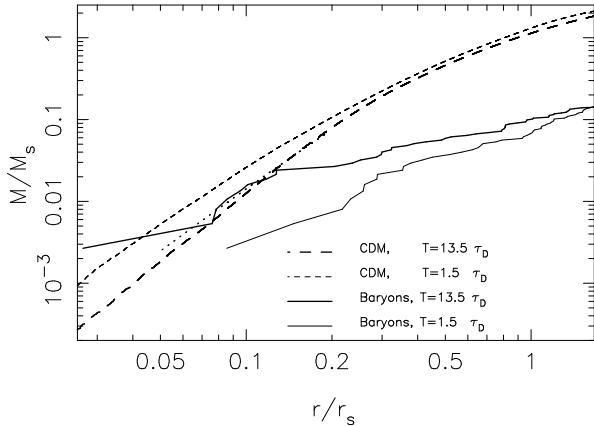


Fig. 3.— The DM and baryon mass profiles (of the fiducial model, $f_g = 6\%$, in terms of the mass enclosed inside the initial NFW scale length r_s) are plotted at different times, $t = 1.5$ and $13.5\tau_D$. The dotted curve corresponds to STE’s best fit of $\beta = 0.35$.

the DM follows a generalized NFW profile,

$$\rho = \frac{\rho_c \delta_c}{(r/r_{sc})^\beta [1 + (r/r_{sc})]^{3-\beta}}, \quad (2)$$

where ρ_c is the critical density, δ , r_{sc} , β — parameters to be fitted to the data. Good fits to the evolved CDM mass distributions of our model can be found in terms of Burkert (1995) profiles, or variations thereof (ESH). At $13.5\tau_D$, for example, the halo up to the initial virial radius can be fitted by a Burkert profile with an RMS error of $\sim 2\%$. The radius of the nearly flat core is about a third of the initial NFW scale length characterizing the initial distribution. The generalized NFW profiles used by STE cannot fit the final distributions for any value of the inner ρ slope. Not even $\beta = 0$ provides a reasonable fit, since the slope it predicts does not converge to the original NFW slope outside the core. Therefore the STE fit implies only a very shallow inner cusp, almost a core, and cannot be used to infer the structure of the whole cluster. Indeed, our evolved DM profile follows closely STE’s fitted profile, with $\beta = 0.35$ and $\delta = 24000$ over the range of $8 \lesssim r \lesssim 50h^{-1}\text{kpc}$, namely from roughly twice the softening length to the maximal radius probed by STE.

4. Discussion

The model considered here, in which the baryons in the cluster are represented by massive smoothed clumps, should capture the key effects of DF in the cluster center. Several effects not explicitly included could further soften the central cusp. For one thing, the DM halos of individual galaxies, modeled here by the baryonic clumps, are not included. These halos will be mostly tidally stripped before reaching the cluster center, but still will increase the speed of DF infall. Also, galaxies just falling into the cluster will mostly have rather radial orbits (Vitvitska *et al.* 2002), and often fall in as part of groups; both effects will also increase the rate of infall. Finally, the (unresolved) dynamical resonances can enhance the cusp softening.

The key prediction of our model is threefold: the total mass distribution is given by a cuspy NFW-like model, the inner DM density profile is characterized by a near core structure, and the galaxy distribution becomes steeper than the original NFW cusp. The first point is in agreement with observational determinations of the total mass distribution in clusters derived from X-ray observations by Chandra and XMM (Buote 2002, 2003; Lewis *et al.* 2003), weak lensing (Dahle, Hannestad & Sommer-Larsen 2002) and strong lensing (Bartelmann 2002) — all consistent with $\beta = 1$ or steeper cusps. The STE analysis of MS2137-23, on the other hand, which separates the DM distribution from the total matter, excludes an NFW cusp for the DM distribution and shows consistency with a $\beta = 0.35$ — nearly a flat core. The predicted steepening of the galaxy distribution is consistent with the findings of Brunzendorf & Meusinger (1999), who did an extensive galaxy survey of the Perseus cluster and found the projected galaxy distribution to diverge as r^{-1} .

The implication of the present paper and of ESH and El-Zant *et al.* (2004) is that the cusps in DM halos with clumpy baryons can be washed out by DF. Most importantly, while the DM and baryon density profiles change dramatically, *the total mass distribution is hardly affected*. The stability of the total matter distribution persists at least to the present epoch, and is not a transient phenomenon. The efficiency of the whole process depends on the nature of the clumpiness: the mass

in the clumps, the clump mass spectrum, and their ability to survive negative feedback and tidal stripping. It thus depends on the amount of baryons reaching the center by this process – clusters without large cD galaxies are expected to have less flattening of the DM cusp.

We note that the current observational constraints on the inner halo density profile may, in principle, be significantly diluted if the possibility of a nonspherical inner mass distribution is taken into account (Bartelmann & Meneghetti 2003; Dalal & Keeton 2003). Our results should, therefore, be seen as predictions of future observations as much as explanations for current ones.

Clusters of galaxies provide the ‘cleanest’ case for the operation of DF, as the clumps (individual galaxies) survive to the present epoch, and cD galaxies with multiple nuclei (representing such galaxies in the cluster center) are well known. Any CDM that is not stripped from the galaxies would contribute to the final mass distribution parametrized in STE’s analysis by a Jaffe model, and not to the generalized NFW. It thus enters implicitly into the stellar M/L ratio inferred from their fits — consistent with the local value after accounting for passive evolution. Thus the “clumps” mediating the DF are indeed baryon dominated. If forming galaxies evolve through clumpy baryonic phase, then the DM density cusp is expected to be flattened as well (ESH; El-Zant *et al.* 2004). The apparent disagreement between dissipationless simulations and observations of the central density profiles of galaxies and clusters can be resolved within the CDM cosmogony.

We thank A. Dekel, R. Ellis, R. Jiminez, N. Katz, A. Klypin, P. A. Kravtsov, P. Madau, D. Sand & T. Treu for comments and discussions. This research has been partially supported by the ISF 143/02 and the Sheinborn Foundation (to YH), NASA grants NAG 5-12326 (at UCSC), NAG 5-10823, NAG 5-13063 and HST AR-09546.01-A (to IS), and NSF grants AST-0205944 (at UCSC) and AST-0206251 (to IS). IS is grateful to the Lady Davis Foundation for support. Simulations have been realized on the Fujitsu NEC-SX5 of the IDRIS-CNRS computing center, at Orsay, France.

REFERENCES

- Bartelmann, M. 2002, in “Matter and Energy in Clusters of Galaxies” (astro-ph/0207032)
- Bartelmann, M., & Meneghetti 2003, submitted to A&A (astro-ph/0312011)
- Blumenthal, G. R., Faber, S. M., Primack, J. R., & Rees, M. 1984, *Nature*, 311, 517
- Blumenthal, G. R., Faber, S. M., Flores, R. A., & Primack, J. R. 1986, *ApJ*, 301, 27
- Brunzendorf, J. & Meusinger, H. 1999, *Astron. & Astrophys. Suppl. Ser.* , 139, 41
- Buote, D. A. 2002, in “IGM/Galaxy Connection—The Distribution of Baryons at $z=0$ ”, University of Colorado, August 2002 (astro-ph/0210608)
- Buote, D. A. 2004, *Proc. IAU 220* (in preparation)
- Burkert, A. 1995, *ApJ*, 447, L25
- Chandrasekhar, S. 1943, *ApJ*, 97, 255
- Colin, P., Klypin, A. A., & Kravtsov, A. V. 2000, *ApJ*, 539, 561
- Dahle, H., Hannestad, S., & Sommer-Larsen, J. 2003, *ApJ*, 588, 73
- Dalal, N. and Keeton, C. R., 2003 (astro-ph/0312072)
- Davis, M., Efstathiou, G., Frenk, C. S., & White, S. D. M. 1985
- Diemand, J., Moore, B., Stadel, J., & Kazantzidis, S. 2003 (astro-ph/0304549)
- Dubinski, J. 1998, *ApJ*, 502, 141
- El-Zant, A., Shlosman, I., & Hoffman, Y. 2001, *ApJ*, 560, 336 (ESH)
- El-Zant, A., Hoffman, Y., Combes, F., & Shlosman, I., 2004 (in preparation)
- Flores, R. A., Primack, J. R., Blumenthal, G. R., & Faber, S. M., 1993, *ApJ*, 412, 443
- Flores, R. A., & Primack, J. R. 1994 *ApJ*, 427, L1
- ApJ*, 399, L125

- Kazantzidis, S., Magorrian, M. & Moore, B., 2004, ApJ, 601,37
- Katz, N., 2002, talk on “Predictions of CDM models on small scales: current and future tests” (Workshop organized by A. Kravtsov at the Ctr for Cosmological Physics, U. of Chicago)
- Kelson, D. D., Zabludoff, A. I., Williams, K. A., Trager, S. C., Mulchaey, J. S., & Bolte, M. 2002, ApJ, 576, 720
- Lewis, A. D., Buote, D. A., & Stocke, J. T. 2003, ApJ, 586, 135
- Mo, H.-J., Mao, S., & White, S. D. M. 1998, MNRAS, 297, L71
- Moore, B. 1994, Nature, 370, 629
- Moore, B., Quinn, T., Governato, F., Stadel, J., & Lake, G. 1999, MNRAS, 310, 1147
- Navarro, J. F. et al. 2003, astro-ph/0311231
- Navarro, J. F., Frenk, C. S., & White, S. D. M. 1997, ApJ, 490, 493 (NFW)
- Power, C. et al. 2003, MNRAS, 338, 14
- Primack, J. R. 2003, 5th Intern. UCLA Symp. on Sources & Detection of DM, ed. D. Cline, Nucl. Phys. B, Proc. Suppl., 124, 3 (astro-ph/0205391); and Proc. IAU 220, astro-ph/0312549
- Spergel, D. N., & the WMAP collaboration 2003 (astro-ph/0302209)
- Sand, D.J., Treu, T., & Ellis, R.S., 2002, ApJ, 574L, 129 (STE)
- Sand, D. J., Treu, T., Smith, G. P., & Ellis, R. S. 2003a, astro-ph/0309465
- Sand, D. J., Treu, T., Smith, G. P., & Ellis, R. S. 2003b, Proceedings, XVth Rencontres de Blois, astro-ph/0310703
- Vitvitska, M., Klypin, A. A., Kravtsov, A. V., Wechsler, R. H., Primack, J. R., & Bullock, J. S. 2002, ApJ, 581, 799
- van der Marel, R. P., Magorrian, J., Carlberg, R. G., Yee, H. K. C., & Ellingson, E. 2000, AJ, 119, 2038