

****TITLE****
*ASP Conference Series, Vol. **VOLUME***, ***YEAR OF PUBLICATION***
****NAMES OF EDITORS****

Light-weight Local Group Dwarf Spheroidal Galaxies

J. R. Kuhn and D. Kocevski

*Institute for Astronomy, Univ. of Hawaii, 2680 Woodlawn Dr.,
Honolulu, HI, 96822, USA*

J-J Fleck

*Département de Physique de l'École Normale Supérieure, 24 rue
Lhomond, F-75231 Paris, Cedex 05, France*

Abstract. A simple and natural explanation for the dynamics and morphology of the Local Group Dwarf Spheroidal galaxies, Draco (Dra) and Ursa Minor (UMi), is that they are weakly unbound stellar systems with no significant dark matter component. A gentle, but persistent, Milky Way (MW) tide has left them in their current kinematic and morphological state. This short paper reviews the parametric tidal interaction model which accounts for their behavior and discusses new statistical evidence from the observed stellar distribution in Dra which implies that its total mass is not dominated by collisionless dark matter (DM).

1. Introduction

The Milky Way may be our best testing ground for models of cosmologically important dark matter masses. The clumpiness of the MW potential and the mass and number density of dwarf ($M < 10^8 M_\odot$) galaxies is an important constraint on “standard” Cold Dark Matter (CDM) mass components (Mayer et al. 2002). The paucity of dwarf galaxies in the Local Group is something of a crisis for CDM (Klypin et al. 1999) and adds to the urgency of understanding what the masses of the MW dS really are.

Controversy over the dynamical masses of the MW dS centers around whether or not they are in equilibrium. At one extreme the equilibrium models account for elliptical morphology and dynamics with ad hoc multiparametric dark matter mass distributions (cf. Klypin et al. 2002). In contrast a variety of non-equilibrium dS models account for their properties through MW tidal interactions (Kuhn and Miller 1989; Kroupa 1997). Several years ago Kuhn and Miller (1989) argued that if only the dS luminous mass component is present (as is the case in globular clusters) then their dynamical timescales are comparable to their MW orbital times. This has important consequences since then even a relatively weak MW tidal force can profoundly affect the dS through its orbital time dependence. Recently we developed analytic and numeric models for a parametric resonance that describes how a variable tidal interaction inflates the velocity dispersion of a dS stellar system (Fleck and Kuhn 2003 - FK).

In a parallel empirical effort we have been looking for tidal tails as evidence of dS non-equilibrium. The Sagittarius dS tail is the most obvious example of a dS-MW tidal interaction which, incidently, was discovered (Ibata et al. 1994) after the early non-equilibrium tidal predictions. Other examples of tails beyond a dS tidal radius and with a surface density far above what is expected from a massive equilibrium system have been discovered in Carina (Kuhn et al. 1996), Ursa Minor (Smith et al. 1997), and Sculptor (Walcher et al. 2003).

Here we also briefly describe a new test of the simplest equilibrium dark matter hypothesis in dS using relatively deep color-magnitude photometry from our CFHT wide-field survey of Ursa Minor and Draco. By color-selecting and then counting stars into the dS main sequence the statistical distribution of the stellar number density becomes a sensitive probe of the overall dS gravitational potential.

2. Parametric Tidal Oscillations

The cumulative effect of a weak MW tide acting on a dS has been described by FK in terms of a modified two-dimensional oscillator. This equation is analogous to a one-dimensional Mathieu equation (cf. Bender and Orszag 1978) which describes an inverted pendulum or the amplitude of a “pumped” swing oscillator.

$$\ddot{x} + \omega_0^2(1 - \varepsilon \cos 2\varphi)x = \varepsilon \omega_0^2 y \sin 2\varphi \quad (1)$$

$$\ddot{y} + \omega_0^2(1 + \varepsilon \cos 2\varphi)y = \varepsilon \omega_0^2 x \sin 2\varphi \quad (2)$$

The dS-centered local cartesian coordinates describe the position of a star and φ is the orbital phase angle of the dS in its MW orbit. Here $\varepsilon = \omega_c^2/\omega_0^2$ is the strength of the tide expressed in terms of the ratio of the MW circular frequency and the harmonic frequency of the self-gravitating dS. Solutions to this equation are known as parametric oscillations and have several interesting properties.

Unlike driven simple harmonic oscillations, where the growth rate of the oscillation depends strongly on the intrinsic mode damping, parametric modes can exhibit secular growth even when the intrinsic harmonic oscillation frequency is significantly different from the driving frequency. If the orbital phase of the dS is $\varphi = \omega t$ then FK showed that 2-d parametric modes are unstable when $\omega_0(1 - \varepsilon/4) < \omega < \omega_0(1 + \varepsilon/4)$. Non-harmonic dS potentials exhibit qualitatively similar behavior. FK found that a large fraction of possible dS orbits are subject to parametric excitation. They also showed that parametric oscillations generally cause an inclined dS bar with an inclination angle that depends on the dS-MW orbit and potential, and with a growth rate which is a simple function of ε .

From numeric and analytic solutions to the tide equations FK showed that centrally concentrated dS stellar distributions, but with inflated velocity dispersions, could be generated after several MW orbits. In general the tidally induced velocity dispersion of any dS system should increase with ε . This dependence is consistent with the observed MW dS. Figure 1 shows how the “apparent M/L” varies with the empirical mode growth estimate ($A = \sqrt{\varepsilon}$) based on a standard logarithmic MW potential and the luminous mass of each of the dS. The large

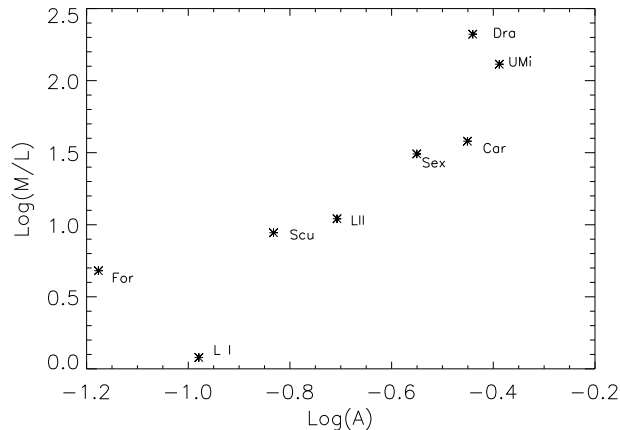


Figure 1. Variation of dS apparent M/L with parametric mode growth estimate.

apparent M/L ratio of each of the local dS is consistent with this model of parametric tidal excitation, leaving no kinematic evidence for a significant dark matter binding mass.

3. Stellar Number Density Statistics

There exist equilibrium mass calculations for Dra which claim a M/L in excess of 500 solar units (Kleyna et al. 2002). With this assumption the Dra potential must be dominated by its dark matter. If we assume the DM is collisionless and relaxed, and that it and the baryonic mass of the dS formed at the same epoch, then the dS stars are, effectively, massless test particles within a smooth DM-dominated potential. Such stellar “particles” must be uncorrelated, with a null two-particle correlation function (cf. Binney and Tremaine 1987). It follows that the stellar particle distribution function, $f(\vec{r}, \vec{v}, t)$, can be computed from the collisionless Boltzmann equation and the net dS gravitational potential (cf. Binney and Tremaine 1987).

For a smooth gravitational potential we also expect $f(\vec{r})$ to be smooth so that the projected star counts in a small spatial region (for example as derived from one pixel of a two-dimensional star count map) can yield a reasonable estimate of the projected number density, $n(\vec{x})$. Here \vec{x} is a 2-d coordinate in the plane of the sky and a line-of-sight and velocity integration of $f(\vec{r}, \vec{v}, t)$ to obtain $n(\vec{x})$ is implicit. On scales small compared to the variation of the potential we also expect $n(\vec{x})$ to be smooth. In fact, since stars are uncorrelated, our estimate of $n(\vec{x})$ from the star counts per pixel should be Poisson distributed – like the photon count in a 2-dimensional image. Any spatial “clumpiness” in the number of stars per pixel which is in excess of Poisson distribution variations violates our assumption that Dra has a smooth DM dominated potential.

Using deep V and I color-magnitude data obtained from the CFHT 12K CCD mosaic camera over a $2 \times 1^\circ$ region centered on Dra (Kocevski et al. 2003) we estimate the circularly symmetric projected number density $n(R)$ when $R = \|\vec{x}\|$ (Figure 2). The effect of non-dS background stars was minimized by

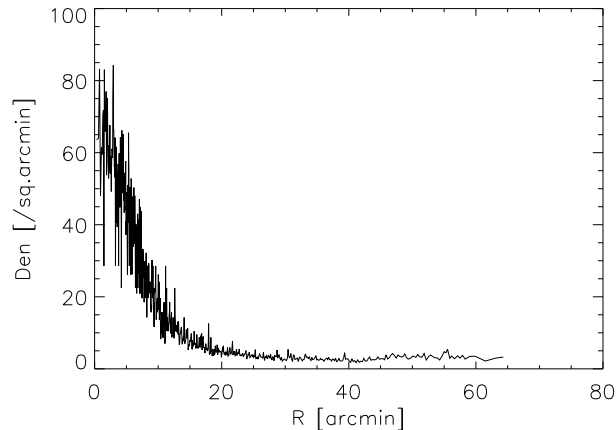


Figure 2. The number density of Dra stars in elliptical bins versus projected distance from the Dra center.

counting stars in a color-magnitude region that included the Dra giant branch, horizontal branch and main sequence down to $V=25$. Radial bins were scaled along the y axis to account for the ellipticity of Dra. The radial binwidth also increased with R in order to maintain a constant count per bin, and constant statistical significance, since the mean density $n(R)$ decreased with R .

Figure 2 shows $n(R)$ in approximately 10^3 radial bins from a region slightly larger than 1° in radius centered around Dra. The fluctuations in $n(R)$ in groups of 5 bins were used to compute the normalized (reduced) chisquared. At radial bin R_i we obtain (with the assumption of Poisson statistics)

$$\chi_5^2(R_i) = \frac{1}{5} \sum_{j=0}^4 \sigma^2(R_{i+j})/n(R_{i+j})$$

Here $\sigma^2(R_i)$ is the sample variance computed at each radius bin from it and 4 nearby bins. We find that χ^2 derived from the outer bins (with $R > 20'$) is consistent with the expected reduced χ^2 distribution. The inner Dra bins have a variance which is too large. Figure 3 plots the distribution of χ^2 measured this way for the inner Dra region. Using a Kolmogorov-Smirnoff test we find that the inner region is not consistent with the expected χ_5^2 distribution at better than a 99% confidence level (while the outer region is). Thus, the stellar density in the inner region of Dra is “clumpier” and more variable with spatial position than it should be if the Dra mass were dominated by a smooth DM component.

References

- Bender, C.O. and Orszag, S.A. 1978, *Advanced Mathematical Methods for Scientists and Engineers* (McGraw Hill, NY)
- Binney, J. and Tremaine, S. 1987, *Galactic Dynamics* (Princeton University Press)
- Fleck, J.J. and Kuhn, J.R. 2003, *ApJ*, 592, 147 (FK)

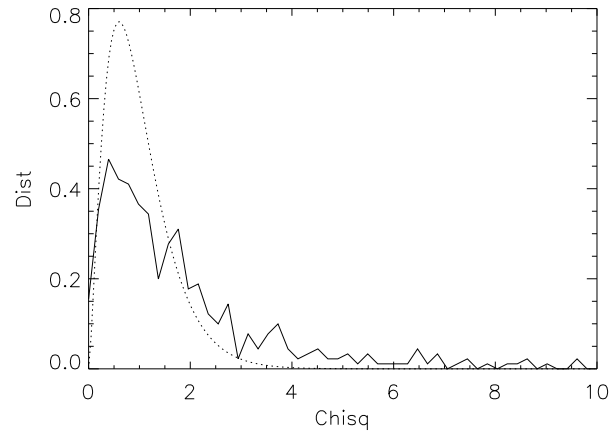


Figure 3. The actual (solid) and expected (dotted) χ_5^2 for the stellar number density variance in the inner 20' of Dra is plotted here. The preponderance of larger-than-expected empirical χ_5^2 values implies that the potential of Dra is not dominated by a smooth DM mass distribution.

- Ibata, R. A., Gilmore, G. Irwin, J.J. 1994, *Nature*, 370, 194
- Kleyna, J., Wilkinson, M.I., Evans, N.W., Gilmore, G. and Frayne, C. 2002, *MNRAS*, 330, 792
- Klypin, A., Kravtsov, A., Valenzuela, O., Prada, F. 1999, *ApJ*, 522, 82
- Kocevski, D. and Kuhn, J.R. 2003, in preparation
- Kuhn, J.R. and Miller, R.H. 1989, *ApJ*, 341 L41
- Kuhn, J.R., Smith, H.A., and Hawley, S.L. 1996, *ApJ*, 469, L93
- Kroupa, P. 1997, *New Atron.*, 2, 139
- Mayer, L., Moore, B., Quinn, T., Governato, F. Stadel, J. 2002, *MNRAS*, 336, 119
- Smith, H.A., Kuhn, J.R. and Hawley, S.L. 1997, *ASP Conf. Ser.* 127: Proper Motions and Galactic Astronomy, 163
- Walcher, C.J., Fried, J.W., Burkert, A. 2003, *A&A*, 406, 847