

NEAR-INFRARED OBSERVATIONS OF BL LACERTAE HOST GALAXIES

C. C. CHEUNG^{1,4}, C. MEGAN URRY^{2,4}, RICCARDO SCARPA^{3,4} & MAURO GIAVALISCO⁴
ApJ, accepted

ABSTRACT

Multi-band near-infrared images of twelve BL Lacertae objects were obtained with the 2.5m telescope at the Las Campanas Observatory in order to determine the properties of their underlying host galaxies. Resolved emission was clearly detected in eight of the lowest redshift targets (up to $z \sim 0.3$), and was modeled with a de Vaucouleurs $r^{1/4}$ surface brightness law. We find that the morphologies match the elliptical galaxy profiles well, and that the BL Lac objects reside in large and luminous, but otherwise normal hosts – consistent with previous studies done predominantly at optical wavelengths. The median absolute K-band magnitude of the galaxies in this study is -26.2 , the average half-light radius is 4.2 ± 2.3 kpc, and their average integrated $R-K$ color is 2.7 ± 0.3 mag. These are well within the range of values measured previously in the H-band by Kotilainen et al. and Scarpa et al. in a comparable number of targets. Taking their data together with our results, we find a best-fit K-band Kormendy relation of $\mu_e = 4.3 \log_{10}(r_e/\text{kpc}) + 14.2 \text{ mag arcsec}^{-2}$, virtually identical to that obtained for normal ellipticals. Finally, the near-infrared colors determined for five galaxies (average $J-K = 0.8 \pm 0.3$ mag) are the first such measurements for BL Lac hosts, and match those expected from old stellar populations at the BL Lac redshifts.

Subject headings: BL Lacertae objects — galaxies: elliptical and lenticular, cD — galaxies: fundamental parameters — galaxies: structure

1. INTRODUCTION

The study of the host galaxies of BL Lacertae objects in recent years has contributed much to our understanding of these enigmatic objects. According to unified schemes for active galactic nuclei (AGN), BL Lacs are low-luminosity Fanaroff & Riley (1974) type I (FRI) radio galaxies whose jets are aimed very close to our line of sight (e.g., Urry & Padovani 1995). This explains their observed extreme properties primarily by relativistic beaming in the jet. The host galaxies and environments of BL Lacs should therefore be independent of orientation effects and should be similar to those of the hosts of FRIs. Indeed, observational data confirm that BL Lac objects are predominantly found at the center of giant, but otherwise normal, elliptical galaxies (e.g., Wurtz, Stocke, & Yee 1996; Urry et al. 2000; Scarpa et al. 2000a). Also, the available integrated colors and color profiles in a number of these galaxies reveal stellar populations typical of normal ellipticals at the appropriate redshifts (Kotilainen, Falomo, & Scarpa 1998b; Urry et al. 1999; Scarpa et al. 2000b), consistent with the bulk of the star formation having occurred at the redshifts of at least a few.

Here, we report on moderately deep near-infrared (NIR) observations of twelve BL Lacs drawn from the larger sample of 110 objects observed (mostly in R-band) in the *Hubble Space Telescope* (HST) WFPC2 survey of BL Lac objects (Scarpa et al. 2000a; Urry et al. 2000; Falomo et al. 2000). The survey targets were drawn from seven complete radio, optical, and X-ray flux limited samples. A subset of the sample was observed with NICMOS at H-band (Scarpa et al. 2000b), and there are two objects in common with the present observations (MS 2143+070 and H 2356–309). Our relatively long ground-based NIR observations had the advantage over the NICMOS data that we

were able to follow the surface brightness profiles of each object out to larger radii. NIR filters give us greater sensitivity to older, and therefore redder stellar populations compared to optical filters. The number of targets in this study is comparable to the H-band samples studied by Kotilainen, Falomo, & Scarpa (1998b) and Scarpa et al. (2000b), and we utilized their results for comparison. Following much of the previous literature on this subject, we use $H_0 = 50 \text{ km s}^{-1} \text{ Mpc}^{-1}$ and $q_0 = 0$ throughout this paper.

2. OBSERVATIONS AND DATA REDUCTION

Twelve BL Lac objects were observed with the du Pont 2.5m f/7.5 telescope at the Las Campanas Observatory on four nights from 28 September to 1 October 1998 using the 256×256 sq. pixel NIR camera (Persson et al. 1992) at medium resolution, with a scale of $0''.348/\text{pixel}$. The seeing during our observations was typically below $1''$ FWHM (Table 1). We used the J_s ($1.24 \mu\text{m}$), H ($1.65 \mu\text{m}$), and K_s ($2.16 \mu\text{m}$) filters, where J_s and K_s are variants of the respective standard bands designed to reduce the background signal at these wavebands (Persson et al. 1998), and H is the H-band filter of the CIT/CTIO photometric system. Differences between the J_s - and K_s -bands from the standard J and K are negligible and we refer to only the standard bands throughout the rest of this paper. We observed two BL Lacs in all three NIR bands, three were observed in both J and K, and the remaining seven were imaged in K only. The observations are summarized in Table 1.

We used the NOAO Image Reduction and Analysis Facility (IRAF⁵) package to calibrate the data. Raw exposures were dark subtracted and flat fielded. Flats for each filter were made by median combining several night sky exposures – usually re-

¹ Department of Physics, MS 057, Brandeis University, Waltham, MA 02454; ccheung@brandeis.edu

² Yale Center for Astronomy & Astrophysics, Department of Physics (JWG 460), Yale University, New Haven, CT 06520; meg.urry@yale.edu

³ European Southern Observatory, Avenida Alonso de Cordova 3107, Vitacura, Casilla, 19001, Santiago 19, Chile; rscarpa@eso.org

⁴ Space Telescope Science Institute, 3700 San Martin Drive, Baltimore, MD 21218

⁵ IRAF is distributed by the National Optical Astronomy Observatories, which are operated by the Association of Universities for Research in Astronomy, Inc., under cooperative agreement with the National Science Foundation.

ferred to as “super sky flats”. Bad pixels were identified via a mask image made from a ratio of two real sky flats with different exposure times using the task CCDMASK. These bad pixels were substituted with interpolated values using the task FIXPIX.

Due to the high and widely varying sky brightness at NIR wavelengths, we dithered our exposures over nine positions in a square grid on the CCD to construct the sky frames, usually acquiring several short exposures at each position in order to prevent saturation. Each dithered image was sky subtracted, shifted relative to the center image, and then median-combined. In most cases, a series of these dithered exposures of the target were taken consecutively in the same night and were combined. Observations of standard stars taken from Persson et al. (1998) were used to set the photometry. We found an inconsistency in the photometry for one star (SS 9175) used during the last night of our observing run. The chart for this object is suspected to have been printed incorrectly (E. Persson, 2000, private communication), therefore we simply did not use it in our calibration. The RMS in the zero-points derived from the three other standards within each night was smaller than 0.1 mag in all three bands. We found also that the standards were stable to better than 0.1 mag over the course of the four night observing run; we therefore estimate conservatively that our 1σ error in photometry is 0.1 mag.

In order to maximize the signal from the underlying hosts in our analysis, we extracted azimuthally averaged one-dimensional surface brightness profiles from the final BL Lac images using an interactive script implemented in SUPERMONGO. The profiles were then fitted with a point spread function (PSF) plus de Vaucouleurs (1948) $r^{1/4}$ elliptical galaxy model convolved with the PSF, using a χ^2 minimization technique as outlined in Scarpa et al. (2000a). In all cases (with the possible exception of H 1914–194) the hosts were known to be elliptical (Scarpa et al. 2000a), so no attempts were made to fit the resolved emission with exponential disk profiles.

Stars within our $\sim 1.5' \times 1.5'$ field of view were often too dim to extract a PSF with accurate wings. Since only the central part of the PSF is affected by the seeing, we combined the innermost ($\sim 2''$) part of the field star profile (or an average when multiple stars were in the field) in each BL Lac image with the outer wing extracted from a standard star observed in the same band on the same night. We found that this technique provided us with reliable descriptions of the PSF out to $\sim 8''$.

Final K-band images of the twelve objects observed are shown in Figure 1; the available J- and H-band images display very similar morphology to the K-band images so are not presented. Azimuthally averaged K-band profiles for the targets extracted from the images in Figure 1 are presented in Figure 2, and the best fit model parameters for all bands are reported in Table 2. In several cases, we observed the same object in the same band on two separate nights during our observing run. We analyzed these data independently and found that the de Vaucouleurs plus PSF fits on the data from the different nights agreed well within our 1σ limits.

3. RESULTS

The host galaxies of the eight BL Lacs at $z \leq 0.308$ were clearly resolved in our images, as they were also in the *HST* optical survey (Scarpa et al. 2000a; Urry et al. 2000). The three objects at larger ($z > 0.5$) redshifts were unresolved (PKS 0138–097, MS 0419+194 and PKS 2240–260) so only

some brief notes are presented for them in section 3.3. In the *HST* survey data, the host of H 1914–194 was resolved but was consistent with both elliptical and disk morphologies. It is also resolved (though marginally) in the present data, but there is no robust determination of its redshift in the literature and further discussion of this object is limited to section 3.3. The derived properties of several host galaxies studied previously in the H-band by Scarpa et al. (2000b, MS 2143+070, H 2356–309) and Kotilainen, Falomo, & Scarpa (1998b, PKS 0521–365, PKS 2005–489, MS 2143+070) are in agreement with our data (section 3.3).

3.1. Morphologies and Luminosities of the Host Galaxies

The resolved hosts are large, with average half-light radius (r_e) 4.2 ± 2.3 kpc. Although the uncertainties on the half-light radii are large (with the exceptions being the nearby bright galaxies in PKS 0521–365 and PKS 2005–489), the derived sizes are consistent with those derived from similar NIR ground-based observations by Kotilainen, Falomo, & Scarpa (1998b) where they found $\langle r_e \rangle = 4.8 \pm 1.9$ kpc (omitting their large value of $r_e = 32.5$ kpc for PKS 2254+074). On average, our results are also consistent within the errors with $\langle r_e \rangle = 10 \pm 5$ kpc found in the H-band NICMOS study by Scarpa et al. (2000b), although the ground-based data seem to prefer smaller values. A direct comparison of the r_e derived for the two objects (MS 2143+070, H 2356–309) common to both the ground and space-based studies show that the individual values are well in agreement (see section 3.3).

Recently, Barth, Ho, & Sargent (2003) noted that the half-light radii derived from the *HST* R-band survey (Scarpa et al. 2000a; Urry et al. 2000) were systematically smaller than those obtained through ground-based optical studies in their low redshift sample of eleven BL Lacs. This difference is most pronounced in the largest galaxies where they suggest a combination of short exposure time and relatively small field of view of the survey data may have led to an underestimation of r_e values from the *HST*. We do not find such large discrepancies in our comparison of the NIR data above – our comparison actually suggests on average that the situation may be slightly reversed from what is found in the comparison of optical data, so this issue remains unresolved.

BL Lac host galaxies have been found to be quite luminous in optical studies (Falomo 1996; Wurtz, Stocke, & Yee 1996; Urry et al. 2000), with luminosities commensurate with those of the brightest cluster galaxies (Taylor et al. 1996; Wurtz, Stocke, & Yee 1996). Our median rest-frame galaxy NIR magnitudes, $M_K = -26.2$ mag (with a range of -26.9 to -25.6) and $M_J = -25.4$ mag, are about one magnitude brighter than the characteristic magnitude for nearby non-active ellipticals ($M_K^* = -25.0$ mag; Mobasher, Sharples, & Ellis 1993). These observations are consistent with the H-band values found by Kotilainen, Falomo, & Scarpa (1998b) and Scarpa et al. (2000b), and overall, confirm results from the previous optically based studies that the hosts of BL Lac objects are large and luminous, but otherwise normal, elliptical galaxies.

Despite the fact that we were plagued with large uncertainties in our measurements of the effective radii, we combined our K-band $\mu_e - r_e$ data (Table 2) with the H-band data from Kotilainen, Falomo, & Scarpa (1998b) and Scarpa et al. (2000b) to construct a K-band Kormendy relation for BL Lac host galaxies. The H-band data were converted to K assuming $H - K = 0.22$ (Recillas-Cruz et al. 1990). This linear relation is

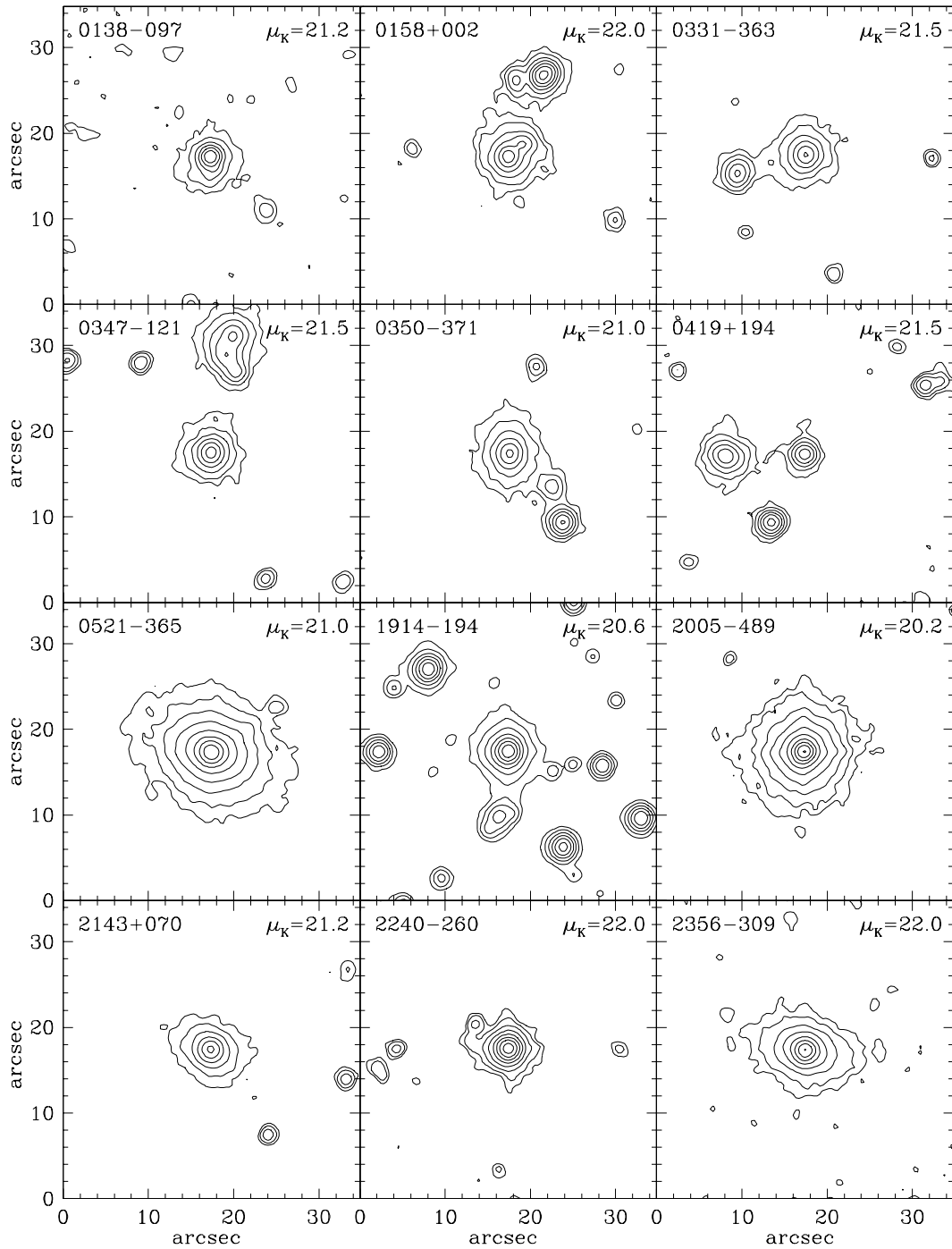


FIG. 1.— K-band contour images of the targets observed after smoothing with a gaussian filter with $\sigma=1$ pixel. In each case, a $\sim 35'' \times 35''$ section of the field is shown, centered on the BL Lac object. Minimum contour levels (in mag arcsec⁻²) are indicated on each image and successive isophotes are spaced by one mag. North is up on each image. For the objects which we obtained images in two separate nights, we only show the deeper image obtained with better seeing.

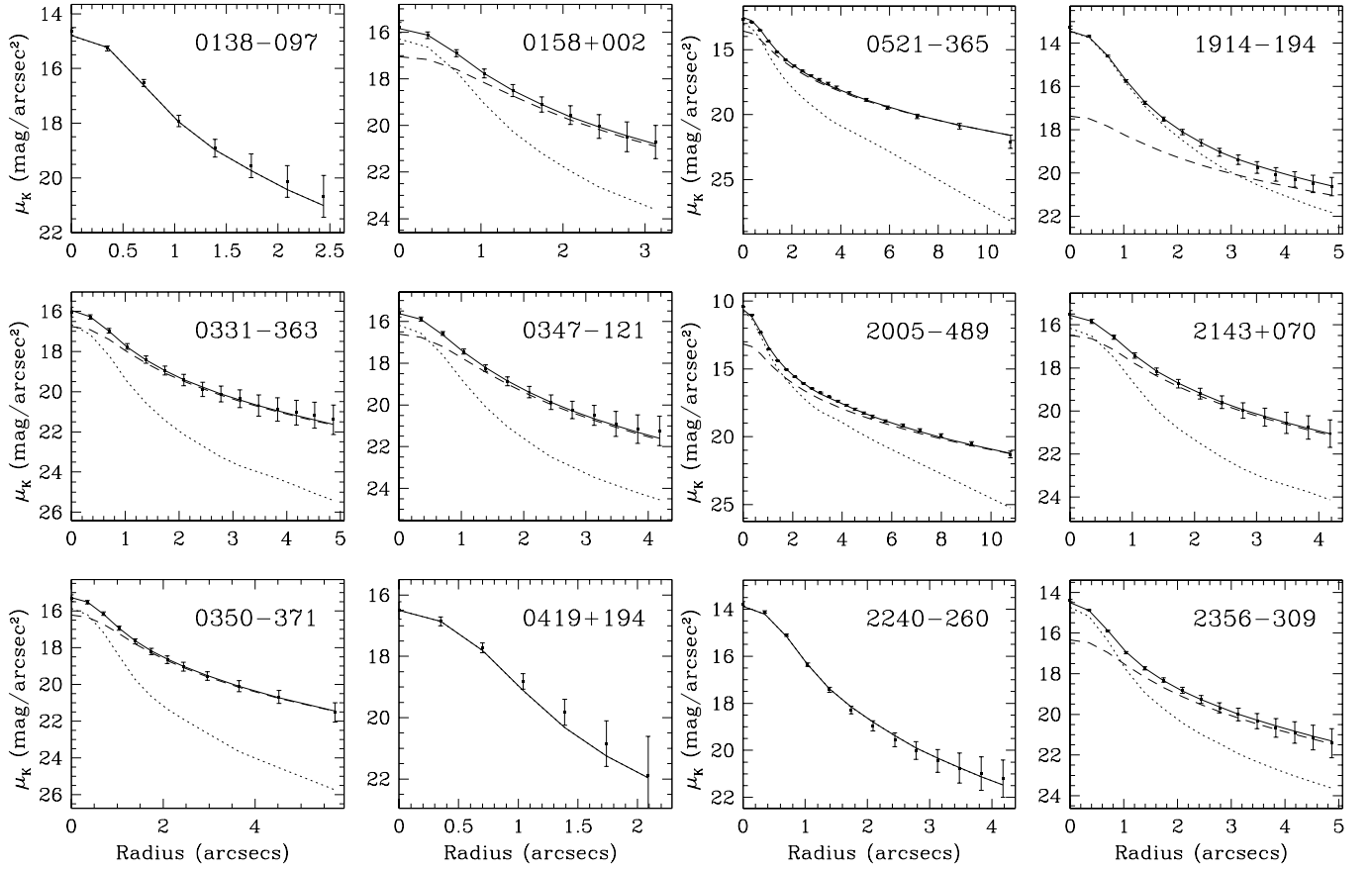


FIG. 2.— K-band azimuthally averaged radial surface brightness profiles of the sources (shown with error bars). These profiles were extracted from the images presented in Figure 1. Also shown are the scaled PSF (dotted line), the de Vaucouleurs $r^{1/4}$ galaxy profile convolved with the PSF (dashed line), and their sum (solid line). Wherever only the solid line is shown, the host galaxy was unresolved.

a projection of the fundamental plane relating the half-light radius to the surface brightness at that radius (Djorgovski & Davis 1987; Kormendy & Djorgovski 1989). As a result, we obtained a best linear fit of $\mu_e = 4.3 \log_{10}(r_e/\text{kpc}) + 14.2 \text{ mag arcsec}^{-2}$ to the data (see Figure 3). This relation is virtually identical to that derived from K-band measurements of a sample of 59 normal elliptical galaxies ($\mu_e = 4.3 \log_{10}(r_e/\text{kpc}) + 14.3 \text{ mag arcsec}^{-2}$, after converting to our adopted cosmology) by Pahre, Djorgovski, & de Carvalho (1995), and is consistent with the relation found previously using the H-band data only (Scarpa et al. 2000b). Thus, BL Lac hosts and normal elliptical galaxies appear to be dynamically similar and occupy the same region of at least this projection of the fundamental plane. Lastly, we fit a similar $\mu_e - r_e$ trend in both slope (~ 4.4) and intercept (~ 13.5) with a fairly large scatter using the resolved and marginally resolved data for a similarly small sample of flat spectrum radio quasars (Kotilainen, Falomo, & Scarpa 1998a). This appears at least qualitatively similar to our derived relation for BL Lacs, indicating perhaps that the luminosity of the central source does not strongly influence the properties of their surrounding host galaxies.

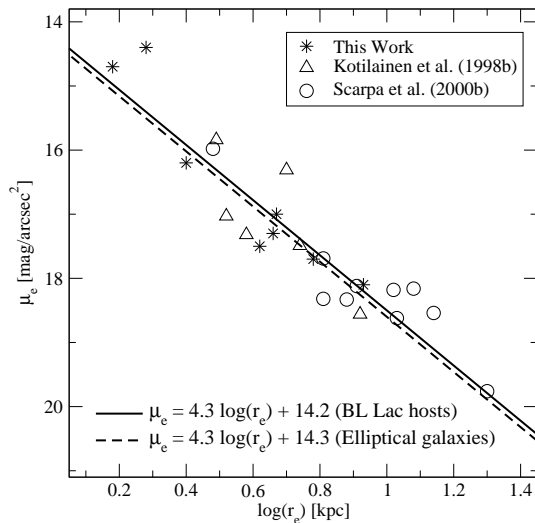


FIG. 3.— K-band $\mu_e - r_e$ Kormendy relation for BL Lac host galaxies using our K-band results (stars) and the H-band data from Kotilainen, Falomo, & Scarpa (1998b, triangles) and Scarpa et al. (2000b, circles) which were converted to K assuming a $H - K = 0.22$ color typical of normal ellipticals (Recillas-Cruz et al. 1990). The solid line is a linear least-square fit to all of the data ($\mu_e = 4.3 \log_{10}(r_e/\text{kpc}) + 14.2 \text{ mag arcsec}^{-2}$) which is virtually identical to that derived for a sample of 59 inactive elliptical galaxies in the K-band (dashed line: $\mu_e = 4.3 \log_{10}(r_e/\text{kpc}) + 14.3 \text{ mag arcsec}^{-2}$, after converting to our adopted cosmology) by Pahre, Djorgovski, & de Carvalho (1995), and is consistent with a H-band only relation of $\mu_e = 3.8 \log_{10}(r_e/\text{kpc}) + 14.8 \text{ mag arcsec}^{-2}$ obtained previously by Scarpa et al. (2000b).

3.2. Host Galaxy Colors

We calculated integrated rest-frame $R - K$ colors for the 8 of the 9 galaxies resolved in our observations (neglecting H 1914-194, which has no measured redshift) utilizing R-band values derived from the uniformly analyzed *HST* survey data (Scarpa et al. 2000a; Urry et al. 2000). The results are reported in Table 3. Additionally, we have information in two NIR filters for

five of these galaxies, so we were also able to calculate $J - K$ colors. To our knowledge, these are the first NIR colors published for any BL Lac host galaxy. We obtained average $R - K$ and $J - K$ values of 2.7 ± 0.3 and $0.8 \pm 0.3 \text{ mag}$, respectively. These colors closely match those found in normal non-active elliptical galaxies: $\langle R - K \rangle = 2.7 \text{ mag}^6$ and $\langle J - K \rangle = 0.9 \text{ mag}$ (Schombert et al. 1993; Silva & Elston 1994) and are in agreement with evolutionary synthesis models (e.g. Poggianti 1997).

Color profiles for the eight resolved galaxies are presented in Figure 4. We used R-band data from the *HST* survey (Scarpa et al. 2000a; Urry et al. 2000) and the present K-band results to compute these profiles. The BL Lac host galaxies show a clear gradient in their colors, being bluer toward the periphery. This trend was previously found by Kotilainen, Falomo, & Scarpa (1998b) and confirmed by Scarpa et al. (2000b) with additional data for more objects. We computed an average slope of the profiles to be $\Delta(R - K)/\Delta \log r = -1.27 \pm 0.73$ (Table 3). Compared with results from the previous NIR studies, this average color gradient appears, however, to be much steeper than observed in $R - H$. The magnitude of the average gradient values is reduced by only about one-half even when the three galaxies exhibiting extremely large gradients hovering around -2 are not considered. The large gradients we computed may be an artifact due to the quite small effective radii we fit to our NIR data – our average K-band effective radius is 4.2 kpc, compared with $\sim 10 \text{ kpc}$ in the R-band (e.g., Falomo & Kotilainen 1999; Urry et al. 2000), although we can not be certain of the true cause. For comparison, normal non-active elliptical galaxies show much less pronounced gradients, but with the same sign, with typically $\Delta(V - K)/\Delta \log r = -0.16$ (Peletier, Valentijn, & Jameson 1990), and -0.26 (Schombert et al. 1993).

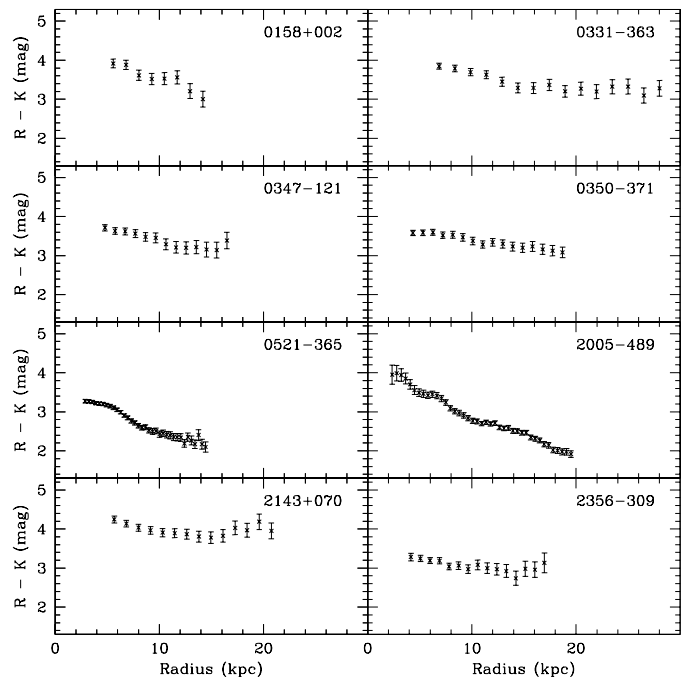


FIG. 4.— $R - K$ color profiles for the eight resolved host galaxies calculated using the R-band *HST* survey data (Urry et al. 2000; Scarpa et al. 2000a) and the K-band data from the current work. The profiles indicate that the galaxies are bluer further from the nuclei. We find an average slope of $\Delta(R - K)/\Delta \log r = -1.27 \pm 0.73$. See table 3 for individual values and section 3.2 for a discussion.

⁶ Using $\langle V - R \rangle = 0.6 \text{ mag}$ (Gregg 1989) and $\langle V - K \rangle = 3.3 \text{ mag}$ (Schombert et al. 1993; Bressan, Chiosi, & Tantalo 1996).

3.3. Notes on the Host Galaxies of Individual Sources

PKS 0138–097: The host galaxy of this high redshift ($z = 0.733$) BL Lac object remains unresolved despite several attempts to separate the two components (e.g. Heidt et al. 1996; Scarpa et al. 1999a, 2000a). We masked out its three brightest companions before extracting the radial profile, but included the region in which the faintest companion (D) is embedded since it was found to contribute $\ll 1\%$ of the total flux at K'-band (Heidt et al. 1996). We found that our K-band profile is consistent with a 14.6 mag PSF, very near the K' value of 14.4 mag found by Heidt et al. (1996). These values are nearly two magnitudes fainter than this object's historical K-band peak (Fan & Lin 1999).

MS 0158+002: The host galaxy was clearly resolved by *HST* (Scarpa et al. 2000a; Urry et al. 2000) and ground-based observatories (Wurtz, Stocke, & Yee 1996; Falomo & Kotilainen 1999) as an elliptical with $M_R = -23.0$ mag, $\mu_e = 21.9$ mag arcsec $^{-2}$, and $r_e = 9.3$ kpc (*HST* values). There is a close companion to the N-W which we masked out in our analysis of the radial profile. We clearly detected the host (the first time in a NIR band), which appears to be a typical elliptical galaxy.

MS 0331–363: An *HST* snapshot (Scarpa et al. 2000a; Urry et al. 2000) resolved the host as a giant ($r_e = 18.7$ kpc) elliptical galaxy with $M_R = -24.3$ mag and $\mu_e = 22.1$ mag arcsec $^{-2}$. We have made the first detection of the host galaxy in the NIR and it is the largest galaxy ($r_e = 8.5$ kpc) of those we observed.

IES 0347–121: Falomo et al. (2000) found a very circular elliptical galaxy hosting this BL Lac object from a 2-D structural analysis of the *HST* survey data (Scarpa et al. 2000a; Urry et al. 2000). The *HST* data gave best fits of $M_R = -23.2$ mag and $\mu_e = 20.6$ mag arcsec $^{-2}$ which are consistent with ground-based values (Wurtz, Stocke, & Yee 1996; Falomo & Kotilainen 1999). However, the half-light radius obtained by *HST* ($r_e = 5.3$ kpc) is about twice larger than the ground value (Wurtz, Stocke, & Yee 1996; Falomo & Kotilainen 1999). We resolve the host galaxy clearly, which is the first NIR detection of the host. Our value of $r_e = 4.6$ kpc is slightly smaller than the *HST* value but is consistent with the observation by Scarpa et al. (2000b, their Figure 6) that BL Lac hosts tend to be bluer towards their outer regions.

MS 0350–371: This BL Lac's host galaxy is a normal elliptical as determined from 2-D analysis of the *HST* image by Falomo et al. (2000). The *HST* data are best fit by an elliptical galaxy with $M_R = -23.4$ mag, $\mu_e = 20.8$ mag arcsec $^{-2}$, and $r_e = 6.5$ kpc (Scarpa et al. 2000a; Urry et al. 2000). We detected the host galaxy in two NIR bands – the first detections of the host at these wavelengths – and derived a NIR color ($J-K = 0.7$ mag) very near the average in our sample.

MS 0419+194: The host has been resolved in the optical band as an elliptical galaxy (Wurtz, Stocke, & Yee 1996; Falomo & Kotilainen 1999; Scarpa et al. 2000a; Urry et al. 2000). However, at $z = 0.514$, the host galaxy was unresolved in our mildly deep observation (27 min). Our analysis show that the 1-D K-band profile is consistent with a 16th magnitude point source, very near the 15.4 mag observed by Gear (1993) during 1992.

PKS 0521–365: This object contains a well-studied optical/radio jet extending to the N-W (see Scarpa et al. 1999b, and references therein) which was recently detected in the X-rays (Birkinshaw, Worrall, & Hardcastle 2002). Its host was resolved in early ground-based imaging (Falomo 1994; Wurtz, Stocke, & Yee 1996), which are consistent with subsequent

HST results ($M_R = -23.3$ mag, $\mu_e = 19.9$ mag arcsec $^{-2}$, and $r_e = 4.1$ kpc; Scarpa et al. 2000a; Urry et al. 2000). H-band imaging from the ground (Kotilainen, Falomo, & Scarpa 1998b) shows an intermediate galaxy absolute magnitude to our J and K results ($M_H = -25.4$ mag), but for a larger galaxy ($r_e = 3.8$ kpc, versus our range of 1.5 to 2.5 kpc). Falomo et al. (2000) found this to be an average elliptical galaxy from a 2-D analysis of the *HST* data.

H 1914–194: This is a little studied BL Lac object with no redshift determined. *HST* results show $m_R = 17.0$ mag, $\mu_e = 24.7$ mag arcsec $^{-2}$, and $r_e = 7''.4$ for an elliptical host, but this was a rare instance in which a disk profile fits the *HST* data equally well (Scarpa et al. 2000a; Urry et al. 2000). We fit a slightly smaller host ($r_e = 4''$) in both of our K-band images, which are the first detections of the galaxy in the NIR.

PKS 2005–489: The large round elliptical host of this well-known blazar has been much studied. Our H-band results are remarkably consistent (within 1σ) with those obtained by Kotilainen, Falomo, & Scarpa (1998b). We resolved the bright galaxy in all three NIR bands even with short four to twelve minute exposures. Best fits from *HST* data ($M_R = -23.9$ mag, $\mu_e = 21.3$ mag arcsec $^{-2}$, and $r_e = 10.5$ kpc; Urry et al. 2000; Scarpa et al. 2000a; Falomo et al. 2000) show a bright elliptical host with derived parameters that agree with previous ground-based imaging (Stickel, Fried, & Kühr 1993; Falomo 1996). However, the effective radii determined by the optical imaging is consistently larger than values derived in the NIR (Kotilainen, Falomo, & Scarpa (1998b); this work) – up to three times larger than the J-band value, and five times larger at K. Our observations of this blazar were coordinated near a multi-wavelength monitoring campaign (Perlman et al. 1999; Tagliaferri et al. 2001) in which both short and long-term X-ray outbursts were observed. We found no significant variability of the nucleus between the nights in our NIR bands.

MS 2143+070: The host galaxy of this BL Lac object has been well studied with *HST* and ground-based observatories. Scarpa et al. (2000b) derived $m_H = 15.3$ mag from NICMOS data, which is consistent with the ground-based value derived by Kotilainen, Falomo, & Scarpa (1998b). These H-band values are intermediate to our derived J and K galaxy magnitudes, as expected, and the effective radii we determined (6.0 and 7.1 kpc, at K and J, respectively) are also within the range of H-band derived values from the ground (5.5 kpc) and space (7.6 kpc). An I-band *HST* detection of the host by Jannuzi, Yanny, & Impey (1997) was confirmed (Urry et al. 1999) and combined with V-band data from the *HST* survey (Scarpa et al. 2000a; Urry et al. 2000) and found to have a $V-I$ color of 1.61 mag. The *HST* survey results show $M_R = -23.7$ mag, $\mu_e = 21.7$ mag arcsec $^{-2}$, and $r_e = 10.6$ kpc (Scarpa et al. 2000a; Urry et al. 2000), assuming $V-R = 0.86$ mag, which agree well with ground-based results (Wurtz, Stocke, & Yee 1996; Falomo & Kotilainen 1999).

PKS 2240–260: The redshift of 0.774 for this object is based on two weak features in the spectra and awaits confirmation (Stickel, Fried, & Kühr 1993). The host was unresolved in the *HST* snapshot survey (Scarpa et al. 2000a; Urry et al. 2000) and remains unresolved by us, even with our fairly deep (42 min) image. This is the first published attempt to resolve the host in the NIR. We find a K-band magnitude for the BL Lac of 13.3 mag that is near its historical maximum in this band (Fan & Lin 1999). It has been seen to be as faint as 14.8 mag at this band (Gear 1993).

H 2356–309: The host is resolved as an elliptical in the *HST* data with $M_R = -23.2$ mag, $\mu_e = 21.1$ mag arcsec $^{-2}$, and $r_e = 7.1$ kpc (Scarpa et al. 2000a; Urry et al. 2000) in general agreement with previous ground-based results (Falomo 1991). Falomo et al. (2000) found that this is a normal elliptical from a 2-D analysis of the *HST* data and also found a close $1''.2$ companion to the S-W. This companion is indistinguishable in our images and can contribute only $< 1\%$ to the total flux of the galaxy (Falomo et al. 2000) so was not masked. We imaged the galaxy in three NIR bands and our two epochs of H-band results agree well within our errors, and with results from NICMOS imaging ($M_H = -25.5$ mag and $\mu_e = 18.5$ mag arcsec $^{-2}$; Scarpa et al. 2000b) except that they fit a larger galaxy ($r_e = 6.5$ kpc versus our derived value of 4.2 kpc) with smaller uncertainty.

4. SUMMARY AND CONCLUSIONS

We have successfully separated the NIR host galaxy emission from the bright nuclei of eight BL Lac objects. These objects are at known, and relatively low ($z \leq 0.308$) redshifts. Three targets at $z \gtrsim 0.5$ were unresolved, and one marginally resolved BL Lac is at an unknown redshift. The hosts studied here are large elliptical galaxies with average luminosities comparable to brightest cluster member galaxies and over one magnitude brighter than normal ellipsoids (see section 3.1). This is consistent with findings established in previous H-band (Kotilainen, Falomo, & Scarpa 1998b; Scarpa et al. 2000b) and optical waveband studies (e.g. Falomo 1996; Wurtz, Stocke, & Yee 1996; Scarpa et al. 2000a; Urry et al. 2000). Our additional data allowed us to better constrain a Kormendy relation for BL Lac objects in the NIR which is remarkably similar to that of normal ellipticals and in general agreement with observations of radio galaxies and other types of AGN (e.g. Taylor et al. 1996, see section 3.1).

Our observations allowed us to investigate colors within the NIR-band for the first time in five galaxies, as well as providing additional optical-to-NIR colors for eight objects. We find average $R-K$ and $J-K$ colors which are indistinguishable from those measured in normal elliptical galaxies (section 3.2), typical of old stellar populations at the redshifts of the sources (Poggianti 1997; Scarpa et al. 2000b). The color profiles which utilized R-band *HST* observations show a bluer trend away from the galaxy centers, although the magnitude of this gradient is not definitive. Taken together, the presently available NIR data show that in all respects we could investigate, the BL Lac host galaxies are luminous ellipticals showing old stellar populations, and lends further support to a picture in which all elliptical galaxies can experience a phase of nuclear activity and that the galaxies do not know about the nucleus. Considering recent results on black hole demography (see Urry 2003, for a recent summary), which shows that most probably all ellipticals harbor a super-massive black hole in their center (e.g. Gebhardt et al. 2000; Ferrarese et al. 2001), such a finding is not very surprising.

Support for this work was provided by NASA through grant number GO-07893.01-96A from the Space Telescope Science Institute, which is operated by AURA, Inc., under NASA contract NAS 5-26555. C. C. C. was a STScI Summer Student Program participant in 2000, and is thankful to its coordinator David Soderblom, and is also grateful to John Wardle and Dave Roberts at Brandeis for their continued support of his research. C. M. U. and M. G. thank the staff of the Las Campanas Observatory for their hospitality and support during the observing run. This research has made use of NASA's Astrophysics Data System Abstract Service.

REFERENCES

- Barth, A. J., Ho, L. C., & Sargent, W. L. W. 2003, *ApJ*, 583, 134
 Birkinshaw, M., Worrall, D.M., & Hardcastle, M. J. 2002, *MNRAS*, 335, 142
 Bressan, A., Chiosi, C., & Tantalo, R. 1996, *A&A*, 311, 425
 Cardelli, J.A., Clayton, G.C., & Mathis, J.S. 1989, *ApJ*, 345, 245
 de Vaucouleurs, G. 1948, *Annales d'Astrophysique*, 11, 247
 Djorgovski, S. & Davis, M. 1987, *ApJ*, 313, 59
 Falomo, R. 1991, *AJ*, 101, 821
 —. 1994, *ESO Messenger*, 77, 49
 —. 1996, *MNRAS*, 283, 241
 Falomo, R. & Kotilainen, J.K. 1999, *A&A*, 352, 85
 Falomo, R., Scarpa, R., Treves, A., & Urry, C.M. 2000, *ApJ*, 542, 731
 Fan, J.H. & Lin, R.G. 1999, *ApJS*, 121, 131
 Fanaroff, B.L. & Riley, J.M. 1974, *MNRAS*, 167, 31P
 Ferrarese, L., Pogge, R.W., Peterson, B.M., Merritt, D., Wandel, A., & Joseph, C.L. 2001, *ApJ*, 555, L79
 Gear, W. K. 1993, *MNRAS*, 264, 919
 Gebhardt, K. et al. 2000, *ApJ*, 539, L13
 Gregg, M. D. 1989, *ApJS*, 69, 217
 Heidt, J., Nilsson, K., Pursimo, T., Takalo, L.O., & Sillanpää, A. 1996, *A&A*, 312, L13
 Jannuzi, B.T., Yanny, B., & Impey, C. 1997, *ApJ*, 491, 146
 Kormendy, J. & Djorgovski, S. 1989, *ARA&A*, 27, 235
 Kotilainen, J.K., Falomo, R., & Scarpa, R. 1998a, *A&A*, 332, 503
 —. 1998b, *A&A*, 336, 479
 Mobasher, B., Sharples, R.M., & Ellis, R.S. 1993, *MNRAS*, 263, 560
 Neugebauer, G., Matthews, K., Soifer, B.T., & Elias, J.H. 1985, *ApJ*, 298, 275
 Pahre, M.A., Djorgovski, S.G., & de Carvalho, R.R. 1995, *ApJ*, 453, L17
 Peletier, R.F., Valentijn, E.A., & Jameson, R.F. 1990, *A&A*, 233, 62
 Perlman, E.S., Madejski, G., Stocke, J.T., & Rector, T.A. 1999, *ApJ*, 523, L11
 Persson, S.E., West, S.C., Carr, D.M., Sivaramakrishnan, A., & Murphy, D.C. 1992, *PASP*, 104, 204
 Persson, S.E., Murphy, D.C., Krzeminski, W., Roth, M., & Rieke, M.J. 1998, *AJ*, 116, 2475
 Poggianti, B.M. 1997, *A&AS*, 122, 399
 Recillas-Cruz, E., Carrasco, L., Serrano, A., & Cruz-Gonzalez, I. 1990, *A&A*, 229, 64
 Scarpa, R., Urry, C.M., Falomo, R., Pesce, J.E., Webster, R., O'Dowd, M., & Treves, A. 1999a, *ApJ*, 521, 134
 Scarpa, R., Urry, C.M., Falomo, R., & Treves, A. 1999b, *ApJ*, 526, 643
 Scarpa, R., Urry, C.M., Falomo, R., Pesce, J.E., & Treves, A. 2000a, *ApJ*, 532, 740
 Scarpa, R., Urry, C.M., Padovani, P., Calzetti, D., & O'Dowd, M. 2000b, *ApJ*, 544, 258
 Schombert, J.M., Hanlan, P.C., Barsony, M., & Rakos, K.D. 1993, *AJ*, 106, 923
 Silva, D.R. & Elston, R. 1994, *ApJ*, 428, 511
 Stickel, M., Fried, J.W., & Kühr, H. 1993, *A&AS*, 98, 393
 Tagliaferri, G., et al. 2001, *A&A*, 368, 38
 Taylor, G.L., Dunlop, J.S., Hughes, D.H., & Robson, E.I. 1996, *MNRAS*, 283, 930
 Urry, C.M. & Padovani, P. 1995, *PASP*, 107, 803
 Urry, C.M., Falomo, R., Scarpa, R., Pesce, J.E., Treves, A., & Giavalisco, M. 1999, *ApJ*, 512, 88
 Urry, C.M., Scarpa, R., O'Dowd, M., Falomo, R., Pesce, J.E., & Treves, A. 2000, *ApJ*, 532, 816
 Urry, C.M. 2003, in "Active Galactic Nuclei: from Central Engine to Host Galaxy," eds. S. Collin, F. Combes, & I. Shlosman, *ASP Conf. Series* 290, 2
 Wurtz, R., Stocke, J.T., & Yee, H.K.C. 1996, *ApJS*, 103, 109

TABLE 1
JOURNAL OF THE OBSERVATIONS

Name	Date (in 1998)	Filter	Exposure* [minutes]	Sky Brightness [mag arcsec ⁻²]	FWHM [arcsec]	Resolved?
PKS 0138–097	Sep 29	K	54	13.4	0.79	No
MS 0158+002	Sep 30	K	72	13.4	0.93	Yes
MS 0331–363	Sep 29	K	36	13.4	0.83	Yes
	Oct 1	K	18	13.5	1.05	Yes
1ES 0347–121	Sep 30	K	54	13.3	0.87	Yes
MS 0350–371	Sep 30	K	18	13.2	0.93	Yes
	Oct 1	K, J	36, 36	13.5, 16.2	0.92, 1.10	Yes
MS 0419+194	Sep 28	K	27	13.5	0.93	No
PKS 0521–365	Oct 1	K, J	28, 18	13.3, 15.8	1.01, 0.91	Yes
H 1914–194	Sep 28	K	63	13.4	0.95	Yes
	Sep 30	K	54	13.2	0.72	Yes
PKS 2005–489	Sep 29	K, J, H	4.5, 12, 4.5	13.2, 15.8, 13.6	0.78, 0.89, 0.81	Yes
	Oct 1	K, J, H	4, 12, 7.5	13.2, 15.4, 13.6	0.93, 0.93, 0.88	Yes
MS 2143+070	Sep 29	K	54	13.2	0.89	Yes
	Sep 30	J	54	15.8	0.92	Yes
PKS 2240–260	Oct 1	K	42	13.4	0.93	No
H 2356–309	Sep 28	K, J, H	54, 54, 27	13.8, 16.7, 14.3	0.82, 0.88, 0.86	Yes
	Sep 29	H	54	14.1	0.86	Yes

Note. — *Total integration time for each night.

TABLE 2
BL LAC AND HOST GALAXY NEAR-INFRARED PROPERTIES

Name	z	Filter	$A^{(a)}$ [mag]	$K\text{-corr}^{(b)}$ [mag]	$m_{Tot}^{(c)}$ [mag]	$m_{PSF}^{(c)}$ [mag]	$m_{Host}^{(c)}$ [mag]	$\mu_e^{(d)}$ [mag/asec ²]	$r_e^{(e)}$ [arcsec]	$M_{PSF}^{(f)}$ [mag]	$M_{Host}^{(f)}$ [mag]	$r_e^{(e)}$ [kpc]
PKS 0138–097	0.733	K	0.02	...	14.6	–29.3
MS 0158+002	0.299	K	0.02	–0.65	14.9	15.9 ± 0.6	14.6 ± 0.5	17.0 ± 3.6	0.8 ± 1.3	–25.7	–26.3	4.7 ± 7.7
MS 0331–363	0.308	K	0.01	–0.65	14.7	16.3 ± 0.8	14.5 ± 0.3	18.1 ± 2.7	1.4 ± 1.7	–25.4	–26.5	8.5 ± 10.3
1ES 0347–121	0.185	K	0.04	–0.48	14.5	15.8 ± 0.5	14.2 ± 0.3	16.2 ± 1.1	0.6 ± 0.3	–24.7	–25.8	2.5 ± 1.3
MS 0350–371	0.165	K	0.01	–0.44	13.9	15.4 ± 0.5	13.7 ± 0.2	17.3 ± 1.5	1.2 ± 0.8	–24.8	–26.1	4.6 ± 3.1
		J	0.03	0.09	15.3	17.2 ± 1.1	14.9 ± 0.4	17.5 ± 2.6	1.0 ± 1.2	–23.0	–25.4	3.8 ± 4.6
MS 0419+194	0.512	K	0.18	...	16.0	–27.1
PKS 0521–365	0.055	K	0.03	–0.18	11.3	12.4 ± 0.3	11.4 ± 0.2	14.7 ± 0.5	1.0 ± 0.2	–25.3	–26.1	1.5 ± 0.3
		J	0.07	0.03	12.7	14.1 ± 0.1	12.7 ± 0.1	16.9 ± 0.3	1.7 ± 0.2	–23.6	–25.1	2.5 ± 0.3
H 1914–194	...	K	12.7	12.8 ± 0.1	14.2 ± 0.4	...	4.0 ± 1.9
PKS 2005–489	0.071	K	0.01	–0.22	10.2	10.6 ± 0.2	11.1 ± 0.2	14.4 ± 0.3	1.0 ± 0.1	–27.6	–26.9	1.9 ± 0.2
		H	0.02	0.00	10.7	11.1 ± 0.1	11.7 ± 0.2	15.7 ± 0.5	1.5 ± 0.3	–27.1	–26.5	2.8 ± 0.6
		J	0.03	0.04	11.3	11.7 ± 0.1	12.6 ± 0.2	17.1 ± 0.4	2.0 ± 0.3	–26.6	–25.7	3.7 ± 0.6
MS 2143+070	0.237	K	0.04	–0.57	14.4	15.7 ± 0.5	14.3 ± 0.3	17.7 ± 2.6	1.2 ± 1.4	–25.4	–26.2	6.0 ± 7.1
		J	0.11	0.11	15.9	16.8 ± 0.5	15.8 ± 0.5	18.8 ± 2.2	1.4 ± 1.4	–24.3	–25.4	7.1 ± 7.1
PKS 2240–260	0.774 ^(g)	K	0.01	...	13.3	–30.8
H 2356–309	0.165	K	0.01	–0.44	13.8	14.5 ± 0.2	14.1 ± 0.2	17.5 ± 1.6	1.1 ± 0.8	–25.7	–25.6	4.2 ± 3.1
		H	0.02	0.01	14.3	15.1 ± 0.3	14.5 ± 0.3	17.4 ± 2.2	1.1 ± 1.1	–25.1	–25.7	4.2 ± 4.2
		J	0.03	0.09	15.1	15.9 ± 0.4	15.2 ± 0.4	18.0 ± 1.6	1.1 ± 1.7	–24.3	–25.1	4.2 ± 6.5
K-band median ^(h)	0.175					15.6	14.2			–25.4	–26.2	4.4

Note. — ^(a) Interstellar extinction corrections using R-band extinction coefficients (A_R) from Urry et al. (2000) and appropriate NIR relations from Cardelli, Clayton, & Mathis (1989): $A_J/A_R = 0.377$, $A_H/A_R = 0.234$, and $A_K/A_R = 0.150$.

^(b) K-corrections for first-ranked elliptical galaxies from Neugebauer et al. (1985) citing private communication from S.E. Persson (1984), interpolated to the redshifts of our targets.

^(c) Observed total (Tot), BL Lac nucleus (PSF), and (Host) galaxy magnitudes. The host galaxy magnitudes were integrated to infinite radius so will appear in many cases to exceed the observed total magnitudes.

^(d) Surface brightness at the half-light (effective) radius (r_e) with corrections for extinction, K-correction, and cosmological dimming applied.

^(e) Bulge scale-length (effective radius), i.e., the radius at which half of the light in the galaxy is enclosed.

^(f) Absolute magnitudes for the BL Lac nucleus (PSF) and Host. Both were extinction corrected but only the galaxy values were K-corrected. The BL Lac nuclei are assumed to have flat power law spectra, therefore have negligible K-corrections.

^(g) Uncertain redshift.

^(h) Statistics only for resolved objects.

TABLE 3
HOST GALAXY COLORS

Name	R-K ^(a) [mag]	J-K ^(a) [mag]	$\Delta(R-K)/\Delta\log r$ ^(b) [mag]
MS 0158+002	3.3	...	-2.00
MS 0331-363	2.2	...	-1.10
1ES 0347-121	2.6	...	-1.06
MS 0350-371	2.7	0.7	-0.86
PKS 0521-365	2.8	1.0	-1.86
PKS 2005-489	3.0	1.2	-2.37
MS 2143+070	2.5	0.8	-0.33
H 2356-309	2.4	0.5	-0.57
Median	2.7	0.8	-1.08

Note. — ^(a) Integrated rest frame colors, extinction and K-corrected. R-band values are taken from Urry et al. (2000).

^(b) Color gradient measured from the data presented in Figure 4 which used our K-band results and the R-band data from the *HST* survey (Scarpa et al. 2000a; Urry et al. 2000).