

The Lamé' Equation for Distance-Redshift in Partially Filled Beam Friedmann-Lemaître-Robertson-Walker Cosmology

R. Kantowski*

Department of Physics and Astronomy,

University of Oklahoma

Norman, OK 73019, USA

(Dated: November 20, 2018)

Abstract

The differential equation governing distance-redshift for partially filled-beam optics in pressure-free Friedmann-Lemaître-Robertson-Walker Cosmology (FLRW) is shown to be the Lamé' equation. The distance-redshift, $D(z)$, discussed is appropriate for observations in inhomogeneous cosmologies for which lensing by masses external to the observing beam are negligible and for which lensing by transparent matter within the beam can be approximated by a homogeneous mass density expanding with the FLRW background. Some solutions of the derived Lamé' equation are given in terms of Weierstrass elliptic integrals. A new simplified and useful expression for filled-beam $D(z)$ in standard flat FLRW is also given.

PACS numbers: 98.80.-k

Keywords: cosmology: theory – large-scale structure of universe

*Electronic address: kantowski@mail.nhn.ou.edu

I. INTRODUCTION TO GRAVITATIONAL OPTICS

One constant goal of cosmology has been to determine the large scale geometrical structure of the Universe, i.e., the Hubble parameter H_0 and the mass density parameter Ω_m . More recently an additional dynamical parameter Ω_Λ (a cosmological constant or vacuum energy term) has been added to the “must know” list and even more exotic forms of matter and associated parameters are being speculated about, e.g., quintessence, see [30]. One statistically significant constraint on these parameters comes from fitting the observed magnitude-redshift of type Ia supernovae to Hubble curves predicted by the FLRW models, [34, 37, 40]. Magnitude-redshift $m(z)$, or equivalent distance-redshift $D(z)$, for FRW (same as FLRW but without Λ) was first given by Mattig [31]. In contrast to the real Universe, FLRW models are homogeneous and isotropic on all scales. The first modification to the theoretical Hubble curves to account for the lack of homogeneity dates back to Zel’dovich [50]. This modification amounted to correcting for the decreased converging effect of the decreased mass density in the line of sight between the observer and the distant object. The idea for this modification is that: (i) inhomogeneous matter exists in the universe at the expense of homogeneous matter, $\rho_I = \rho_0 - \rho_H$, (ii) the effects of inhomogeneous mass should be accounted for by gravitational lensing. It is this same correction to the Hubble curve being discussed here.

The original geometrical construction by Zel’dovich was for a flat $\Lambda = 0$ universe in which all matter was absent from the observing beam, $\rho_H = 0$. He was the first to give a differential equation from which a corrected distance-redshift was derived. The cosmological constant, Λ , was noticeably absent in most calculations done in those days; it was considered to be nothing more than a mistake made by Einstein. The first derivation of the differential equation for $D(z)$ with $\Omega_m \neq 1$ was by Dashevskii and Zel’dovich [8] but again only for the empty beam case. It was Dashevskii and Slysh [7] that extended the equation to partially filled observing beams, $\rho_H \neq 0$. The differential equation evolved as the number of parameters increased and the types of cosmologies changed, see Kantowski [21] and for some history of solutions see [23].

The first attempt to make use of the corrected magnitude-redshift by Bertotti [3] was met with widespread skepticism. The primary objection (which is valid for weak lensing but not for strong) was that the mean magnitude of a distant object didn’t agree with the

standard homogeneous results of Mattig [31]. The primary source of the ‘error’ was thought to be the perturbative nature of the cosmological model used. In Betrotti [3] part of the homogeneous FRW mass density was removed and the effect of this missing mass density on optical observations was accounted for in accordance with the earlier work of Zel’dovich [50]. Additional point masses were superimposed to account for lensing by nearest neighbor galaxy impacts. Another more comprehensive numerical calculation by Gunn [17] did not contradict this previous work.

To overcome the suspected approximation error, the author was encouraged to develop geometrical optics for a type of universe called Swiss cheese. This universe is homogeneous FLRW with numerous spherical holes removed and replaced by point masses Schwarzschild solutions [13] or other spherically symmetric matter [4], (see [28] for a history of these solutions) appropriately constrained to satisfy Einstein’s gravity theory. Because this model was an exact solution to Einstein’s GR, questions related to perturbative errors disappeared. With the introduction of the complex Swiss cheese model came the necessity of following waves as they pass from homogeneous FLRW into and through inhomogeneous Schwarzschild or Bondi and out again and so on. With Swiss cheese it could be demonstrated that a wave going through an inhomogeneity re-emerged with an insignificantly modified redshift-radius relation ($1 + z = R_0/R$) and that the affine parameter value was likewise unaltered from FRW. These results were necessary, but were suspect assumptions made when using superposition models. Geometrical optics in Swiss cheese could be done only because of the earlier work of Sachs [39] and Jordan, Ehlers, and Sachs [20] that developed the optical-scalar equations for light propagation in any gravity field.

The geometrical optics approximation for light waves is equivalent to a bundle of non-rotating rays traveling from a source in the distant past to an observer here and now. It is the fractional increase in the area A of this beam that determines the fractional decrease in the luminosity of the object as seen by us, $\ell \propto 1/A$. What complicates evaluation of the area A of an observing beam is the existence of two accompanying properties, the distortion of the beam (measured by its shear σ or equivalently $\xi \equiv \sigma A$ used below) and the orientation of the distortion (measured by an angle ϕ). The dynamics of these three parameters are intricately coupled as can be seen in the following form Kantowski [21] of the optical scalar

equations of [39] and [20].

$$\begin{aligned}
\frac{\sqrt{A}''}{\sqrt{A}} + \frac{\xi^2}{A^2} &= \mathcal{R}, \\
\xi' &= AC \cos(\beta - \phi), \\
\phi'\xi &= AC \sin(\beta - \phi).
\end{aligned} \tag{1}$$

These equations are complicated in their details but are easy to understand in principle. They contain three independent variables A , ξ , and ϕ that represent properties of a particular geometrical optics wave. The other three terms \mathcal{R} , \mathcal{C} , and β are driving terms which are properties of the gravitational field in which the wave propagates. To use these equations first connect the source and observer with a single central light ray, a null geodesic of the gravity field, parameterized by an affine parameter, i.e., the prime derivatives in (1). You then start the three independent wave variables at the source with initial data appropriate for a point source in Euclidian geometry, $A \propto r^2$, $\xi = 0$, and $\phi = \text{arbitrary}$. As the bundle of rays propagates through the gravity field they are converged (A is decreased) by the Ricci tensor (the negative \mathcal{R} term) and are distorted or sheared (i.e., $\xi = \sigma A$ becomes non-zero) by the Weyl tensor \mathcal{C} (the conformal curvature part of the Riemann tensor). The Ricci tensor is determined by the local density of matter within the bundle of rays whereas the Weyl tensor is determined by inhomogeneous matter near but external to the rays. The orientation of the distortion of the rays ϕ is driven by the orientation β of the inhomogeneities in the Weyl tensor.

For homogeneous FLRW, $\mathcal{C} = 0$ (which keeps the shear term $\xi = 0$), $\mathcal{R} = -3/2\Omega_m(1+z)^5$ and the affine parameter is related to the redshift by

$$' \equiv -(1+z)^3 \sqrt{1 + \Omega_m z + \Omega_\Lambda [(1+z)^{-2} - 1]} \frac{d}{dz}. \tag{2}$$

For Swiss cheese with Schwarzschild inhomogeneities, (1) reduces to a single linear and homogeneous 3^{rd} -order differential equation for A , provided the light beam interacts with enough randomly distributed inhomogeneities as it travels from source to observer, [21]. This 3^{rd} -order equation was an analytic version of [3] and [17] which accounted for the decreased mass density in the observing beam and for the lensing of galaxies, except it was derived for an exact GR cosmology. In [12] the entire calculation was extended to include $\Lambda \neq 0$ by simply including the Ω_Λ term in (2).

A more universal application of (1), as recognized by Dyer and Roeder [10], occurs when the beam interacts infrequently with inhomogeneities or when the interactions introduce negligible shear. In this case $\xi \approx 0$ and \sqrt{A} satisfies a linear homogeneous second order differential equation:

$$\frac{\sqrt{A}''}{\sqrt{A}} = \mathcal{R}. \quad (3)$$

Values for \mathcal{R} can be computed for exact gravity fields such as for FLRW as given above and for Swiss cheese where \mathcal{R} fluctuates, dropping from the FLRW value to zero in voids. For Swiss cheese, [21] and [12], where the driving term \mathcal{R} can be replaced by its average along the light path the area equation becomes,

$$\frac{\sqrt{A}''}{\sqrt{A}} = -\frac{3}{2} \frac{\rho_H}{\rho_m} \Omega_m (1+z)^5, \quad (4)$$

where ρ_H/ρ_m is the filling fraction (often denoted by α) and is the transparent fraction of the total matter density that appears in the beam. Many refer to this equation as the Dyer-Roeder equation, however, to do so does an injustice to Zel'dovich who first created and solved the equation, to Sachs whose optical scalar equations it is rigorously derived from, and to others who developed and solved the equation prior to Dyer and Roeder's first publication [10].

Modification of (2) and the value of the Ricci term in (3) can also be made to account for additional matter contents of the FLRW model such as quintessence, etc., see [29],[16], [41], [42] and [48]. It should be understood that there are no exact Swiss cheese type models containing pressure in which to verify perturbative assumptions such as the affine parameter and the radius-redshift remaining as they are in the corresponding homogeneous FLRW model.

In the next section (4) is converted into its Lamé' form and in the following section it is solved to give $D(z)$ for some special cases. One new result (41), seems particularly useful, that of flat filled-beam FLRW.

II. THE PARTIALLY FILLED BEAM EQUATION

In this section the partially filled beam area-redshift equation for pressure-free FLRW is revealed to be a standard Lamé equation when the dependent and independent variables are appropriately redefined.

We first rewrite equation (4) using (2) as

$$(1+z)^3 \sqrt{1 + \Omega_m z + \Omega_\Lambda [(1+z)^{-2} - 1]} \times \frac{d}{dz} (1+z)^3 \sqrt{1 + \Omega_m z + \Omega_\Lambda [(1+z)^{-2} - 1]} \frac{d}{dz} \sqrt{A(z)} + \frac{(3+\nu)(2-\nu)}{4} \Omega_m (1+z)^5 \sqrt{A(z)} = 0, \quad (5)$$

where the parameter ν (the filling parameter) has been introduced to accommodate standard mathematical notation for special functions

$$\frac{\rho_I}{\rho_m} = \frac{\nu(\nu+1)}{6}, \quad 0 \leq \nu \leq 2$$

$$\frac{\rho_H}{\rho_m} \equiv \alpha = 1 - \frac{\rho_I}{\rho_m} = \frac{(3+\nu)(2-\nu)}{6}. \quad (6)$$

Luminosity distance is related to a particular solution $A(z)$ of this equation by

$$D_\ell \equiv (1+z_s) \sqrt{\frac{A|_0}{\delta\Omega_s}}. \quad (7)$$

$A|_0$ is the observed area of a beam of light that started expanding with initial solid angle $\delta\Omega_s$ from a point source at redshift z_s . It is evaluated by integrating equation (5) from the source $z = z_s$ to the observer $z = 0$ with initial data which makes the wave front satisfy Euclidean geometry when leaving the source (area=radius² × solid angle):

$$\sqrt{A}|_s = 0,$$

$$\frac{d\sqrt{A}|_s}{dz} = -\sqrt{\delta\Omega_s} \frac{c}{H_s(1+z_s)}, \quad (8)$$

where in FLRW the value of the Hubble parameter at z_s is related to the current value H_0 at $z = 0$ by

$$H_s = H_0(1+z_s) \sqrt{1 + \Omega_m z_s + \Omega_\Lambda [(1+z_s)^{-2} - 1]}. \quad (9)$$

In [23] equation (5) was transformed into the form of a standard Heun equation by changing the independent variable from z to y and the dependent variable from $\sqrt{A(z)}$ to h .

A. $\Omega_0 \equiv \Omega_m + \Omega_\Lambda \neq 1$, The Non-Flat FLRW Models

For the non-flat cases the required change of variables is

$$\begin{aligned}
y &= \frac{\Omega_m}{1 - \Omega_0}(1 + z), \\
h &= (1 + z)\sqrt{\frac{A}{\delta\Omega_s}}.
\end{aligned}
\tag{10}$$

The resulting equation is

$$\frac{d^2h}{dy^2} + \frac{\left(1 + \frac{3}{2}y\right)y}{y^3 + y^2 - b_\Omega} \frac{dh}{dy} - \frac{\frac{1}{4}\nu(\nu + 1)y + 1}{y^3 + y^2 - b_\Omega} h = 0,
\tag{11}$$

where the constant b_Ω depends on the two FLRW density parameters Ω_m and Ω_Λ ,

$$b_\Omega \equiv -\Omega_m^2\Omega_\Lambda/(1 - \Omega_0)^3.
\tag{12}$$

Equation (11) was recognized as a Heun [19] equation, (see [38] for details) and its solution was given in terms of linear Heun functions, Hl by Kantowski [23]. Sereno et al. [41] found that it remains Heun if the cosmological constant is replaced by domain wall sources; however, when replaced by string networks it reduces to hypergeometric. Equations for other types of quintessence sources are yet to be classified.

Even though the Heun equation is only slightly more complicated than the hypergeometric equation (e.g., it has 4 regular singular points rather than 3) Heun functions are not yet available in standard computer libraries. Consequently, such expressions are not yet useful for comparison with data. Because the exponents of three of the singular points of the area equation (in standard Heun form) are 0 and 1/2 [see Eqn. (13) in [23]], equation (11) is in fact equivalent to the Lamé equation, as was pointed out at that time. Details of transforming (11), i.e., (5) into Lamé form will now be given. The required change of independent variable is:

$$u(z) \equiv \int_\infty^{p(z)} \frac{dt}{\sqrt{4t^3 - t/12 - g_3}} < 0,
\tag{13}$$

where integration is along the positive real axis and

$$p(z) \equiv \frac{\Omega_m}{4|1 - \Omega_0|}(1 + z) - \frac{\kappa}{12} > -\frac{\kappa}{12}.
\tag{14}$$

The constant g_3 is given by

$$g_3 = \frac{\kappa}{3^3 2^3}(1 - b),
\tag{15}$$

where the constant b is related to b_Ω of (12) as in [23],

$$b \equiv \frac{27}{2} b_\Omega = -(27/2) \frac{\Omega_m^2 \Omega_\Lambda}{(1 - \Omega_0)^3}, \quad (16)$$

and the parameter κ is determined by the sign of the 3-curvature

$$\kappa \equiv \frac{\Omega_0 - 1}{|\Omega_0 - 1|} = \pm 1. \quad (17)$$

The three cubics appearing in (5), (11), and (13) are related by:

$$\begin{aligned} 4p^3 - \frac{1}{12}p - g_3 &= -\kappa \frac{1}{4^2} (y^3 + y^2 - b_\Omega) \\ &= \left(\frac{\Omega_m}{4}\right)^2 \frac{1}{|1 - \Omega_0|^3} \left\{ (1+z)^2(1 + \Omega_m z) + \Omega_\Lambda [1 - (1+z)^2] \right\}, \end{aligned} \quad (18)$$

and are all positive for Big Bang cosmologies. The resulting Lamé equation¹ in Weierstrass form is:

$$\frac{d^2 h}{du^2} + \left[\kappa \left(1 - \frac{\nu(\nu+1)}{12} \right) - \nu(\nu+1) \mathcal{P} \left(u; \frac{1}{12}, g_3 \right) \right] h = 0, \quad (19)$$

where $\mathcal{P}(u; g_2, g_3)$ is the Weierstrass elliptic function (see Figs. 1 and 2) defined by

$$u = \int_\infty^{\mathcal{P}(u; g_2, g_3)} \frac{dt}{\sqrt{4t^3 - g_2 t - g_3}}. \quad (20)$$

The discriminant in the general case is

$$\Delta \equiv g_2^3 - 27 g_3^2, \quad (21)$$

which reduces to

$$\Delta = \frac{(2-b)b}{(12)^3}, \quad (22)$$

for (19) and is positive only for $0 < b < 2$. For these special models the cubic in (20) has three real roots and for Big Bang cosmologies these are the recollapsing models. For other values of b the cubic has only one real root and a pair of complex conjugates ones.

The Riemann surface for the integrand of (20) is double layered because of the square root and has three branch points because of the cubic. The two layers of the square root make $\mathcal{P}(u) = \mathcal{P}(-u)$ and the branch points make $\mathcal{P}(u)$ doubly periodic. The integral is path

¹ See section 15.2 of [14]. Equation (19) above is not the most general Lamé equation. In general it contains two additional arbitrary parameters: H rather than $\kappa(1 - \nu(\nu+1)/12)$, and g_2 as in (20) rather than $1/12$.

dependent and by circumscribing two branch points the value of the integral is increased by a fixed period. By circumscribing another pair of branch points a second period is obtained. A third choice of branch points gives a combination of the first two periods. The domain for $\mathcal{P}(u)$ is usually given as a fundamental parallelogram (cell) centered at the origin of the complex u plane and generated by two half periods ω and ω' , see Fig. 1. What is needed to determine Luminosity-distance from (19) are values for u in this cell on the negative real axis, as determined by (13). In general, \mathcal{P} has only one singularity in a fundamental cell, a second order pole at $u = 0$ with vanishing residue, for which $\mathcal{P}(u) - 1/u^2$ is not only analytic but vanishes at $u = 0$. To use (19) to determine luminosity distance the boundary conditions (8) on the area A must be translate to boundary conditions on h :

$$\begin{aligned} h|_s &= 0, \\ \frac{dh}{du}|_s &= -\frac{c}{H_0\sqrt{|1-\Omega_0|}}. \end{aligned} \quad (23)$$

The resulting luminosity distance is then given by

$$D_\ell(z_s) = (1 + z_s)h(u(0)). \quad (24)$$

In Section III, equation (19) is integrated for some special cases.

B. $\Omega_0 \equiv \Omega_m + \Omega_\Lambda = 1$, Flat FLRW Models

For the flat case the required change of variables for (5) is

$$\begin{aligned} y &= \Omega_m(1+z), \\ h &= (1+z)\sqrt{\frac{A}{\delta\Omega_s}}, \end{aligned} \quad (25)$$

and the resulting equation in Heun form is

$$\frac{d^2h}{dy^2} + \frac{\frac{3}{2}y^2}{y^3 + \Omega_m^2\Omega_\Lambda} \frac{dh}{dy} - \frac{\frac{1}{4}\nu(\nu+1)y}{y^3 + \Omega_m^2\Omega_\Lambda} h = 0. \quad (26)$$

This equation was described in [23] but was never actually written down. However, solutions to (26), linear Heun functions, were used to give an expression for luminosity distance for flat FLRW. When $\Omega_0 = 1$, Kantowski and Thomas [25] showed that (5) was equivalent to the Legendre equation and $D_\ell(z)$ was given in terms of associated Legendre functions,

as well as equivalent hypergeometric functions. An equivalent hypergeometric result was independently given by Demianski et al. [9]. Sereno et al. [41], [42] have shown that the equation remains hypergeometric even when generic quintessence is introduced.

To transform (26) into Lamé' form the change of dependent variable is the same as in (25); however, the change of independent variable from z to u simplifies to

$$u(z) \equiv \int_{\infty}^{p(z)} \frac{dt}{\sqrt{4t^3 + 4}} = -\frac{1}{\sqrt{p(z)}} {}_2F_1\left(\frac{1}{6}, \frac{1}{2}; \frac{7}{6}, -\frac{1}{p(z)^3}\right) < 0, \quad (27)$$

where

$$p(z) \equiv \left(\frac{\Omega_m}{1 - \Omega_m}\right)^{1/3} (1 + z) > 0. \quad (28)$$

The area equation for flat FLRW in Lamé' form becomes:

$$\frac{d^2 h}{du^2} - \nu(\nu + 1)\mathcal{P}(u; 0, -4)h = 0, \quad (29)$$

where

$$\frac{d\mathcal{P}}{du} = \sqrt{4\mathcal{P}^3 + 4} = \frac{2}{\sqrt{1 - \Omega_m}} \sqrt{1 + \Omega_m[(1 + z)^3 - 1]} \quad (30)$$

Boundary conditions (23) on h change to:

$$\begin{aligned} h|_s &= 0, \\ \frac{dh}{du}|_s &= -\frac{2c}{H_0[\Omega_m^2(1 - \Omega_m)]^{1/6}}, \end{aligned} \quad (31)$$

but the connection of h to $D_\ell(z)$ is unchanged from (24).

III. THREE SOLVABLE CASES

To give useful and/or interesting expressions for luminosity distance as a function of redshift requires a knowledge of the special functions associated with the defining differential equations (11) or (19). In Kantowski [23] special functions associated with (11) called Heun functions were used to give $D_\ell(z)$; however, Lamé' functions defined by the Lamé' equation (19) are not defined for arbitrary values of the constant H (see footnote 1). Most of the special functions defined by (19) relate to boundary value problems where H is restricted to discrete characteristic values, see [14], [1], and [49]. The characteristic values do not coincide with the values needed in (19). However, there are three values $\{0, 1, 2\}$ for ν for which a complete solution to (19) can be given. In [24] it was recognized that the solution of (5) could

be given as elliptic integrals in Legendre form for these three cases. It is for these same three cases that the complete solution to (19) can be given and hence for these three cases the luminosity distance can be given by additionally applying boundary conditions, (23) or (31), and using (24). Because the Weierstrass form of Lamé equation contains the Weierstrass elliptic function its solution will be given in terms of Weierstrass elliptic integrals.

A. $\nu = 0$, The Filled Beam Case, Standard FLRW

The one case for which (19) is easily solvable is $\nu = 0$, the homogeneous filled beam FLRW case.

1. $\nu = 0$, $\Omega_0 \equiv \Omega_m + \Omega_\Lambda \neq 1$, The Non-Flat Case

The general solution is:

$$h(u) = c_1 S_\kappa[u - c_0], \quad (32)$$

where c_0 and c_1 are integration constants and $S_\kappa[]$ is one of two functions,

$$S_\kappa[] = \begin{cases} \sinh[] & : \kappa = -1, \\ \sin[] & : \kappa = +1. \end{cases}$$

Eqn. (32) results in an expression for luminosity distance

$$D_\ell(\Omega_m, \Omega_\Lambda, \nu = 0; z) = \frac{c(1+z)}{H_0 \sqrt{|1 - \Omega_0|}} S_\kappa[u(z) - u(0)], \quad (33)$$

where the source redshift has been simplified from z_s to z and $u(z)$ is defined by (13). If $\mathcal{P}^{-1}(p; g_2, g_3)$, the inverse of the Weierstrass function defined in (20),

$$\mathcal{P}^{-1}(p; g_2, g_3) \equiv \int_\infty^p \frac{dt}{\sqrt{4t^3 - g_2t - g_3}}, \quad (34)$$

is used to evaluate $u(z)$ the two inverse Weierstrass functions in (33) can be combined using the identity:

$$\mathcal{P}(u+v) = \frac{1}{4} \left[\frac{\mathcal{P}'(u) - \mathcal{P}'(v)}{\mathcal{P}(u) - \mathcal{P}(v)} \right]^2 - \mathcal{P}(u) - \mathcal{P}(v), \quad (35)$$

to give

$$\begin{aligned} u(z) - u(0) &= \left[\mathcal{P}^{-1}\left(p(z); \frac{1}{12}, g_3\right) - \mathcal{P}^{-1}\left(p(0); \frac{1}{12}, g_3\right) \right] \\ &= -\mathcal{P}^{-1}\left(\frac{\kappa}{6} + \frac{\left[\sqrt{(1+z)^2(1+\Omega_m z) - z(z+2)\Omega_\Lambda + 1}\right]^2 - \Omega_m(z+2)z^2}{4|1-\Omega_0|z^2}; \frac{1}{12}, g_3\right) > 0. \end{aligned} \quad (36)$$

The resulting expression for (33) was first given by Kaufman Schucking [26] and [27].² Care has to be exercised when using the identity (36) in (33). The inverse function (34) is multi-valued (e.g., its value (\pm) depends on p 's location on the Riemann surface of the square root appearing in (34)). In [24], (33) was given in terms of incomplete Legendre elliptic integral of the first kind, $F(\phi, k)$, rather than inverse Weierstrass elliptic integral $\mathcal{P}^{-1}(p; g_2, g_3)$.

2. $\nu = 0$, $\Omega_0 \equiv \Omega_m + \Omega_\Lambda = 1$, *Standard FLRW, The Filled-Beam Flat Case*

For the flat case the general solution to (29) is

$$h(u) = c_1 (u - c_0), \quad (37)$$

which results in a luminosity-distance

$$D_\ell(\Omega_m, \Omega_\Lambda = 1 - \Omega_m, \nu = 0; z) = \frac{2c(1+z)}{H_0[\Omega_m^2(1-\Omega_m)]^{1/6}} (u(z) - u(0)). \quad (38)$$

The z dependence of $u(z) - u(0)$ can be evaluated using (34) which is equivalent to a hypergeometric function by (27),

$$\begin{aligned} u(z) &= \mathcal{P}^{-1}\left(p(z); 0, -4\right) \\ &= -\frac{1}{\sqrt{p(z)}} {}_2F_1\left(\frac{1}{6}, \frac{1}{2}; \frac{7}{6}, -\frac{1}{p(z)^3}\right) \\ &= -\frac{1}{p(z)^{1/4}} 2^{1/6} \Gamma\left(\frac{7}{6}\right) P_{-1/6}^{-1/6}\left(\sqrt{1 + \frac{1}{p(z)^3}}\right) < 0, \end{aligned} \quad (39)$$

where $p(z)$ is given in (28). The third equality is simply a relation that exists between all associated Legendre functions and some hypergeometric functions. The addition law (35) results in the simplification

$$\begin{aligned} u(z) - u(0) &= \mathcal{P}^{-1}(p(z); 0, -4) - \mathcal{P}^{-1}(p(0); 0, -4) \\ &= -\mathcal{P}^{-1}\left(\left[\frac{2\sqrt{1 + \Omega_m z(3 + 3z + z^2)} + 2 + \Omega_m z(3 + z)}{[\Omega_m^2(1 - \Omega_m)]^{1/3} z^2}\right]; 0, -4\right) > 0. \end{aligned} \quad (40)$$

The expression obtained by using the last equality in (40) results in an expression obtained by [27] when the identity $\mathcal{P}(u; g_2, g_3) = T^2 \mathcal{P}(Tu; T^{-4}g_2, T^{-6}g_3)$ is used. When the equivalence

² A factor of 1/2 was left out of (4) of [27] compared to (32) of [26] and compared to (33) combined with (36) above.

of the inverse Weierstrass function $\mathcal{P}^{-1}(p; 0, -4)$ and the hypergeometric function ${}_2F_1$ as implied by (39) is used in (38) a new and simplified expression for luminosity distance for standard (filled beam) flat FLRW results:

$$\begin{aligned}
D_\ell(\Omega_m, \Omega_\Lambda = 1 - \Omega_m, \nu = 0; z) &= \frac{2c(1+z)z}{\left[2\sqrt{1 + \Omega_m z(3 + 3z + z^2)} + 2 + \Omega_m z(3 + z)\right]^{1/2}} \times \\
&{}_2F_1\left(\frac{1}{6}, \frac{1}{2}; \frac{7}{6}, -\left[\frac{[\Omega_m^2(1 - \Omega_m)]^{1/3} z^2}{2\sqrt{1 + \Omega_m z(3 + 3z + z^2)} + 2 + \Omega_m z(3 + z)}\right]^3\right) \\
&= \frac{c 2^{7/6} \Gamma\left(\frac{7}{6}\right) (1+z) z}{\left[2\sqrt{1 + \Omega_m z(3 + 3z + z^2)} + 2 + \Omega_m z(3 + z)\right]^{1/4}} \times \\
&P_{-1/6}^{-1/6}\left(\sqrt{1 + \left[\frac{[\Omega_m^2(1 - \Omega_m)]^{1/3} z^2}{2\sqrt{1 + \Omega_m z(3 + 3z + z^2)} + 2 + \Omega_m z(3 + z)}\right]^3}\right). \quad (41)
\end{aligned}$$

See [24], [25], and [9] for previously known expressions. The first expression in (41) should be quite efficient for numerical evaluation because ${}_2F_1 = 1 + \mathcal{O}(z^6)$ and the argument of the hypergeometric function remains close to zero for reasonable z . The second expression involving the associated Legendre function $P_{-1/6}^{-1/6}$ seem less useful but is included for completeness.

B. $\nu = 1$, The 66% Filled Beam FLRW

This is a partially filled beam case corresponding to having $\nu(1 + \nu)/6 = 1/3$ of the mass density excluded from the observing beam. For this case (19) can be integrated in a straight forward manner giving the general solution in terms of two integration constants c_0 and c_1 :

$$h = c_1 \sqrt{\frac{\kappa 5}{6} + \mathcal{P}\left(u; \frac{1}{12}, g_3\right)} S_b \left[\sqrt{\left| \frac{486 - b}{3^3 2^5} \right|} \int_{c_0}^u \frac{du}{\left[\frac{\kappa 5}{6} + \mathcal{P}\left(u; \frac{1}{12}, g_3\right) \right]} \right], \quad (42)$$

where

$$S_b[\] = \begin{cases} \sinh[\] & : b < 0 \\ \sin[\] & : 0 < b < 486, \\ \sinh[\] & : 486 < b. \end{cases}$$

Special cases like $b = 486$ were dealt with in [24] but are simply neglected here. The above result can be checked using the identities

$$\mathcal{P}'' = 6\mathcal{P}^2 - \frac{1}{2}g_2,$$

$$(\mathcal{P}')^2 = 4\mathcal{P}^3 - g_2\mathcal{P} - g_3 \quad (43)$$

satisfied by all by all Weierstrass \mathcal{P} functions. The denominator satisfies:

$$\frac{\kappa 5}{6} + \mathcal{P}\left(u; \frac{1}{12}, g_3\right) > \frac{\kappa 3}{4} \quad (44)$$

and can cause complications for negative curvature models if it vanishes along the path of integration. When boundary conditions (23) are applied, the luminosity distance becomes:

$$D_\ell(\Omega_m, \Omega_\Lambda, \nu = 1; z) = \frac{c}{H_0}(1+z) \sqrt{\left| \frac{[3 - \Omega_m(1+z)/(1-\Omega_0)][3 - \Omega_m/(1-\Omega_0)]}{(1-\Omega_0)(486-b)/(3^3 2)} \right|} \times \\ \text{Sign} \left[\frac{\kappa 5}{6} + p(0) \right] S_{(\Omega_m, \Omega_\Lambda, z)} \left[\sqrt{\left| \frac{486-b}{3^3 2^5} \right|} \int_{u(0)}^{u(z)} \frac{du}{\left[\frac{\kappa 5}{6} + \mathcal{P}\left(u; \frac{1}{12}, g_3\right) \right]} \right] \quad (45)$$

where $u(z)$ is given by (13) and

$$S_{(\Omega_m, \Omega_\Lambda, z)}[\] = \begin{cases} \cosh[P] & : b < 0 \ \& \ [3 - \Omega_m(1+z)/(1-\Omega_0)][3 - \Omega_m/(1-\Omega_0)] < 0, \\ \sinh[\] & : b < 0 \ \& \ [3 - \Omega_m(1+z)/(1-\Omega_0)][3 - \Omega_m/(1-\Omega_0)] > 0, \\ \sin[\] & : 0 < b < 486, \\ \sinh[\] & : 486 < b. \end{cases}$$

For the first case, $b < 0$, the principal value of the integral, Pf, in (45) is needed when the denominator of the integrand vanishes between the source and observer, see (44). In this case the argument of hyperbolic trig function $\sinh[\]$ develops an imaginary part, $i\pi/2$, which turns it into a $\cosh[\]$ of the principal part.

The integral in (45) is an elliptic integral written in terms of the Weierstrass \mathcal{P} function and as such can always be evaluated in terms of the three Weierstrass functions \mathcal{P}^{-1} , ζ , and σ (see 13.14 of [14]). For (45) the integrand is an elliptic function with the same fundamental cell as $\mathcal{P}(u; 1/12, g_3)$ and has two first order poles at $u = \beta_\pm$, ($\beta_- = -\beta_+$) within the cell shown in Figs. 1 and 2. The points β_\pm are those two lattice points defined by

$$\beta = \mathcal{P}^{-1}(-\kappa 5/6; 1/12, g_3) \quad (46)$$

and which lie within the fundamental cell. An elliptic function is uniquely given (up to a constant that can easily be evaluated) by the principal parts of its Laurent expansions about its poles within a fundamental cell. Because the principal parts can be expressed in terms

of the Weierstrass ζ -function and its derivatives, a unique expansion of the elliptic function exists in terms of these functions. The expansion for the integrand in (45) is:

$$\frac{1}{\left[\frac{\kappa^5}{6} + \mathcal{P}\left(u; \frac{1}{12}, g_3\right)\right]} = \frac{1}{\mathcal{P}'\left(\beta_+; \frac{1}{12}, g_3\right)} \left[2\zeta\left(\beta_+; \frac{1}{12}, g_3\right) + \zeta\left(u - \beta_+; \frac{1}{12}, g_3\right) - \zeta\left(u + \beta_+; \frac{1}{12}, g_3\right) \right]. \quad (47)$$

In (47) the first two terms are constants and the second two are the principal parts at the two first order poles in the fundamental cell. The value of

$$\mathcal{P}'\left(\beta_+; \frac{1}{12}, g_3\right) = \pm \sqrt{\frac{-\kappa(486 - b)}{6^3}} \quad (48)$$

is real except when $0 < b < 486$. When integrated (47) gives

$$\int_{u(0)}^{u(z)} \frac{du}{\left[\frac{\kappa^5}{6} + \mathcal{P}\left(u; \frac{1}{12}, g_3\right)\right]} = \frac{1}{\mathcal{P}'\left(\beta_+; \frac{1}{12}, g_3\right)} \left\{ 2\zeta\left(\beta_+; \frac{1}{12}, g_3\right) [u(z) - u(0)] + \log \left[\frac{\sigma\left(u(z) - \beta_+; \frac{1}{12}, g_3\right) \sigma\left(u(0) + \beta_+; \frac{1}{12}, g_3\right)}{\sigma\left(u(0) - \beta_+; \frac{1}{12}, g_3\right) \sigma\left(u(z) + \beta_+; \frac{1}{12}, g_3\right)} \right] \right\} \quad (49)$$

The simplification of (49) similar to the simplification of (56) must exist but escapes the author. To evaluate (49) and hence (45) the three quantities $u(z)$, $u(0)$, and $u(z) - u(0)$ can be evaluated as in (36) combined with (14). Fortran routines for ζ and σ are not available at this time, however, they do exist in Mathematica. In [24] the area equation (5) was integrated directly giving luminosity-distance in terms of Legendre elliptic integrals $F(\phi, k)$ and $\Pi(\phi, \alpha^2, k)$. Fortran routines for these are available (see the Numerical Recipes website).

C. $\nu = 2$, The Empty Beam Case

This is the case where all material is exterior to the observation beam and its effect through the Weyl curvature (lensing) is neglected. For this case (19) can be integrated in a straight forward manner giving the general solution in terms of two integration constants c_0 and c_1 ,

$$h = c_1 \left[\frac{\kappa}{12} + \mathcal{P}\left(u; \frac{1}{12}, g_3\right) \right] \int_{c_0}^u \frac{du}{\left[\frac{\kappa}{12} + \mathcal{P}\left(u; \frac{1}{12}, g_3\right)\right]^2}. \quad (50)$$

As with the $\nu = 1$ case, this result can be checked by using (43). When boundary conditions (23) are applied the luminosity distance becomes:

$$D_\ell(\Omega_m, \Omega_\Lambda, \nu = 2; z) = \frac{c}{H_0} \left[\frac{\Omega_m}{4|1 - \Omega_0|} \right]^2 \frac{(1+z)^2}{\sqrt{|1 - \Omega_0|}} \int_{u(0)}^{u(z)} \frac{du}{\left[\frac{\kappa}{12} + \mathcal{P}\left(u; \frac{1}{12}, g_3\right)\right]^2}, \quad (51)$$

where $u(z)$ is given by (13). For Big Bang models the denominator in the integral doesn't vanish for any $z \geq 0$ and hence problems that occurred for the $\nu = 1$ case do not appear for $\nu = 2$. Just as with (45) the integral in (50) is an elliptic integral written in terms of the Weierstrass \mathcal{P} functions and as such can also be evaluated in terms of the three Weierstrass function \mathcal{P}^{-1} , ζ , and σ . For (51) the integrand is again an elliptic function with the same fundamental cell as $\mathcal{P}(u; 1/12, g_3)$ but has two second order poles at $u = \beta_{\pm}$, ($\beta_- = -\beta_+$) within this cell. The two poles β_{\pm} now belong to the lattice defined by

$$\beta = \mathcal{P}^{-1}(-\kappa/12; 1/12, g_3). \quad (52)$$

The unique expansion for the integrand in (51) is:

$$\begin{aligned} \frac{1}{\left[\frac{\kappa}{12} + \mathcal{P}\left(u; \frac{1}{12}, g_3\right)\right]^2} &= \frac{1}{[\mathcal{P}'(\beta_+)]^2} \left\{ [\zeta'(-\beta_+; 1/12, g_3) + \zeta'(\beta_+; 1/12, g_3)] \right. \\ &\quad \left. - [\zeta'(u - \beta_+; 1/12, g_3) + \zeta'(u + \beta_+; 1/12, g_3)] \right\}, \end{aligned} \quad (53)$$

where $\zeta'(u) \equiv -\mathcal{P}(u)$ is the first derivative of the Weierstrass ζ -function. In (53) the first two terms are constants and the second two are the principal parts at the two second order poles.

This expression can be easily integrated to give a value for (51),

$$\begin{aligned} D_\ell(\Omega_m, \Omega_\Lambda, \nu = 2; z) &= \frac{c}{H_0} \frac{\sqrt{|1 - \Omega_0|}}{\Omega_\Lambda} (1+z)^2 \left\{ \frac{\kappa}{6} [u(z) - u(0)] \right. \\ &\quad - \left[\zeta\left(u(z) - \beta_+; \frac{1}{12}, g_3\right) - \zeta\left(u(0) - \beta_+; \frac{1}{12}, g_3\right) \right] \\ &\quad \left. - \left[\zeta\left(u(z) + \beta_+; \frac{1}{12}, g_3\right) - \zeta\left(u(0) + \beta_+; \frac{1}{12}, g_3\right) \right] \right\}. \end{aligned} \quad (54)$$

The ζ terms can be combined using the ζ -identity:

$$\zeta(u+v) = \zeta(u) + \zeta(v) + \frac{1}{2} \left[\frac{\mathcal{P}'(u) - \mathcal{P}'(v)}{\mathcal{P}(u) - \mathcal{P}(v)} \right], \quad (55)$$

along with (35). Using $\mathcal{P}(\beta_+) = -\kappa/12$ and $\mathcal{P}'(\beta_+) = \pm\sqrt{\kappa b/(3^3 2^3)} = \pm\Omega_m \sqrt{\Omega_\Lambda}/(4|1 - \Omega_0|^{3/2})$ the resulting luminosity-distance becomes

$$\begin{aligned} D_\ell(\Omega_m, \Omega_\Lambda, \nu = 2; z) &= \frac{c}{H_0} \frac{\sqrt{|1 - \Omega_0|}}{\Omega_\Lambda} (1+z)^2 \left[\frac{\kappa}{6} [u(z) - u(0)] - 2\zeta\left(u(z) - u(0); \frac{1}{12}, g_3\right) \right] \\ &\quad + \left\{ \frac{\kappa}{2} + \frac{1}{4|1 - \Omega_0|} \left[2 \left(\frac{1}{z^2} + \frac{\sqrt{\Omega_\Lambda}}{(1+z)^2} \right) \sqrt{(1+z)^2(1 + \Omega_m z) - z(z+2)\Omega_\Lambda} \right] \right\} \end{aligned}$$

$$\begin{aligned}
& + \left(3 + \frac{2}{z} + \frac{2}{z^2} \right) + \Omega_m \left(\frac{1}{z} - 2 \right) - \Omega_\Lambda \left(\frac{2}{z} - \frac{2}{(1+z)^2} - 1 \right) + 2\sqrt{\Omega_\Lambda} \Big]^{1/2} \\
& + \left\{ \frac{\kappa}{2} + \frac{1}{4|1-\Omega_0|} \left[2 \left(\frac{1}{z^2} - \frac{\sqrt{\Omega_\Lambda}}{(1+z)^2} \right) \sqrt{(1+z)^2(1+\Omega_m z) - z(z+2)\Omega_\Lambda} \right. \right. \\
& \left. \left. + \left(3 + \frac{2}{z} + \frac{2}{z^2} \right) + \Omega_m \left(\frac{1}{z} - 2 \right) - \Omega_\Lambda \left(\frac{2}{z} - \frac{2}{(1+z)^2} - 1 \right) - 2\sqrt{\Omega_\Lambda} \right] \right\}^{1/2} \Big]
\end{aligned} \tag{56}$$

The $u(z) - u(0)$ arguments are given in (36) resulting in a distance-redshift expressed in terms of the two independent Weierstrass elliptic integrals \mathcal{P}^{-1} and ζ .

If the integration in (51) is changed from u to z by using (13) and (14), the luminosity distance becomes the familiar elliptic integral,

$$D_\ell(\Omega_m, \Omega_\Lambda, \nu = 2; z) = \frac{c}{H_0} (1+z)^2 \int_0^z \frac{dz}{(1+z)^2 \sqrt{(1+z)^2(1+\Omega_m z) - z(z+2)\Omega_\Lambda}}, \tag{57}$$

obtainable directly from (5). In [24] the value of this integral was given in terms of Legendre elliptic integrals $F(\phi, k)$ and $E(\phi, k)$ in a somewhat more complicated expression.

IV. CONCLUSIONS

In this paper the partially filled beam Hubble relation for pressure free FLRW cosmologies has been shown to satisfy the Lamé' equation (19) or (29) when appropriate dependent and independent variables are chosen. For three values of the beam's filling parameter ($\nu = 0, 1, 2$), general solutions to the Lamé' equation were given in terms of Weierstrass elliptic integrals. These integrals were used to give the Hubble relation for these three cases. Practical use of these expressions awaits implementation of fast fortran routines for the Weierstrass integrals. The results given here were checked using the slow routines of Mathematica. The Lamé' equation has not found its way into the physics or astronomy literature much in the past, however, recently some use in string theory is showing up, [15].

The partially filled beam Hubble relation for flat FLRW is known to satisfy the associated Legendre equation [25] and hence can be written as a linear combination of two associated Legendre functions. In general the two coefficients of these functions both depend on associated Legendre functions bringing the total to four. For the filled beam case, two of the functions reduce to ordinary functions leaving two to be evaluated as associated Legendre or

as their equivalent hypergeometric functions. For this special case an addition formula for the Weierstrass \mathcal{P} functions allowed the discovery of a Hubble relation (41) containing only one associated Legendre or equivalent hypergeometric function. A fortran implementation of this expression should rapidly converge (see <http://www.nhn.ou.edu/~thomas/z2dl.html> for earlier code).

The Hubble relations given here are good for observations made on distant objects when lensing by inhomogeneous mass external to the observing beam can be neglected and when transparent mass interior to the beam is scattered along the beam and not concentrated at isolated regions. For cases where mass concentrations external and/or internal are important, expressions given here are necessary to compute source-deflector, source-observer, etc., distances for gravitational lensing, see [5] and [6]. In [25] it was argued that even though the filling parameter ν could modify observed magnitudes by small amounts, ~ 0.05 , a tenfold increase the number of SNe Ia $m(z)$ data (~ 600) would statistically necessitate limiting its value. This amount of data is to become available from the SuperNova Acceleration Probe (SNAP - <http://snap.lbl.gov>).

The $m(z)$ relations given here can also be used to help understand ray tracing simulations that predict weak lensing amplifications distributions for SNe, e.g., [46], [36], [18], and [2]. The minimum amplification for weak lensing occurs for beams that have a minimum amount of transparent and homogeneous mass within them and for which inhomogeneities are far enough away to have negligible lensing effect (see Fig. 3 for a generic histogram of lensing amplifications, [47]). Some work has been done to find an effective filling fraction $\alpha \equiv \rho_H/\rho_m = (3 + \nu)(2 - \nu)/6$, [33], [44]. Such a filling parameter ν_{eff} is not necessarily available a priori for the simulation; however, it can be obtained by comparison of the simulation's histogram with the partially filled beam de-amplifications given here,

$$Amp_{min} = D_\ell^2(\Omega_m, \Omega_\Lambda, \nu = 0; z) / D_\ell^2(\Omega_m, \Omega_\Lambda, \nu_{eff}; z). \quad (58)$$

The ratio of the luminosity with an effective filling parameter, to the average luminosity can be taken to be the minimum amplification of the simulation.

Acknowledgments

The author thanks R. C. Thomas for making suggestions to improve this manuscript.

- [1] F. M. Arscott, *Periodic Differential Equations* (Pergamon Press, Oxford, 1964).
- [2] L. Bergström, M. Goliath, A. Goobar, and E. Mörtzell, *Astron. Astrophys.* **385**, 13 (2000).
- [3] B. Bertotti, *Proc. R. Soc. London A* **294**, 195 (1966).
- [4] H. Bondi, *Mon. Not. R. Astron. Soc.* **107**, 410B (1947).
- [5] R. R. Bourassa, and R. Kantowski, *Ap. J.* **205**, 674 (1976).
- [6] J. H. Cooke and R. Kantowski, *Ap. J.* **195**, L11 (1975).
- [7] V. M. Dashevskii and V. I. Slysh, *Sov. Astron.* **9**, 671 (1966).
- [8] V. M. Dashevskii and Ya. B. Zel'dovich, *Sov. Astron.* **8**, 854 (1965).
- [9] M. Demianski, R. de Ritis, A. A. Marino, and E. Piedipalumbo, *astro-ph/0004376*.
- [10] C. C. Dyer and R. C. Roeder, *Ap. J.* **174**, L115 (1972).
- [11] C. C. Dyer and R. C. Roeder, *Ap. J.* **180**, L31 (1973).
- [12] C. C. Dyer and R. C. Roeder, *Ap. J.* **189**, 167 (1974).
- [13] A. Einstein and E. G. Straus, *Rev. Mod. Phys.* **17**, 120 (1945).
- [14] A. Erdélyi, *Higher Transcendental Functions*, Vol. III (McGraw-Hill, New York, 1955).
- [15] P. B. Greene, L. Kofman, A. Linde, and A. A. Starobinsky, *Phys. Rev. D* **56**, 6175 (1997).
- [16] F. Giovi, F. Occhionero, and L. Amendola, *Mon. Not. R. Astron. Soc.* **325**, 1097 (2001).
- [17] J. E. Gunn, *Ap. J.* **150**, 737 (1967).
- [18] D. E. Holz and R. M. Wald, *Phys. Rev. D* **58**, 063501 (1998).
- [19] K. Heun, *Mathematische Annalen* **33**, 161 (1889).
- [20] P. Jordan, J. Ehlers, and R. K. Sachs, *Akad. Wiss. Mainz* **1**, 1 (1961).
- [21] R. Kantowski, *Ap. J.* **155**, 89 (1969).
- [22] R. Kantowski, T. Vaughan, and D. Branch, *Ap. J.* **447**, 35 (1995).
- [23] R. Kantowski, *Ap. J.* **507**, 483 (1998).
- [24] R. Kantowski, J. K. Kao, and R. C. Thomas, *Ap. J.* **545**, 549 (2000).
- [25] R. Kantowski and R. C. Thomas, *Ap. J.* **561**, 491 (2001).
- [26] S. E. Kaufman and E. L. Schucking, *Ap. J.* **76**, 583 (1971).

- [27] S. E. Kaufman, *Ap. J.* **76**, 751 (1971).
- [28] A. Krasinski, *Inhomogeneous Cosmological Models* (Cambridge Universe Press, Cambridge, 1997).
- [29] E. V. Linder, *Astron. Astrophys.* **206**, 190 (1988).
- [30] I. Maor, R. Brustein, J. McMahon, and P. J. Steinhardt, *Phys. Rev. D* **65**, 123003 (2002).
- [31] W. Mattig, *Astron. Nachr.* **284**, 109 (1958).
- [32] R. B. Metcalf and J. Silk, *Ap. J.* **519**, L1 (1999).
- [33] E. Mörtzell, astro-ph/0104455.
- [34] S. Perlmutter, et al. , *Ap. J.* **517**, 565 (1999).
- [35] P. Premadi, H. Martel, and R. Matzner, *Ap. J.* **493**, 10 (1998).
- [36] P. Premadi, H. Martel, R. Matzner, and T. Futamase, *Ap. J. Supp.* **135**, 7 (2001).
- [37] A. G. Riess, et al., *Ap. J.* **116**, 1009 (1998).
- [38] A. Ronveaux, *Heun's Differential equations* (Oxford University, Oxford, 1995).
- [39] R. K. Sachs, , *Proc. R. Soc. London A* **264**, 309 (1961).
- [40] B. P. Schmidt, et al., *Ap. J.* **507**, 46 (1961).
- [41] M. Sereno, G. Covone, E. Piedipalumbo, and R. de Ritis, *Mon. Not. R. Astron. Soc.* **327**, 517 (2001).
- [42] M. Sereno, E. Piedipalumbo, and M. V. Sazhin, *Mon. Not. R. Astron. Soc.* **335**, 1061 (2002).
- [43] S. Seitz, and P. Schneider, *Astron. Astrophys.* **287**, 349 (1994).
- [44] K. Tomita, P. Premadi, and T. T. Nakamura, *Prog. Theor. Phys. Supp.* **133**, 85 (1999).
- [45] J. Wambsganss, R. Cen, G. Xu, and J. P. Ostriker, *Ap. J.* **475**, L81 (1997).
- [46] J. Wambsganss, R. Cen, and J. P. Ostriker, *Ap. J.* **494**, 29 (1998).
- [47] Y. Wang, D. E. Holz, and D. Munshi, *Ap. J.* **572**, L15 (2002).
- [48] Y. Wang, K. Freese, P. Gondolo, and M. Lewis, astro-ph/0302064.
- [49] E. T. Whittaker, and G. N. Watson, *A Course in Modern Analysis*, 4th edition (Cambridge University, London, 1927).
- [50] Ya. B. Zel'dovich, *Sov. Astron.* **8**, 13 (1964).

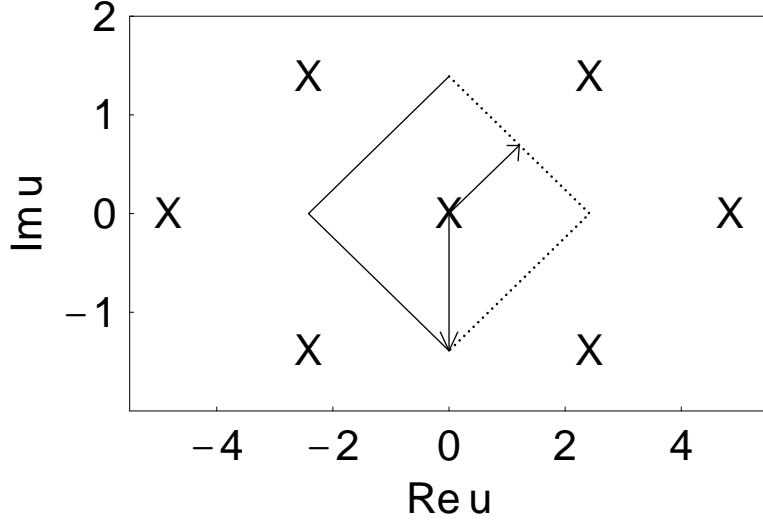


FIG. 1: A typical fundamental cell (domain) for the doubly periodic Weierstrass elliptic function $\mathcal{P}(u; 1/12, g_3 = -1.75)$. The cell and half periods, $\omega = -1.39i$ and $\omega' = 1.21 + 0.69i$, are for a universe with $\Omega_m = 0.2$ and $\Omega_\Lambda = 0.7$. The periodic locations of the 2^{nd} -order poles are indicated by the **X**'s.

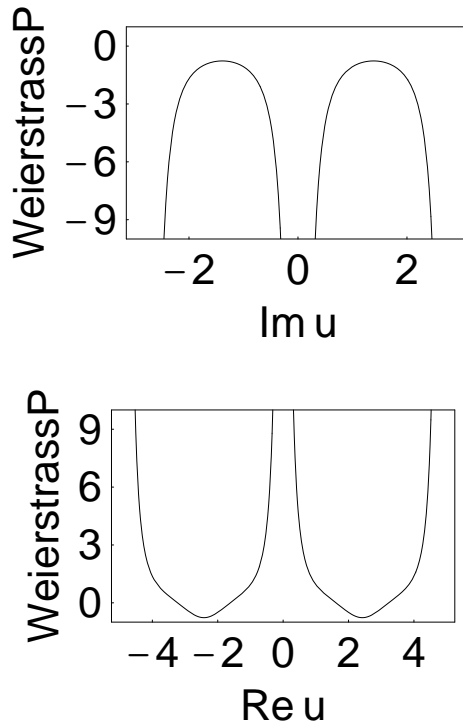


FIG. 2: Plots of $\mathcal{P}(u; 1/12, g_3 = -1.75)$ along the real and imaginary u -axes for a universe with $\Omega_m = 0.2$ and $\Omega_\Lambda = 0.7$. The function is real on these lines.

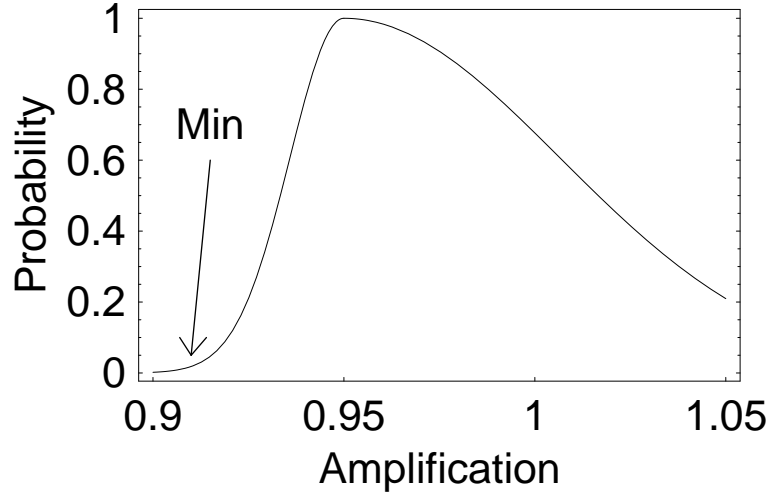


FIG. 3: A schematic distribution of weak lensing amplifications (relative to a homogeneous universe) expected for observing a set of SNe at a fixed redshift. The indicated minimum can be used to determine an effective value of the filling parameter ν by using (58).