

Dark energy and dark matter from an inhomogeneous dilaton

Mikel Susperregi

School of Mathematical Sciences, Queen Mary, University of London, London E1 4NS, UK

m.susperregi@qmul.ac.uk

(October 30, 2018)

A cosmological scenario is proposed where the dark matter (DM) and dark energy (DE) of the universe are two simultaneous manifestations of an inhomogeneous dilaton. The equation of state of the field is scale dependent and pressureless at galactic and larger scales and it has negative pressure as a DE at very large scales. The dilaton drives an initial inflationary phase followed by a kinetic energy-dominated one, as in the “quintessential inflation” model introduced by Peebles & Vilenkin, and soon after the end of inflation particle production seeds the first inhomogeneities that lead to galaxy formation. The dilaton is trapped near the minimum of the potential where it oscillates like a massive field, and the excess of kinetic energy is dissipated via the mechanism of “gravitational cooling” first introduced by Seidel & Suen. The inhomogeneities therefore behave like solitonic oscillations around the minimum of the potential, known as “oscillatons”, that we propose account for most DM in galaxies. Those regions where the dilaton does not transform enough kinetic energy into reheating or carry an excess of it from regions that have cooled, evolve to the tail of the potential as DE, driving the acceleration of the universe.

PACS numbers: 98.80.-k, 98.80.Bp, 98.80.Cq, 98.80.Ft, 95.35.+d, 98.62.Gq, 04.40.-b, 04.50.+h

I. INTRODUCTION

We live in a universe where there is an abundance of DM and DE that we do not see or understand. Fortunately, progress in cosmology has been swift in determining parameters quantitatively, and CMB measurements give us the most accurate ratios of the cosmic recipe. However, qualitatively we have an enormous vacuum. This paper proposes a model to close this gap, though far from explaining cosmology any better than other models, it has the virtue of simplicity.

The model consists of one scalar field, the dilaton. ϕ drives an initial inflationary phase, followed by a kinetic energy (KE) dominated expansion, in an evolution similar to the “quintessential inflation” model of Peebles & Vilenkin [1]. Around the end of inflation (EOI), the transition results in gravitational particle production, a phenomenon first described by Ford [2] and Spokoiny [3] (also used in [1]). The dilaton releases gravitational energy to produce matter as well as entropy fluctuations. We propose that this process is unevenly efficient and it introduces inhomogeneities. A further and more significant source of inhomogeneities is introduced by a feature in the potential, which is in the form of a “trough” prior to the decaying tail of the potential. The decaying field rolls down to the minimum of the “trough”, where it dissipates KE in some measure by reheating and more importantly by “gravitational cooling”, a process first discovered by Seidel & Suen [4] in the context of boson stars. This process is key to our model so that the dilaton can get rid of enough KE to remain consigned to the “trough” of the potential, where it oscillates like a massive field. Seidel & Suen call this oscillating field an “oscillaton”. These inhomogeneities account for the DM content, and

the dilaton here behaves like a soliton, i.e. a massive scalar that is confined to a finite region of space, is non-singular and non-topological. On the other hand, regions where the KE does not dissipate quickly enough either by the reheating or “gravitational cooling” move on to the tail of the potential and to the DE-dominated era. Here ϕ behaves as in “extended quintessence”, first discovered by Perrotta, Baccigalpi & Matarrese [5]. These models of DE with scalar-tensor gravity have been widely studied in the literature (see [6–15]).

In a nutshell then, our proposal is a universe that consists of baryons and scalar-tensor gravity. It is certainly a concession to credibility that both DM and DE are caused by ϕ , for which there exists no laboratory or direct evidence. There is a case to be made however that a universe with fewer parameters and the least number of fields is preferred over more complicated models. Recently a model with one tachyonic field explaining both DM and DE was developed by Padmanabhan [16] (also [17,18]). Also, there are various motivations for using the “extended” model: the non-minimal coupling $R\phi$ of the dilaton does arise in the quantization of fields in curved spacetime [2,19], and in multidimensional theories [20], such as superstrings and induced gravity.

CMB and LSS observations give us a measurement of DM and DE that is roughly in a ratio of 3/7.* We use

*The first-year WMAP data analysis [21] concludes that $\Omega_{\text{tot}} = 1.02 \pm 0.02$, $\text{DE } \Omega_{\text{Q}} = 0.73 \pm 0.04$, matter content $\Omega_{\text{m}} = 0.27 \pm 0.04$, of which $\Omega_{\text{b}} = 0.044 \pm 0.004$. I.e. 4.4% baryons, 22% DM and 73% DE. On the other hand, the DASI instrument analysis [22] yields 5% baryons, 35% DM and 60%

this not so much to choose a potential but to test its plausibility, bearing in mind that 30% of the energy of the dilaton is “trapped” in an “oscillaton”, so it manifests itself as DM, and the remaining 70% moves on to the tail of the potential to trigger cosmic acceleration as DE.

II. THEORY

A. Dilaton potential

The dilaton has the following potential

$$V(\phi < 0) = \lambda(\phi^4 + M^4),$$

$$V(\phi \geq 0) = \frac{\lambda M^{12}}{\phi^8 + M^8} \left\{ \beta \left[\left(\frac{\phi}{\phi_0} \right)^2 - 1 \right]^2 + (1 - \beta) \right\}, \quad (1)$$

where λ is determined by observation and M , ϕ_0 and β by the theory. LSS estimates give $\lambda \approx 10^{-14}$ [27]. While $\phi \lesssim -m_p$ the dilaton triggers chaotic inflation $V \sim \lambda\phi^4$ [1,27]; for $\phi \gtrsim m_p$, it behaves as quintessence [1,5,13,28–33]. The $\phi < 0$ branch of (1) is identical to the “quintessential inflation” model of Peebles & Vilenkin [1], and the $\phi \geq 0$ branch retains its asymptotic behaviour (for $\beta > 0$)[†]

$$V(\phi \rightarrow \infty) \sim \left(\frac{\lambda M^{12} \beta}{\phi_0^4} \right) \phi^{-4}, \quad (2)$$

and at intermediate values $\phi \sim M$, the potential has a “trough” with a minimum at $\phi = \phi_0$.[‡] The value of β determines the depth of the trough ($0 \leq \beta \leq 1$). The two extremes are $\beta = 1$, where we have a “deep trough” and $\phi = \phi_0$ is an absolute minimum, and $\beta = 0$ which is a “no-trough” potential (there is one saddle point, no minima) which tails off $\sim \phi^{-8}$.

The ratio $\nu \equiv \phi_0/M$ controls the location of the trough and the height of the hill ($0 < \nu < 1$; if $\nu \gtrsim 1$ the potential does not have a trough feature). On the other hand β has a smoothing effect over both the trough and the hill. A “deep trough” is followed by a “high hill”, and decreasing β results in decreasing both the depth of the trough and the height of the hill. In Fig.1 we have plotted $\nu = 0.64$, a case where the height of the hill is $\sim \lambda M^4$. The shape of the curve is chiefly sensitive to variations of ν . For instance, $\nu = 0.60$ doubles the height of the hill, and $\nu = 0.80$ reduces it by 2/3. The top of the hill is located at $\phi \sim M$, and the amplitude is

$$V_{\text{hill}} \approx \frac{\lambda M^4}{2} \left(\frac{1}{\nu^2} - 1 \right)^2. \quad (3)$$

The parameters ν and (to a lesser extent) β have to be therefore just right to yield the right ratio of DE to DM. If ν is just a bit too small (and not aided by a small β to diminish the features), then the dilaton everywhere is trapped as an oscillaton in the trough and it manifests itself purely as DM. On the other hand, if ν is too big then the dilaton simply rolls down to end up entirely as DE and we obtain no DM (other than that produced by gravitational particle production at EOI). Roughly we need a deep trough that retains 30% of the energy of the field and allows the remainder to progress down the tail of the potential to dominate as DE.

As we shall see in the following sections, the theory predicts both M and ν .

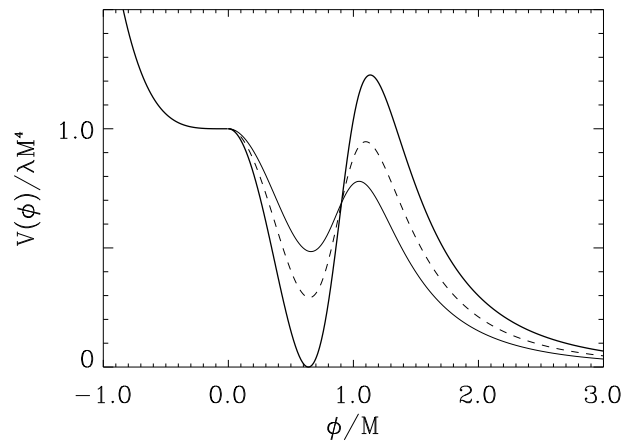


FIG. 1. $V(\phi)$ for $\beta = 0.5, 0.7, 1.0$. The case $\beta = 1.0$ is a “deep trough” (thick solid line), $\beta = 0.5$ a “shallow trough” (thin solid line), and $\beta = 0.7$ is an intermediate trough (dashed line). Here $\nu = 0.64$.

B. Dynamics

The dilaton is described by the action

$$\mathcal{S} = \int d^4x \sqrt{-g} \left[\frac{m_p^2}{16\pi} R - \frac{1}{2} \xi \phi^2 R - \frac{1}{2} \phi_{;\mu} \phi^{;\mu} - V \right], \quad (4)$$

where m_p is the Planck mass, R is the Ricci scalar, ξ is the coupling of the field (assumed universally constant), and $V(\phi)$ the dilaton potential described in §II.A. The equations that derive from (4) have been widely studied in the literature [5–15,34–39], and here we will use the essentials that are relevant to our study.

The field equation is

$$\square\phi - \xi R\phi - V' = 0, \quad (5)$$

where the prime denotes $d/d\phi$. The Einstein’s equations are

DE. We adopt 5% baryons, 25% DM and 70% DE [23–26].

[†]c.f. $V(\phi \geq 0) = \lambda M^4 / (\phi^4 + M^4)$ in [1].

[‡]For $\beta = 1$; in the case $0 < \beta < 1$, the minimum is slightly shifted to the right.

$$R_{\mu\nu} - \frac{1}{2}g_{\mu\nu}R = \kappa_{\text{eff}}T_{\mu\nu}, \quad (6)$$

where $\kappa \equiv 8\pi G$ and the effective gravitational constant $\kappa_{\text{eff}} = \kappa(1 - \kappa\xi\phi^2)^{-1}$ (following [34]), or analogously the effective Planck mass[§]

$$m_{\text{p,eff}}^2 = m_{\text{p}}^2(1 - 3\xi\phi^2/m_{\text{p}}^2). \quad (7)$$

It is $m_{\text{p,eff}}$ that is measured experimentally. At present, $m_{\text{p,eff}} = 4.2 \times 10^{18}$ GeV. The energy momentum tensor is

$$T_{\mu\nu} = \phi_{;\mu}\phi_{;\nu} - \frac{1}{2}g_{\mu\nu}(\phi_{;\rho}\phi^{;\rho} + 2V) + \xi \left[g_{\mu\nu}\square(\phi^2) - (\phi^2)_{;\mu;\nu} \right]. \quad (8)$$

For the spatially homogeneous component of ϕ , (5) becomes

$$\ddot{\phi} + 3H\dot{\phi} + 6\xi(\dot{H} + 2H^2)\phi + V' = 0, \quad (9)$$

where

$$H^2 = m_{\text{p,eff}}^{-2}(\rho_{\phi} + \rho_{\text{m}}), \quad (10)$$

$$R = 6(\dot{H} + 2H^2), \quad (11)$$

and

$$\rho_{\phi} = \frac{1}{2}\dot{\phi}^2 + V + 3H\xi\phi(H\phi + 2\dot{\phi}), \quad (12)$$

$$p_{\phi} = \frac{1}{2}\dot{\phi}^2 - V - \xi \left[(2\dot{H} + 3H^2)\phi^2 + 4H\phi\dot{\phi} + 2\phi\ddot{\phi} + 2\dot{\phi}^2 \right], \quad (13)$$

where we have used $G_{00} = \kappa_{\text{eff}}a^2\rho_{\phi}$ and $p_{\phi} = \frac{1}{3}T_{ij}\delta^{ij}a^{-2}$ (see [15]). The conservation of the field $T_{;\mu}^{\mu\nu} = 0$ reduces to

$$\dot{\rho}_{\phi} + 3H(\rho_{\phi} + p_{\phi}) = 0, \quad (14)$$

which is equivalent to (9). The equation of state is given by

[§]For $\xi > 0$ there is a potential anomaly $m_{\text{p,eff}}^2 \rightarrow 0$ in the limit $|\phi| \rightarrow \infty$, see Fig.2. To have a viable cosmology $m_{\text{p,eff}} \neq 0$, we need $\phi \ll \phi_{\text{crit}} = m_{\text{p}}/\sqrt{3\xi}$ (the smallness of ξ is confirmed by observations, $|\xi| \lesssim \mathcal{O}(10^{-2})$ following [5,7,9,40]); non-negligible departures from m_{p} will take place during the inflationary and DE-dominated phases, when $\phi^2 \gtrsim m_{\text{p}}^2$.

$$\omega_{\phi} = \frac{p_{\phi}}{\rho_{\phi}}, \quad (15)$$

which is a scale-dependent quantity in our scenario, once inhomogeneities set in.

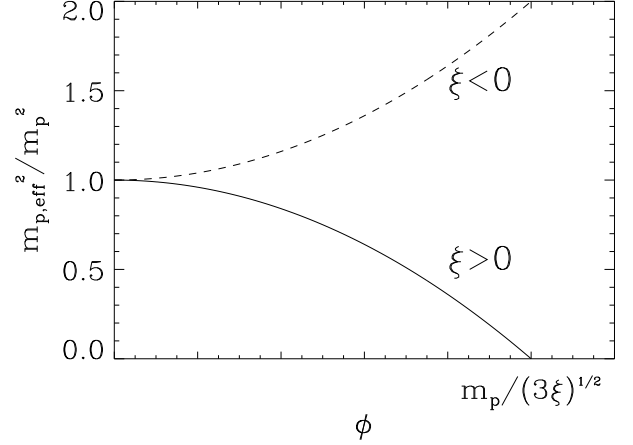


FIG. 2. $m_{\text{p,eff}}$ is a slowly-varying monotonically decreasing (increasing) function for $\xi > 0$ ($\xi < 0$).

III. KE DOMINATION

The $V(\phi < 0)$ branch in (1) is identical to that of [1], so our solutions at the onset of KE domination can only differ in the effect caused by $\xi \neq 0$. Let us quantify this difference.

Soon after EOI, which is at $\phi \approx -m_{\text{p}}$ (the slow-roll parameters are $\epsilon \approx 8m_{\text{p}}^2\phi^{-2}$ and $\eta \approx 1.5\epsilon$), most of the potential energy is converted into KE leading to a “deflationary” phase, following Spokoiny [3] (also named as “kination” by Joyce [41]). During this phase $\rho_{\phi} \sim \dot{\phi}^2/2$. Therefore the solution $\dot{\phi} \propto a^n$ fully determines the energy density. It is

$$n = -3 \frac{1 + 2\xi\psi}{1 + 3\xi\psi} \quad (16)$$

where

$$\psi = 2(6\xi + \sqrt{36\xi^2 - 12\xi + 2})/(1 - 6\xi) \quad (17)$$

for $\xi \neq 1/6$, and $\psi(1/6) = -1$. For $\xi \ll 1/2\sqrt{2}$, the solution is

$$n \approx -3 + 6\sqrt{2}\xi. \quad (18)$$

Therefore

$$\rho_{\phi} \approx \lambda m_{\text{p}}^4 \alpha (a/a_*)^{2n}, \quad (19)$$

where a_* is the expansion factor at EOI and

$$\alpha = (1 - 3\xi)(1 - 6\xi - 12\xi\psi^{-1})^{-1}. \quad (20)$$

For small ξ ,

$$\rho_\phi \approx \lambda m_p^4 (1 + 7.24\xi)(a/a_*)^{-6+16.97\xi}, \quad (21)$$

($\xi = 0$ recovers the result of [1] $\rho_\phi \approx \lambda m_p^4 (a/a_*)^{-6}$). Also

$$\phi \approx m_p \left[\sqrt{2\alpha} \ln\left(\frac{a}{a_*}\right) - 1 \right], \quad (22)$$

and the expansion factor $a \sim t^{-1/n}$. The potential during this period varies as

$$V \approx \frac{3\lambda M^8}{4\alpha^2} m_p^{-4} \left[\ln\left(\frac{a}{a_*}\right) \right]^{-4}. \quad (23)$$

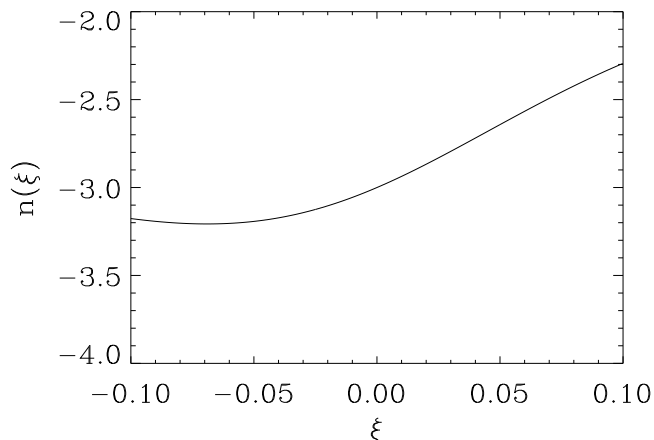


FIG. 3. The solution (16)(17) is slowly varying and correctly reproduces the result $n(0) = -3$.

For realistic values of ξ derived from observational constraints on $|\dot{G}/G|$ (as used in [5,7,9,40] and references therein), $|\xi| \lesssim 1.0 - 2.2 \times 10^{-2}$, this has a fairly small impact in $n(\xi)$ as one can see from Fig.3. For ξ of a few percent, this places n in the range $-3.2 \lesssim n \lesssim -2.8$. Realistically the most significant change results in $n \approx -2.7$, therefore $\rho_\phi \sim a^{-5.4}$, which is not a very dramatic difference with respect to $\sim a^{-6}$ and even this entails pushing the constraints on ξ to about 4.2×10^{-2} (within the bounds of [5,7,9,40], the solution lies between the curves $(a_*/a)^{6.4} \lesssim \rho_\phi/\lambda m_p^4 \lesssim (a_*/a)^{5.6}$). Therefore the energy density of the field during this stage decreases faster than that of radiation, and this point, made by Ford, Spokoiny and Peebles & Vilenkin [2,3,1], stands here too.

A more marginal point is that the amplitude of ρ_ϕ is only mildly dependent on ξ (it varies up to 0.8–1.3 times its $\xi = 0$ value), and (22) can vary up to about 20% with respect to $\xi = 0$.

The pressure of the dilaton is

$$p_\phi \approx \lambda m_p^4 \gamma (a/a_*)^{2n}, \quad (24)$$

where

$$\gamma = (1 - 4\xi) - 2\psi(2 + n)\xi - \psi^2\left(\frac{3}{2} + n\right)\xi. \quad (25)$$

Therefore (15) becomes

$$\omega_\phi = \gamma\alpha^{-1}. \quad (26)$$

These results are shown in Fig.4. Both α and γ are of order unity for realistic values of ξ , as is ω_ϕ (e.g. $\omega_\phi(0.03) \approx 1.25$).

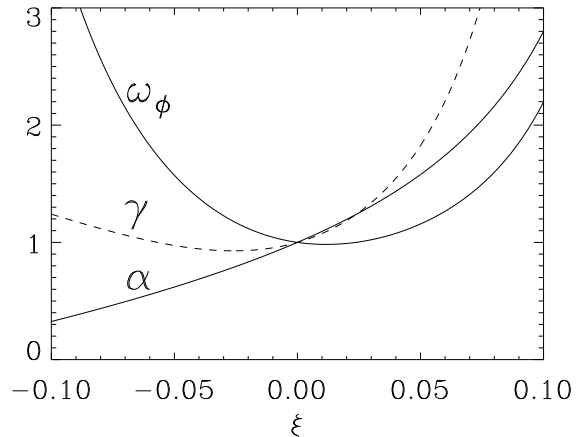


FIG. 4. ω_ϕ as a function of ξ (thick solid line). α (thin solid line) and γ (dashed line) are the coefficients of the field energy density and pressure respectively. The departure from unity (at $\xi = 0$) for all three functions is slight for realistic values of ξ .

IV. PARTICLE PRODUCTION

As pointed out by Ford [2], there is particle production owing to the transition of the metric at EOI. The relevant QFT to calculate the ρ_m created can be found in [2,19]. It has been worked out by Ford, Spokoiny and Peebles & Vilenkin [1–3], that gravitational particle production is capable of reheating the universe after inflation and being the dominant source of matter.

In our scenario, we do not require the mechanism to create *all* matter, as most of it is in the form of the oscillator. We propose that particle production is inhomogeneously efficient, and the inhomogeneities are caused by a stochastic parameter $\eta \geq 0$. For $\eta = 0$ no particles are produced, and for $\eta = 1$ the energy density of the created particles is given as in [1–3]. We also allow for the possibility $\eta > 1$. Following Ford [2] and others [1,46,47],

$$\rho_m \sim \lambda^2 m_p^4 \eta \alpha^2 R \left(\frac{a_*}{a}\right)^4, \quad (27)$$

for the created particles and $R \sim 10^{-2}$. We consider the number of scalars $N_S = 1$ and arbitrary (though small) ξ . The energy of the created particles is as in Spokoiny [3] $\epsilon \sim H_*(a_*/a) \sim 10^{12}$ GeV, their number density $n \sim R\epsilon^3$, and thermal equilibrium is achieved at about

$$\left(\frac{a_{\text{th}}}{a_*}\right) \sim 10^2 - 10^3, \quad (28)$$

at a temperature

$$T_{\text{th}} \sim \rho_{\text{m}}^{1/4}(a_{\text{th}}) \sim (10^9 - 10^{10})\eta^{1/4} \text{ GeV}. \quad (29)$$

The exact local amplitude of η is not important, but we consider two types of regions, where η takes the values η_- and η_+ (small and large), and the scale of these regions is D . In the D_+ regions there is enough particle production to trigger further reheating, and finally most of the KE is expelled by means of “gravitational cooling”, as we will describe in §VII. The dilaton in these regions is then trapped in the trough, oscillating around $\phi \approx \phi_0$. The D_- regions do not dissipate enough KE and they progress to the tail of the potential until they finally become DE-dominated.

A. Radiation era

The onset of the radiation era is given by $\rho_{\text{m}} \sim \rho_{\phi}$, and given the inhomogeneities created by η , this varies spatially (leaving also the possibility open for skipping the radiation era altogether in sufficiently large regions where $\eta \approx 0$). The ratio of the energy density of the created particles and that of the dilaton is

$$\frac{\rho_{\text{m}}}{\rho_{\phi}} \sim \lambda R \eta \left(\frac{a_*}{a}\right)^{4+2n}, \quad (30)$$

(the result of [1] is recovered $4 + 2n(0) = -2$, $\eta = 1$). Therefore

$$\frac{a_r}{a_*} \sim (\lambda R \eta)^{1/(4+2n)} \sim 10^8 \eta^{-1/2}, \quad (31)$$

and a temperature $T_r \sim 10^3 \eta^{1/2} \text{ GeV}$. We require that a_r precedes the DE-dominated phase (if radiation domination is to take place at all), and we will examine this condition in the next section.

V. DE DOMINATION

The potential becomes dominant at a scale factor

$$\frac{a_{\phi}}{a_*} \sim \left(\frac{\phi_0^4 m_{\text{p}}^8}{M^{12}}\right)^{-1/2n} \ln^{-2/n} \left(\frac{\phi_0 m_{\text{p}}^2}{M^3}\right), \quad (32)$$

at which point D_- regions enter a period of accelerated expansion. As was shown by [1], the value of the field during this phase remains roughly constant, and it is approximately the value ϕ_r at the time $a \approx a_r$. This is

$$\phi_r \approx \sqrt{2\alpha} m_{\text{p}} \frac{1}{4+2n} \ln(\lambda R \eta), \quad (33)$$

and at present

$$\rho_{\phi} \approx V(\phi_r) \approx \lambda \beta \frac{M^{12}}{(\phi_0 \phi_r)^4} \approx m_{\text{p}}^2 H_0^2. \quad (34)$$

Therefore,

$$M \sim 1.88 \times 10^{4.75} \beta^{-1/8} (-\ln 10^{-16} \eta)^{1/2} \text{ GeV}, \quad (35)$$

i.e. $M \sim 10^5 \text{ GeV}$ (which is insensitive in order of magnitude to the parameters $10^{-5} \lesssim \eta \sim 1.0$ and $0.5 \lesssim \beta \lesssim 1.0$). This result is similar to that of [1]. We have used $\nu \approx 0.64$ and the present time Hubble constant $H_0 \approx 1.68 \times 10^{-42} \text{ GeV}$.

Also, for this order of magnitude of M we obtain

$$\frac{a_{\phi}}{a_*} \sim 10^{19}. \quad (36)$$

Therefore, the condition $a_{\phi} > a_r$ results in $\eta \gtrsim 10^{-5}$. In regions where the particle creation is below this threshold there is not enough matter to sustain a radiation-dominated phase, and the dilaton moves on from a KE-dominated era straight into a DE-dominated one.

A. Bounds on ξ

The value of the dilaton in the D_- regions at present is

$$\phi_r \approx (5.0 - 6.0) \times 10^{19} \text{ GeV}, \quad (37)$$

and from (7) we see this can pose a problem for the order of magnitude of ξ . We have $\phi_r/m_{\text{p}} \approx 15$, so in order to avoid having a catastrophic $m_{\text{p,eff}} \sim 0$, we must have $\xi \lesssim 1.7 \times 10^{-3}$, which is one order of magnitude below the observational estimates we have cited. No such bound exists for $\xi < 0$.

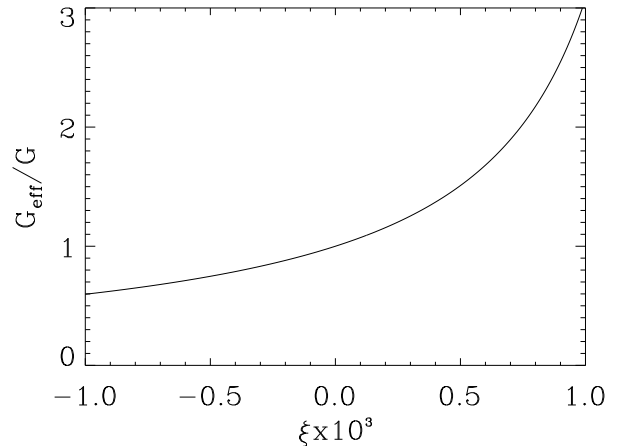


FIG. 5. Ratio of G_{eff} in accelerating regions with respect to G measured in the trough. $\xi > 0$ opens up the possibility of a value of G_{eff} several times greater than that measured locally. For $\xi < 0$ this ratio is about half.

One unusual feature of D_- regions is that $m_{p,\text{eff}}$ (and therefore G_{eff}) differs with respect to previous cosmic eras, where $m_{p,\text{eff}} \approx m_p$ throughout. The value of $m_{p,\text{eff}}$ in D_- regions today differs from the value measured in galaxies (D_+ regions). Therefore, from the value of the Planck mass measured locally we can derive $m_{p,\text{eff}}$ in regions that are presently accelerating. For $\xi = 1.0 \times 10^{-3}$ (-1.0×10^{-3}) this results in $m_{p,\text{eff}} \approx 2.39 \times 10^{18}$ GeV (5.44×10^{18} GeV), or equivalently $G_{\text{eff}}/G \approx 3.07(0.60)$.

VI. DILATON MASS

The mass of the oscillating dilaton is

$$m_\phi \equiv \sqrt{|V''(\phi_0)|}, \quad (38)$$

which contributes, together with the ρ_m of the particles produced after EOI, to the DM content. In our case,

$$m_\phi \approx \frac{2\sqrt{2}\lambda^{1/2}M^6}{\phi_0(\phi_0^8 + M^8)^{1/2}}, \quad (39)$$

or equivalently

$$m_\phi \approx 2\lambda^{1/2}\nu^{-1}M. \quad (40)$$

Therefore, considering $0 < \nu < 1$, the lightest dilaton that we can have is $m_\phi \approx 20$ MeV (hence a WDM-like behaviour with $m_\phi \sim 1$ keV is out of the question), and heavier masses are obtained for $\nu < 1$, as shown in Fig.6. The limit $\nu \rightarrow 0$ is catastrophic in that $V_{\text{hill}} \rightarrow \infty$ and $m_\phi \rightarrow \infty$.

Cho & Keum [42] have investigated the bounds on the dilaton mass if it is to fulfill the role of dominant source of DM in the universe. They conclude that there are two relevant mass ranges, $m_{\phi_1} \approx 0.5$ keV and $m_{\phi_2} \approx 270$ MeV. The underlying argument is that if $m > m_{\phi_2}$, then the dilaton does not survive long enough to dominate DM, and on the other hand if $m < m_{\phi_1}$, it does survive long enough but it is not heavy enough to dominate DM. They also find that the dilaton of mass m_{ϕ_2} has a free streaming distance ~ 7.4 pc and is as a consequence a good candidate for CDM.

In our model, if we wish the dilaton in the trough to behave like CDM within the parameters of [42], this entails $\nu \approx 7.4 \times 10^{-2}$. In this case the height of the hill is $V_{\text{hill}} \approx 3.0 \times 10^{10}$ GeV⁴, and relative to the energy density of the dilaton

$$\frac{V_{\text{hill}}}{\rho_\phi} \sim 10^{-51}, \quad (41)$$

so the barrier of the potential is extremely low for the KE of the field, and hence the model can only succeed if there is abundant KE loss for the dilaton to be trapped in the trough.

If we adopt Cho & Keum's m_{ϕ_2} as an upper limit for the dilaton, then the allowed range in our model

is $-1.70 \lesssim \log(m_\phi/\text{GeV}) \lesssim -0.57$. One can consider a dilaton at the lower end of this interval, for instance $\nu \approx 0.64$ (just below unity to have enough of a trough, as discussed in §II), i.e. $m_\phi \approx 31$ MeV, with a free streaming distance ~ 65 pc. This facilitates erasing small-scale structure by an order of magnitude over and above CDM.

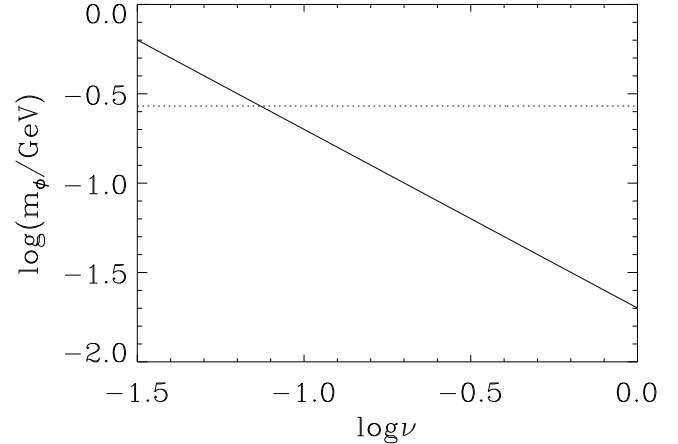


FIG. 6. Dilaton mass in D_+ regions or “solitonic halos” given by (40) (solid line). Upper bound (dotted line) corresponds to Cho & Keum’s $m_{\phi_2} = 270$ MeV.

VII. GRAVITATIONAL COOLING

As first observed by Seidel & Seun [4], a scalar field perturbation can dissipate KE efficiently by “gravitational cooling”. Seidel & Seun tackled the problem of scalar field perturbations collapsing into boson stars to explain DM. Without a cooling mechanism, the perturbation remains a very diffuse virialised cloud. They proposed that in a process similar to the violent relaxation of stellar systems (see e.g. Spergel & Hernquist [43]), the perturbation ejects part of the scalar field, carrying the excess KE, and then forms a star by means of its own self-gravity.

In our scenario the dilaton rolls down the trough of the potential soon after EOI, and due to the steepness of the potential, it gains too much KE to remain there. There is some KE loss due to reheating but this is not enough to confine it to the trough. Gravitational cooling removes the KE excess from random regions passing it on to adjacent ones. It is not unreasonable to expect that the inhomogeneities caused by η during particle production enhance the gravitational collapse of the dilaton and therefore gravitational cooling in regions where η is greater is favoured. These (which we have called D_+ regions) then become “oscillatons”, which are in essence extended halos where galaxies may form. This type of solution has been studied by Seidel & Suen [44] and also Ureña-López [45]), adopting spherical symmetry,

$$\phi(t, r) = \sum_{n=0}^{\infty} \phi_n(r) \cos[(2n+1)\omega_0 t], \quad (42)$$

where ϕ_n can be computed numerically given boundary conditions of continuity and non-singular behaviour.

The regions adjacent to the oscillaton carry the excess of KE and soon move out of the trough. Owing to the large transfer of KE, these D_- regions have a larger ρ_ϕ than that given by (19), under the simplified assumption of the homogeneous background evolution.

A. Domain formation

For the parameters we have considered, $\phi_0 \approx 10^5$ GeV and $\phi_r \approx 10^{19}$ GeV, so there is a difference of fourteen orders of magnitude in ϕ between D_- and D_+ regions. These regions are separated by domain walls where the field is near-stationary at various intermediate locations. In the D_+ domains $p_\phi \approx 0$ and

$$\rho_\phi \approx 2V(\phi) \approx \lambda\nu^{-4}(\phi^2 - \phi_0^2)^2, \quad (43)$$

is the (periodic) energy density of the oscillaton. In the D_- domains, ρ_ϕ and p_ϕ are dominated by the potential and KE is only residual, as described in the next section.

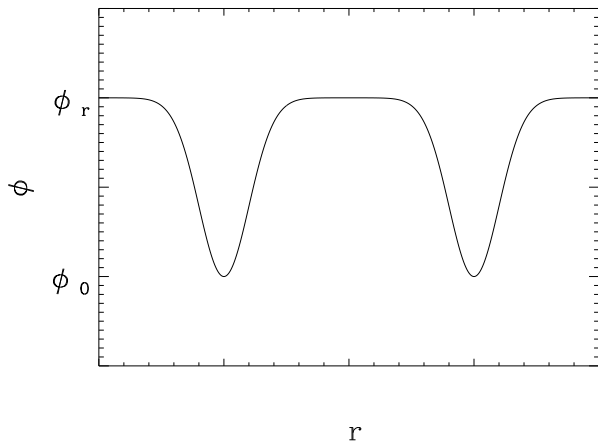


FIG. 7. D_+ (bottom) and D_- (top) domains in one spatial dimension. D_- domains undergo accelerated expansion whereas D_+ domains follow a powerlaw expansion.

Fig.6 shows qualitatively two D_+ domains immersed in a DE-dominated background. The dilaton at the minima oscillates around ϕ_0 , behaving as a dust-like non-relativistic matter fluctuation and the (local) expansion factor in these domains is $a \sim t^{2/3}$. By contrast, D_- regions undergo accelerated expansion as in a DE-driven universe. This suggests that most physical space is occupied by D_- regions, however few of these there are, even if DE-domination started in the very recent past. The field equation (5) contains strong spatial gradients for the domain walls and certain assumptions need to be made about the symmetries (form of the metric) and the DM distribution in the domain in order to compute solutions. One such assumption can be to impose upon the

solutions the condition to emulate flat rotation curves of galaxies, following for instance the method of Matos, Guzmán & Núñez [48]. We hope to report on a study along these lines in the near future.

VIII. JEANS LENGTH

The dilaton in the D_+ regions is homogeneous with small perturbations in a time-dependent background. Following the work of Khlopov, Malomed & Zel'dovich [49], the gravitational instability of such a configuration (the oscillaton) is similar to the Jeans instability of dust-like non-relativistic matter.

The field equation (5) becomes

$$\square\phi + 6\xi(\dot{H} + 2H^2)\phi + \lambda\nu^{-4}(\phi^2 - \phi_0^2)\phi = 0. \quad (44)$$

In the Newtonian approximation,

$$\ddot{\phi} - \Delta\phi - m_\phi^2(1 + 2\varphi)\phi + \lambda\nu^{-4}\phi^3 = 0, \quad (45)$$

where the gravitational potential φ is caused by the perturbations and it satisfies Poisson's equation

$$\Delta\varphi = 4\pi G [T_{00}(\phi) - T_{00}(\langle\phi\rangle)]. \quad (46)$$

Assuming a background solution $\langle\phi\rangle = \phi_0 \cos\omega t$, we have from (45)

$$\omega^2 = 5\lambda\nu^{-2}M^2. \quad (47)$$

We consider the perturbed solution

$$\phi = \tilde{\phi}(t, x_i) \cos[\omega t + \tau(t, x_i)], \quad (48)$$

where

$$\tilde{\phi} = \phi_0 + \phi_1 \exp(\Omega t + ik_j x^j), \quad (49)$$

$$\tau = \tau_1 \exp(\Omega t + ik_j x^j), \quad (50)$$

$$\varphi = \varphi_1 \exp(\Omega t + ik_j x^j). \quad (51)$$

Substituting (48)-(51) in (45)(46), we obtain after a bit of algebra the dispersion relation

$$\begin{aligned} &(\Omega^2 + k^2 + 2\lambda\nu^{-2}M^2)(\Omega^2 + k^2) \\ &+ 4\omega^2\Omega^2 - 320\pi G\lambda^2\nu^{-2}M^6 = 0, \end{aligned} \quad (52)$$

and therefore the Jeans wave-number becomes

$$k_J^2 \sim 160\pi\lambda M^4. \quad (53)$$

In Fig.8 we show the Jeans length λ_J for the range of dilaton masses considered in §VI, i.e. $20 \text{ MeV} \lesssim m_\phi \lesssim 270 \text{ MeV}$. The Jeans length for these masses falls within

the range $0.24 \text{ cm} \lesssim \lambda_J \lesssim 268 \text{ cm}$. We plot λ_J along with the Compton length $\lambda_c \sim m_\phi^{-1}$, and it is apparent the latter is smaller by 12-14 orders of magnitude. Clearly, such a small λ_J leaves the dilaton in no difficulty to form stable solitonic halos that constitute the bulk of DM in galaxies.

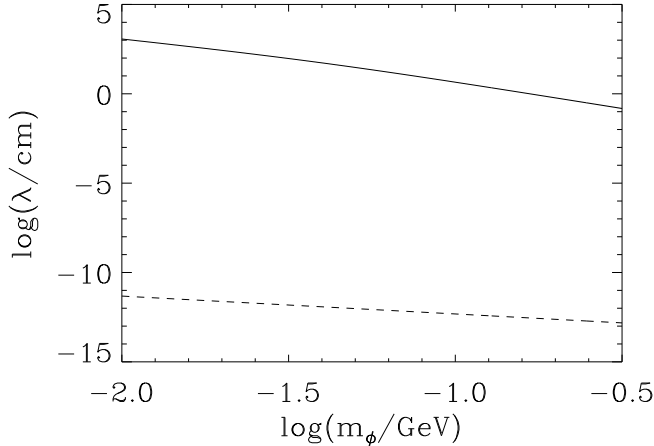


FIG. 8. Jeans length (*solid line*) and Compton length (*dashed line*).

IX. RESIDUAL KE

So far we have considered that ω_ϕ evolves from 1 in the KE-dominated era, to -1 during DE domination. The transition entails an ever-diminishing KE, until it becomes negligible at $\phi \approx \phi_r$. However, observationally $\langle \omega_\phi \rangle = -0.65 \pm 0.07$ (e.g. by recent CMB data [21,22]), and in order to reproduce this a residual KE must exist at present.

We consider the large-scale averaged quantities

$$\langle \rho_\phi \rangle \approx \sigma \left\langle \frac{1}{2} \dot{\phi}^2 \right\rangle + V(\phi_r), \quad (54)$$

$$\langle p_\phi \rangle \approx \sigma \left\langle \frac{1}{2} \dot{\phi}^2 \right\rangle - V(\phi_r), \quad (55)$$

where σ is a large number (reflecting the KE transfer from D_+ regions to D_-), and $V(\phi_r) \gg \sigma \langle \dot{\phi}^2/2 \rangle$. A further contribution to the residual KE comes from the ξ terms on the RHS of (12)(13). Therefore

$$\sigma \approx \frac{V(\phi_r)}{\langle \dot{\phi}^2/2 \rangle} \frac{(1 + \langle \omega_\phi \rangle)}{(1 - \langle \omega_\phi \rangle)}, \quad (56)$$

and from (19)

$$\left\langle \frac{\dot{\phi}^2}{2} \right\rangle_{\text{today}} \sim \lambda m_p^4 10^{-96}. \quad (57)$$

For the sake of the example we take $\langle \omega_\phi \rangle = -0.65$, hence

$$\sigma \sim 10^{25}. \quad (58)$$

This is a very large factor that lends support to the hypothesis that in fact most regions of the universe are D_+ and their KE is passed on to very few D_- regions. If we consider that in the neighbourhood of the trough $\rho_m/\rho_\phi \ll 1$, and D_+ regions transfer all KE to D_- , then (within the coarse approximation of the background evolution equations) we have one D_- per 10^{25} oscillatons.

X. CONCLUSIONS

We have studied a cosmological model of an inhomogeneous dilaton where DM and DE originate from the same source. The simplicity of the model is attractive mainly in two respects: firstly, the dilaton, a physically-motivated scalar field, triggers the inflationary process without the assistance of additional scalar fields; secondly, it is not surprising that the energy density of DM and DE are of the same order of magnitude as they are caused by the same field. There is good reason then to believe that there are fewer grounds to assert there is a so-called ‘‘coincidence problem’’.

The model predicts that there is little or no DM outside the D_+ regions, other than ρ_m produced at the beginning of the KE-dominated era. If individual galaxies are to be identified with D_+ regions, and the space between them is D_- , then one does not expect to find large amounts of DM in the intergalactic medium. Having said that, there is no reason to expect that each and every soliton ultimately produces a galaxy, and therefore dark D_+ regions may also be present in the intergalactic medium, which are technically detectable by lensing experiments.

To construct the model we have used a potential with a ‘‘trough’’ feature, inspired by previous models that result in a DE-dominated universe, in particular the ‘‘quintessential inflation’’ model by Peebles & Vilenkin [1]. The trough feature is crucial to give way to solitonic solutions, as is the process of gravitational cooling, proposed by Seidel & Suen [4]. Once again, like with most cosmological models, the reliance on the features of the potential to produce the desirable solutions makes it the ‘‘weakest link’’, in that its acceptance is inescapably ad hoc. It would be more desirable to derive V from fundamental arguments.

The inhomogeneous dilaton opens up the possibility of large variations of G in D_- regions. Accurate predictions are ξ -dependent, though in this paper we have looked into the possibility that whereas G has changed little within D_+ regions, it can be several times greater(smaller) in the intergalactic medium (D_- regions) if ξ is positive(negative). This is provided we accept the identification of D_+ regions with galaxies, which we must stress is not an imperative of the model, though an interesting possibility.

- [1] P.J.E. Peebles and A. Vilenkin, Phys. Rev. D **59**, 063505 (1999)
- [2] L.H. Ford, Phys. Rev. D **35**, 2955-2960 (1987)
- [3] B. Spokoiny, Phys. Lett. B **315**, 40-45 (1993)
- [4] E. Seidel and W.-M. Suen, Phys. Rev. Lett. **72**, 2516 (1994)
- [5] F. Perrotta, C. Baccigalupi and S. Matarrese, Phys. Rev. D **61**, 023507 (1999)
- [6] L. Amendola, Phys. Rev. D **62**, 043511 (2000)
- [7] C. Baccigalupi, S. Matarrese and F. Perrotta, Phys. Rev. D **62**, 123510 (2000)
- [8] N. Bartolo and M. Pietroni, Phys. Rev. D **61**, 023518 (1999)
- [9] T. Chiba, Phys. Rev. D **60**, 083508 (1999)
- [10] T. Chiba, Phys. Rev. D **64**, 103503 (2001)
- [11] G. Esposito-Farèse and D. Polarski, Phys. Rev. D **63**, 063504 (2001)
- [12] F. Perrotta and C. Baccigalupi, Phys. Rev. D **65**, 123505 (2002)
- [13] A. Riazuelo and J.P. Unzan, Phys. Rev. D **62**, 083506 (2000)
- [14] R. de Ritis, A.A. Marino, C. Rubano and P. Scudellaro, Phys. Rev. D **62**, 043506 (2000)
- [15] J.P. Uzan, Phys. Rev. D **59**, 123510 (1999)
- [16] T. Padmanabhan, Phys. Rev. D **66**, 021301 (2002)
- [17] J.S. Bagla, H.K. Jassal and T. Padmanabhan, Phys. Rev. D **67**, 063504 (2003)
- [18] T. Padmanabhan and T.R. Choudhury, Phys. Rev. D **66**, 081301 (2002)
- [19] N.D. Birrell and P.C.W. Davis, *Quantum Fields in Curved Spacetime*, Cambridge Monographs on Mathematical Physics, Cambridge University Press, Cambridge (1982)
- [20] K. Maeda, Class. Quantum Grav. **3**, 233 (1986)
- [21] C.L. Bennett et al., arXiv:astro-ph/0302207 (Preliminary maps and basic results); H.V. Peiris et al., arXiv:astro-ph/0302225 (Implications for inflation); D.N. Spergel et al., arXiv:astro-ph/0302209 (Determination of cosmological parameters); WMAP technical and complete bibliography http://lambda.gsfc.nasa.gov/product/map/map_bibliography.html
- [22] J.M. Kovac, E.M. Leitch, C. Pryke, J.E. Carlstrom, N.W. Halverson and W.L. Holzzapfel, Nature (London) **420**, 772-287 (2002); C. Pryke, N.W. Halverson, E.M. Leitch, J. Kovac, J.E. Carlstrom, W.L. Holzzapfel and M. Draganovic, Astrophys. J. **568**, 46-51 (2002)
- [23] A.T. Lee et al., Astrophys. J. Lett. **561**, L1 (2001)
- [24] R. Stompor et al., Astrophys. J. Lett. **561**, L7 (2001)
- [25] P. de Bernardis et al., Astrophys. J. **564**, 559 (2002)
- [26] W. Hu and S. Dodelson, S. Annu. Rev. Astron. Astrophys. **40**, 171-216 (2002)
- [27] A.D. Linde, "Particle Physics and Inflationary Cosmology" (Harwood, Chur, 1990)
- [28] S.M. Carroll, Phys. Rev. Lett. **81**, 3067-3070 (1998)
- [29] K. Coble, S. Dodelson and J.A. Frieman, Phys. Rev. D **55**, 1851-1859 (1997)
- [30] P.J. Steinhardt, L. Wang and I. Zlatev, Phys. Rev. D **59**, 123504 (1999)
- [31] B. Ratra and P.J.E. Peebles, Phys. Rev. D **37**, 3406-3427 (1988)
- [32] C. Wetterich, Nucl. Phys. **B302**, 645 (1988)
- [33] I. Zlatev, L. Wang and P.J. Steinhardt, Phys. Rev. Lett. **82**, 896-899 (1999)
- [34] J.P. Abreu, P. Crawford and J.P. Mimoso, Class. Quantum Grav. **11**, 1919-1939 (1994)
- [35] F.S. Accetta and J.J. Trester, Phys. Rev. D **39**, 2854 (1989)
- [36] L. Amendola, Phys. Rev. D **60**, 043501 (1999)
- [37] T. Damour and G. Esposito-Farèse, Phys. Rev. Lett. **70**, 2220-2223 (1993); Phys. Rev. D **54**, 1474-1491 (1996); ibid. **58**, 042001 (1998)
- [38] J.C. Hwang, Class. Quantum Grav. **7**, 1613-1631 (1990); Astrophys. J. **375**, 443 (1991); Phys. Rev. D **53**, 762 (1996)
- [39] R. Nagata, T. Chiba and N. Sugiyama, Phys. Rev. D **66**, 103510 (2002)
- [40] G.T. Gillies, Rep. Prog. Phys. **60**, 151 (1997)
- [41] M. Joyce, Phys. Rev. D **55**, 1875 (1997)
- [42] Y.M. Cho, Y.Y. Keum, Mod. Phys. Lett. A **13**, 109 (1998)
- [43] D.N. Spergel and L. Hernquist, Ap. J. **397**, L75 (1992)
- [44] E. Seidel and W.-M. Suen, Phys. Rev. Lett. **66**, 1659 (1991)
- [45] L.A. Ureña-López, Class. Quantum Grav. **19**, 2617-2632 (2002)
- [46] T. Damour, A. Vilenkin, Phys. Rev. D **53**, 2981 (1996)
- [47] M. Giovannini, Phys. Rev. D **58**, 083504 (1998)
- [48] T. Matos, F.S. Guzmán and D. Núñez, Phys. Rev. D **62**, 061301 (2000)
- [49] M.Yu. Khlopov, B.A. Malomed and Ya.B. Zel'dovich, MNRAS **215**, 575 (1985)