

NEUTRINO ASTRONOMY AT THE SOUTH POLE STATUS OF THE AMANDA EXPERIMENT

Paolo Desiati

desiati@amanda.wisc.edu

Physics Department, University of Wisconsin, Madison, U.S.A.
for the AMANDA Collaboration

J. Ahrens¹¹, X. Bai¹, S.W. Barwick¹⁰, T. Becka¹¹, J.K. Becker², K.-H. Becker², E. Bernardini⁴, D. Bertrand³, A. Biron⁴, D.J. Boersma⁴, S. Böser⁴, O. Botner¹⁷, A. Bouchta¹⁷, O. Bouhali³, T. Burgess¹⁸, S. Carius⁶, T. Castermans¹³, A. Chen¹⁵, D. Chirkin⁹, B. Collin⁸, J. Conrad¹⁷, J. Cooley¹⁵, D.F. Cowen⁸, A. Davour¹⁷, C. De Clercq¹⁹, T. DeYoung¹², P. Desiati¹⁵, J.-P. Dewulf³, P. Doksus¹⁵, P. Ekström², T. Feser¹¹, T.K. Gaisser¹, R. Ganugapati¹⁵, H. Geenen², L. Gerhardt¹⁰, K.S. Goldmann², A. Goldschmidt⁷, A. Groß², A. Hallgren¹⁷, F. Halzen¹⁵, K. Hanson¹⁵, R. Hardtke¹⁵, T. Hauschildt⁴, K. Helbing⁷, M. Hellwig¹¹, P. Herquet¹³, G.C. Hill¹⁵, D. Hubert¹⁹, B. Hughey¹⁵, P.O. Hulth¹⁸, K. Hultqvist¹⁸, S. Hundertmark¹⁸, J. Jacobsen⁷, A. Karle¹⁵, M. Kestel⁸, L. Köpke¹¹, M. Kowalski⁴, K. Kuehn¹⁰, J.I. Lamoureux⁷, H. Leich⁴, M. Leuthold⁴, P. Lindahl⁶, I. Liubarsky⁵, J. Madsen¹⁶, K. Mandli¹⁵, P. Marciniewski¹⁷, H.S. Matis⁷, C.P. McParland⁷, T. Messarius², Y. Minaeva¹⁸, P. Miočinović⁹, R. Morse¹⁵, R. Nahnauer⁴, J. Nam¹⁰, T. Neunhoffer¹¹, P. Niessen¹⁹, D.R. Nygren⁷, H. Ögelman¹⁵, Ph. Olbrechts¹⁹, C. Pérez de los Heros¹⁷, A.C. Pohl¹⁸, P.B. Price⁹, G.T. Przybylski⁷, K. Rawlins¹⁵, E. Resconi⁴, W. Rhode², M. Ribordy¹³, S. Richter¹⁵, J. Rodríguez Martino¹⁸, D. Ross¹⁰, H.-G. Sander¹¹, K. Schinarakis², S. Schlenstedt⁴, T. Schmidt⁴, D. Schneider¹⁵, R. Schwarz¹⁵, A. Silvestri¹⁰, M. Solarz⁹, G.M. Spiczak¹⁶, C. Spiering⁴, M. Stamatikos¹⁵, D. Steele¹⁵, P. Steffen⁴, R.G. Stokstad⁷, K.-H. Sulanke⁴, I. Taboada¹⁴, L. Thollander¹⁸, S. Tilav¹, W. Wagner², C. Walck¹⁸, Y.-R. Wang¹⁵, C.H. Wiebusch², C. Wiedemann¹⁸, R. Wischniewski⁴, H. Wissing⁴, K. Woschnagg⁹, G. Yodh¹⁰

(1) *Bartol Research Institute, University of Delaware, Newark, DE 19716, USA*

(2) *Fachbereich 8 Physik, BUGH Wuppertal, D-42097 Wuppertal, Germany*

(3) *Université Libre de Bruxelles, Science Faculty, Brussels, Belgium*

(4) *DESY-Zeuthen, D-15738 Zeuthen, Germany*

(5) *Blackett Laboratory, Imperial College, London SW7 2BW, UK*

(6) *Dept. of Technology, Kalmar University, S-39182 Kalmar, Sweden*

(7) *Lawrence Berkeley National Laboratory, Berkeley, CA 94720, USA*

(8) *Dept. of Physics, Pennsylvania State Univ., University Park, PA 16802, USA*

(9) *Dept. of Physics, University of California, Berkeley, CA 94720, USA*

(10) *Dept. of Physics and Astronomy, Univ. of California, Irvine, CA 92697, USA*

(11) *Institute of Physics, University of Mainz, D-55099 Mainz, Germany*

(12) *Dept. of Physics, University of Maryland, College Park, MD 20742, USA*

(13) *University of Mons-Hainaut, 7000 Mons, Belgium*

(14) *Dept. de Física, Universidad Simón Bolívar, Caracas, 1080, Venezuela*

(15) *Dept. of Physics, University of Wisconsin, Madison, WI 53706, USA*

(16) *Physics Dept., University of Wisconsin, River Falls, WI 54022, USA*

(17) *Div. of High Energy Physics, Uppsala University, S-75121 Uppsala, Sweden*

(18) *Dept. of Physics, Stockholm University, SE-10691 Stockholm, Sweden*

(19) *Vrije Universiteit Brussel, Dienst ELEM, B-1050 Brussels, Belgium*

Abstract

AMANDA (**A**ntarctic **M**uon **A**nd **N**eutrino **D**etector **A**rray) is a neutrino telescope built under the southern polar icecap, and its scope is exploring the possibility to detect high energy cosmic neutrinos generated by powerful celestial objects where acceleration mechanisms can bring protons up to 10^{20} eV. We describe the achievements and results from the AMANDA-B10 prototype and the preliminary results from the current AMANDA-II detector showing a dramatic increase in sensitivity. An outlook on IceCube will be given.

1 Introduction

Observational astronomy and astrophysics are based on the detection of information carriers to determine the properties of the emitting objects. Three types of carriers have been used so far: electromagnetic radiation, cosmic rays, and neutrinos. The electromagnetic radiation was the first to be observed. Due to their neutral charge, photons are not deflected by interstellar and intergalactic magnetic fields, therefore they point directly back to their source. Photons are emitted within the outer regions of the sources and they cannot give any information about the source internal processes. Moreover, high energy photons are affected by interactions with the microwave and infrared backgrounds (mostly through $\gamma\gamma \rightarrow e^+e^-$), as they traverse intergalactic distances. This limits the range of cosmological sources that can be observed with the highest energy photons.

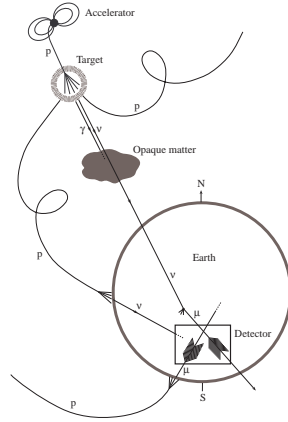


Figure 1: *High energy information carriers*

Cosmic rays are composed of charged nuclei and are deflected by magnetic fields, so they don't bring directional information and they are subject to energy loss processes during their propagation, which deforms the energy spectrum measured at the Earth with respect to the one at the source. Moreover the highest energy cosmic rays ($E \geq 5 \cdot 10^{19} \text{eV}$) are expected to be absorbed due to collisions with microwave background photons, through $p + \gamma(2.7\text{K}) \rightarrow p + \pi^0$ (Greisen-Zatsepin-Kuzmin, or GZK cutoff ¹). This would generate

a degradation of proton energy after a distance of 50 Mpc ²⁾. Thus, while cosmic rays carry some information about the energy distribution mechanisms at their source, they cannot indicate directly where those sources are located and they cannot propagate for cosmological distances (see figure 1).

Neutrinos have no electric charge and have a low interaction cross-section with matter. They can propagate from the production sources through cosmological distances, un-deflected by magnetic fields. The distance at which the Universe can be observed with high energy neutrinos is limited only by the signal strength of the source. Thus, they can reach the Earth carrying the complete flux and spectral information about their generation mechanism. On the other hand, their low cross-section makes them difficult to detect. Very large detectors, long exposure times and sophisticated data analyses are needed to measure high energy extraterrestrial neutrino fluxes and spectra. High energy cosmic neutrinos are believed to be produced in energetic accelerating environments through p-p or p- γ interactions via π production and decay. Such an accelerator might be the core of an active galaxy, powered by a supermassive black hole. The energy dependence of the expected neutrino spectrum is predicted to be $\sim E^{-2}$.

After Greisen's 1960 review on cosmic ray showers ³⁾, the detection of neutrinos was suggested by Markov and Zhelezniikh ⁴⁾ via the process

$$\nu_l(\bar{\nu}_l) + N \rightarrow l^\pm + X \quad (1)$$

of upward or horizontal neutrinos interacting with a nucleon N of the matter surrounding the detector. At high energy, approximately half of the neutrino energy is carried by the produced lepton and the angle between the neutrino and the lepton is, for muon flavor ⁵⁾

$$\langle \psi_{\nu_\mu, \mu} \rangle \approx \left(\frac{0.7^\circ}{E_\nu/\text{TeV}} \right)^{0.7} \quad (2)$$

where E_ν the neutrino energy. At sufficiently high neutrino energy the muon is collinear with the parent neutrino and the muon detection will give information on the neutrino direction. The possibility to measure the high energy cosmic neutrino direction opened the door to neutrino astrophysics. This idea started to become reality with the DUMAND project ⁶⁾ in the deep Pacific Ocean near Hawaii. This pioneering effort opened the road to the realization of the

first dedicated working projects, Baikal ⁷⁾ and AMANDA ⁸⁾, and to the two planned projects in the Mediterranean Sea NESTOR ⁹⁾ and ANTARES ¹⁰⁾.

2 AMANDA-II Description and Operational Principles

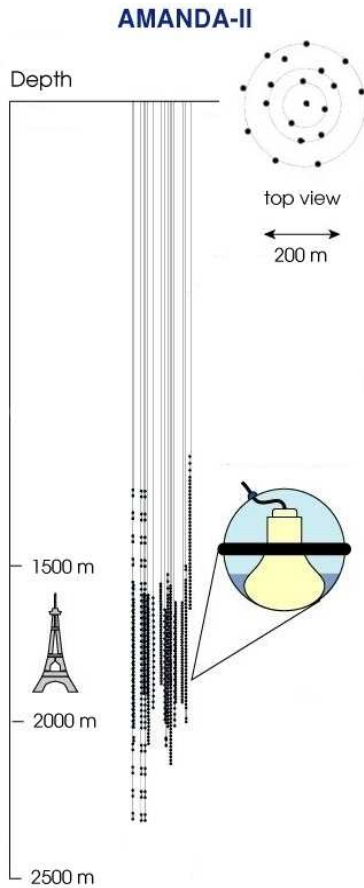


Figure 2: *AMANDA-II schematics*

AMANDA is a neutrino telescope built and operated at the Geographic South Pole. The final detector configuration, called AMANDA-II, was deployed in four South Pole campaigns between November 1995 and February 2000 ¹¹⁾. The detector consists of 677 optical modules (OM) arranged on 19 vertical strings deployed at depths between 1300-2400 meters. The used instrumented volume ranges between 1500-2000 meters, and covers a cylinder of 200 meters diameter (See figure 2).

An AMANDA-II OM consists of a single 8 inch Hamamatsu R5912-2 photomultiplier tube (PMT) housed in a glass pressure vessel. The PMT is optically coupled to the glass housing by a transparent gel. Each module is connected to electronics on the surface by a dedicated electrical cable, which supplies high voltage and carries the anode signal of the PMT. For each event, the OM is read out by a peak-sensing ADC and TDC capable of registering up to eight separate pulses ¹²⁾. The first 10 strings, completed in 1997 and containing 302 OMs, are known as AMANDA-B10, with 120 m diameter.

The holes where AMANDA strings are buried, were produced with high pressure hot water ($\sim 90^\circ C$). The drilling procedure was continuously moni-

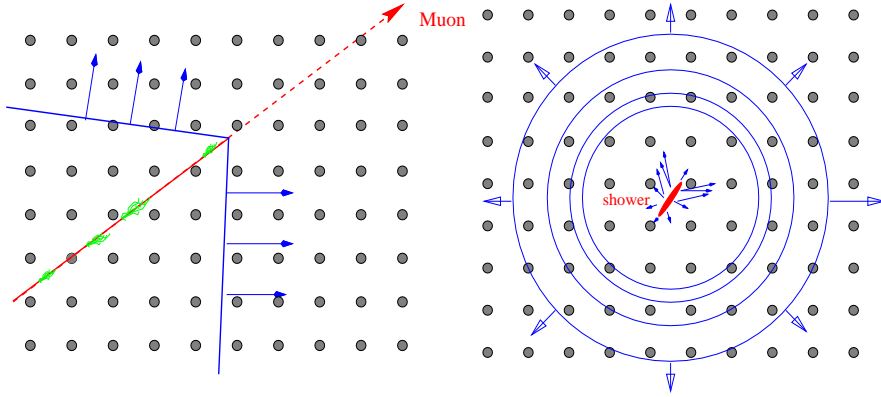


Figure 3: *Cherenkov light detection topology in the AMANDA-II array for tracks (left) and cascades (right)*

tored and the average hole diameter was approximately 50 cm over the entire hole, with a depth-variation, due to the ice temperature profile. The string deployment is done just after drilling is finished and before the hole diameter starts to shrink due to refreezing. Each OM is connected to the main cable and tested in situ at deployment time. The South Pole Air Shower Experiment (SPASE) is a surface array which measures the shower direction and size, via the electron density¹³). The SPASE/AMANDA coincident events are used to study the cosmic ray composition above 10^{15} eV.

The channels through which neutrino telescopes detect neutrinos above energies of a few tens of GeV is by observing the Cherenkov light from relativistic leptons produced in ν_l -nucleon interactions (eq. 1) in or near the telescope. The primary channel is the ν_μ , which leads to a high energy μ track. The muons can propagate several kilometers through the ice and they can be reconstructed with reasonable precision even with a coarsely instrumented detector, provided the medium is sufficiently transparent. The time and amplitude of detected signals are used to reconstruct the path of the muon through the detector.

The other possible detection channels ν_e and ν_τ have a different behavior. An electron, produced by a ν_e , will generate an electromagnetic cascade, which is confined to a volume of a few cubic meters. It overlays the hadronic cascade of the primary interaction vertex. The size of both cascades is small compared to the OM spacing in the array and the signature is an expanding spherical shell

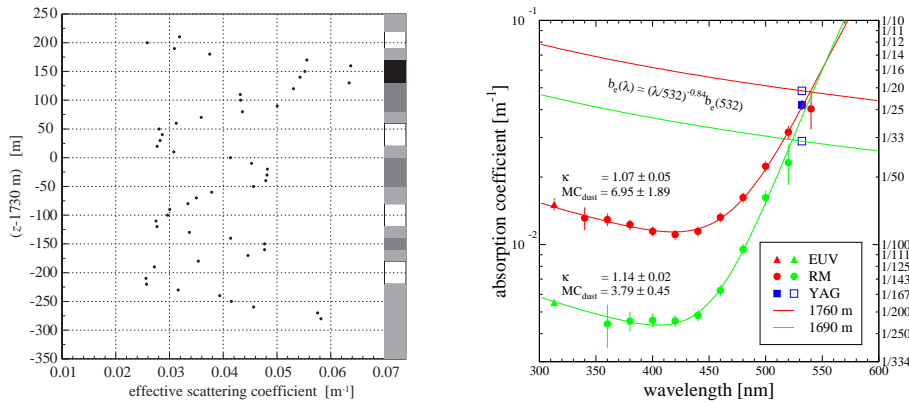


Figure 4: *Left: effective scattering coefficient as a function of depth at 532 nm wavelength. Right: absorption and effective scattering (b_e) coefficients versus wavelengths.*

of Cherenkov photons (figure 3). A τ , produced by a ν_τ , will decay immediately and generate a second hadronic cascade. However, at energies above 1 PeV the two cascades are separated by several tens of meters, connected by a single track.

A detected event corresponds to a realization of a majority trigger of a predefined hit OM channels within $2.5 \mu\text{s}$. To ensure that the observed muons are produced by neutrinos, the Earth is used as a filter and only up-going muons are selected. This condition is used to reduce the contamination from down-going cosmic ray muon flux. The location depth in the ice serves to further minimize the flux of cosmic ray muons.

The ice surrounding AMANDA is part of the neutrino telescope and its optical properties are very important and are directly connected to the detector sensitivity. These properties were studied in detail, using in-situ light emitters located on the strings and the down-going muon flux itself. This study shows the ice is not homogeneous ¹⁴, but it can be considered as made of several horizontal layers, laid down by varying climatological conditions in the past ¹⁵. Figure 4 shows the effective scattering length versus depth for 532 nm. The figure shows also the absorption and effective scattering lengths as a function of wavelength for 2 different depths. At 400 nm (corresponding to the maximum OM optical sensitivity) the average absorption length at AMANDA-II depth is

110 m and the average effective scattering length is 20 m ¹²).

The light emitters on the strings are used also as a detector time and geometry calibration system. The time calibration is a measure of the cable length and, therefore, of PMT signal time delay due to cable propagation. The overall precision on the photon arrival times is approximately 5 ns. The position calibration is performed using two sets of information: the absolute array position, obtained from drill recordings and pressure sources, and the relative positions, obtained with the measured propagation times of photons between different light emitters and receivers. The position of the OMs are determined with a precision of about 0.5 m ²⁴).

3 Simulation and Data Processing

In order to study the detector response to the different event sources, a Monte Carlo simulation covering the complete chain from the primary particle flux interactions to the detector response, is used to evaluate the array sensitivity. The down-going muon flux is generated by using CORSIKA (v6.020) shower generator with QGSJET01 interaction model ¹⁶); the up-going muons are generated with a program called NUSIM ¹⁷), which allows us to simulate any $\nu_{\mu,e}$ spectrum, the propagation through the Earth and their interactions. The produced muons are propagated through the ice, taking into account all the relevant energy losses ¹⁸). The Cherenkov photon production and propagation are simulated taking into account the ice optical properties and the OM acceptance. The detector trigger simulation includes the hardware response of each OM ¹⁹). At this stage the simulated data are treated exactly as the experimental raw data and passed through the same data processing.

The AMANDA data are passed through a standard filter which is common to all the neutrino analyses. This filtering is performed in 2 separate levels. The level 1 filter (L1) includes the OM cleaning, which excludes the channels which are dead or have odd transient behavior, performs time calibration and a first guess reconstruction. A loose angular cut on the approximate reconstructed muon track is used to filter upward moving tracks and to reduce the amount of data to be passed to the following level. The level 2 filter (L2) applies iterative likelihood reconstructions, which take into account the ice properties, and a Bayesian reconstruction ²⁰). A second cut on the likelihood reconstructed angle is applied to further reduce the down-going event contamination. To

study down-going muon events the same filter levels are applied but with no angular cut.

4 AMANDA-II Background Sources

4.1 Atmospheric Muons

The largest background source for AMANDA is represented by the down-going cosmic ray muon flux, which is 5 orders of magnitude larger than the total expected neutrino flux, and contributes to the detector trigger with a rate of ~ 100 Hz. Selecting upward reconstructed events (sect. 3) has an important effect in removing a large fraction of these events, but due to the finite reconstruction resolution a small fraction of down-going muon events is mis-reconstructed as upward. Such events represent a background which still needs to be eliminated in any neutrino analysis. Nevertheless the large cosmic ray muon flux can be used to study the detector response, possible systematic effects and also to perform physics measurements. The cosmic ray muon angular and vertical intensities were measured in AMANDA-II and they agree well with simulation, with other experimental measurements and with theoretical calculations ²¹⁾. These measured distributions are related to the sea-level muon and primary Cosmic Ray energy spectrum. The measured spectral index of sea-level differential muon spectrum ($\gamma_\mu = 2.70 \pm 0.04$) and of primary differential cosmic ray spectrum ($\gamma_{prim} = 3.72 \pm 0.17$) are in agreement with other experimental results ²²⁾. The down-going muon events which are in coincidence with SPASE surface array ¹³⁾ were used to measure the cosmic ray mass composition as a function of the primary energy near the knee. An energy resolution of $\sim 7\%$ was achieved in the energy range of 1-10 PeV and a tendency toward heavier nuclei above the knee was measured ²³⁾.

The down-going muon flux is well understood and an on-going analysis is examining the sensitivity for detecting muons from charmed meson decays in the atmosphere.

Uncorrelated, multiple atmospheric muon events represent another source of background for neutrino analyses. The expected rate of such events is very low in AMANDA-II (of the order of ~ 1 Hz, higher than neutrino trigger rate) but their contamination cannot be neglected as for AMANDA-B10. The contamination of such events becomes clear at high quality cut level where

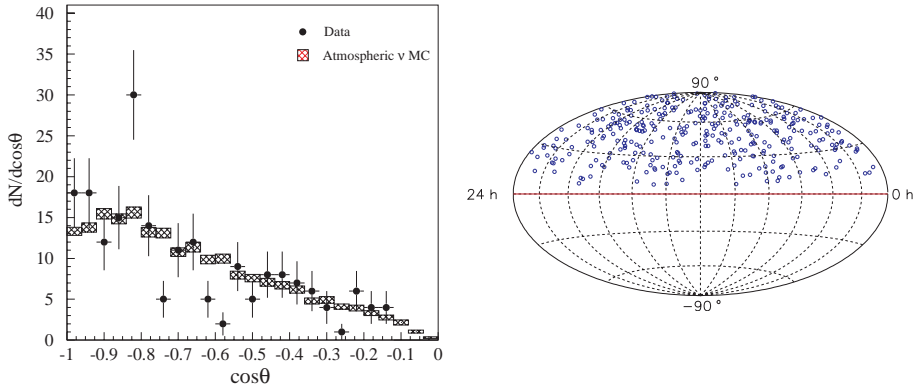


Figure 5: *Left: the zenith angle distribution of up-going reconstructed events. Monte Carlo prediction is normalized to the experimental data. Right: skyplot of the reconstructed events in equatorial coordinates.*

the bulk of atmospheric muons has been eliminated. A typical uncorrelated muon event could be a muon hitting the upper detector and one hitting the lower detector shortly before. The reconstruction tries to find the best up-going single muon track compatible with the recorded hit times. The easiest way to eliminate such a background is to require a uniform hit distribution along the reconstructed track.

4.2 Atmospheric Neutrinos

In order to measure the atmospheric neutrino component, a rejection factor of $\sim 10^5$ is needed to eliminate the cosmic ray muon background contamination. The detection of atmospheric neutrinos in AMANDA provided the first check of the detector sensitivity (24, 12).

Figure 5 shows the published result from the year 1997 of AMANDA-B10. The 130.1 days livetime analyzed gave $N_{exp} = 204$ experimental reconstructed events with a prediction of $N_{MC} = 279 \pm 3$. Normalizing the Monte Carlo simulated events to the experimental sample at high quality level gives a background contamination (i.e. a residual leakage of down-going muons reconstructed as up-going) of 5-10 %. The low neutrino acceptance close to the horizon reflects the effect of down-going muon background elimination. The track pointing resolution is $\psi = 3.2^\circ$ and the skyplot, shown in figure 6, is consistent with

a uniform isotropic flux. The estimated energy of detected neutrino sample ranges between 66 GeV and 3.4 TeV (90 % of events) ¹²⁾.

AMANDA-II detector, with its increased size, has a better sensitivity than AMANDA-B10 and its larger diameter allows us to better reconstruct the horizontal events. Thus the acceptance near the horizon is improved and the down-going muon flux rejection turns out to be an easier task than with the smaller detector. Requiring a minimum number of direct hits (i.e. hits with a small time residual with respect to the direct Cherenkov light time of propagation), a high likelihood of reconstruction value and a uniform light deposition along the reconstructed track, we record about 4 well reconstructed neutrino events per day in AMANDA-II. The preliminary unfolded ν_μ sea-level energy spectrum was determined and is in agreement with the expectation up to 10^4 GeV ²⁵⁾.

5 AMANDA Analyses

5.1 Diffuse Flux of ν_μ

A search for high energy neutrino flux from unresolved sources throughout the Universe was done in AMANDA-B10, using the data taken during 1997. After cleaning the experimental data sample from atmospheric muon background, the neutrino event selection was designed to retain high energy track-like events ²⁶⁾ in order to eliminate the lower energy atmospheric neutrino background. The energy cut is performed through the hit channel multiplicity observable.

The AMANDA-B10 sensitivity ¹ was tested with respect to an assumed high energy neutrino spectrum given by $\Phi_{\nu_\mu} = 10^{-5} \cdot E^{-2} \text{ cm}^{-2} \text{ s}^{-1} \text{ sr}^{-1} \text{ GeV}^{-1}$. This spectrum was simulated along with the atmospheric neutrinos and the detector response was studied. Optimizing the atmospheric neutrino background rejection with a suitable channel multiplicity cut, there is no excess of events with respect to the estimated background and a limit was set on the high energy flux. Figure 6 shows the effect of the energy cut on the atmospheric and high energy neutrino events (on the left) and the calculated limit (on the right). The limit, including 25% atmospheric neutrino flux systematic uncertainty, is $\Phi_{\nu_\mu}^{lim} < 8.4 \times 10^{-7} \cdot E^{-2} \text{ cm}^{-2} \text{ s}^{-1} \text{ sr}^{-1} \text{ GeV}^{-1}$

¹defined as 90% CL average upper limit from an ensemble of identical experiments with no signal present

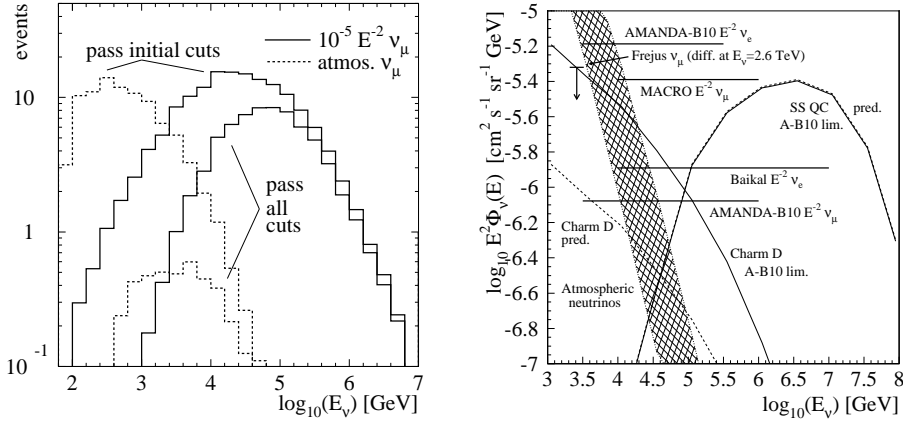


Figure 6: *Left: energy spectrum of the incident atmospheric (dashed line) and E^{-2} (solid line) neutrinos for events that pass the initial cuts, and after channel multiplicity cut. Right: Summary of experimental 90% classical confidence level flux limits from various detectors assuming an E^{-2} spectrum.*

As stated in section 4, AMANDA-II is bigger than AMANDA-B10 and the background which needs to be eliminated has larger intensity and includes the coincident uncorrelated atmospheric muon events. The tested high energy neutrino flux is $\Phi_{\nu_{\mu}} = 10^{-6} \cdot E^{-2} \text{ cm}^{-2} \text{ s}^{-1} \text{ sr}^{-1} \text{ GeV}^{-1}$ and the optimized energy cut selects events between 10 TeV and 10 PeV. Since 1997 about 10 times the exposure has been achieved in total with AMANDA-B10 (1997-99) and AMANDA-II (2000-present). This combined data set has a limit-setting potential more than 5 times better than the above AMANDA-B10 limit.

5.2 Point Sources of ν_{μ}

If the dominant extraterrestrial neutrino flux is emitted by a few particularly bright or close sources, their direction could be resolved. For that reason the 1997 data taken with AMANDA-B10 were analyzed also to search for neutrinos from point sources²⁷⁾. The sky was divided in 154 search bins, with half width of about 5°. Due to the lower background within each search bin, it is possible to relax the cuts, with respect to the search for diffuse flux of neutrinos, and thus gain a higher signal efficiency. The pointing resolution results to be $\psi = 3.9^{\circ}$. The probability for the observed number of events in each search bin

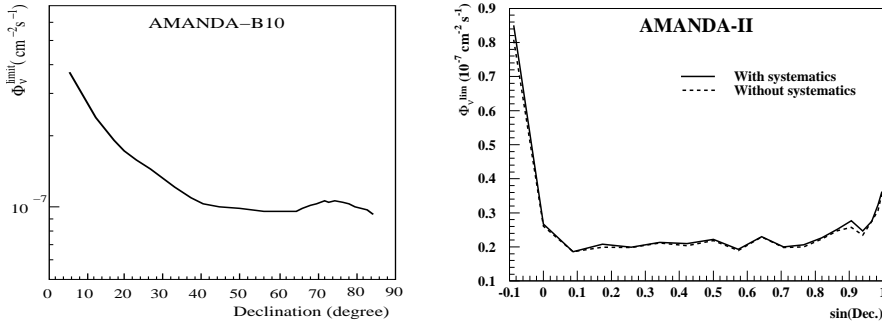


Figure 7: *Left: AMANDA-B10 upper 90% CL limit on neutrino flux as a function of declination. Right: AMANDA-II sensitivity as a function of declination.*

shows no significant excess with respect to the pure background expectation. Therefore a limit was derived. Figure 7 shows, on the left, the upper limit (90% CL) as a function of declination.

The search for high energy neutrinos from point sources was also performed in AMANDA-II using the data taken during 2000²⁸⁾. Due to the better pointing resolution ($\psi = 2.3^\circ$) of AMANDA-II, in this analysis the sky was divided in 300 search bins, with half width of about 3.5° . No significant excess of events was observed in any search bin. Figure 7, on the right, shows the AMANDA-II sensitivity (integrated over neutrino energies above 10 GeV) as a function of declination. It is evident that AMANDA-II has a more uniform angular sensitivity and, in average, about a factor of 5 better than AMANDA-B10.

Table 1 shows the preliminary 90% CL upper limits on a selection of candidate sources²⁸⁾. n_{obs} is the number of observed events within the search bin and n_b the number of expected background, determined by measuring the events off-source in the same declination band. These upper limits are substantially better than the limits from AMANDA-B10²⁷⁾.

5.3 Flux of ν_μ from Gamma Ray Bursts

AMANDA detector data were analyzed to search high energy neutrinos spatially and temporally coincident with 317 triggered GRBs, detected by the BATSE satellite detector, and 153 non-triggered GRBs, obtained by searching the BATSE archived data²⁹⁾. The experimental data are from AMANDA-B10

Table 1: *Preliminary 90% CL upper limits on a selection of candidate sources in AMANDA-II. The limits $\Phi_{\mu,\nu}^{lim}$ are calculated for an assumed E^{-2} spectral shape, integrated above $E_{\mu,\nu} = 10$ GeV and in units of $10^{-15}cm^{-2}s^{-1}$ and $10^{-8}cm^{-2}s^{-1}$, respectively.*

Candidate	Dec ($^{\circ}$)	R.A. (h)	n_{obs}	n_b	Φ_{μ}^{lim}	Φ_{ν}^{lim}
SS433	5.0	19.20	0	2.38	0.8	0.6
M 87	12.4	12.51	0	0.95	1.1	0.9
Crab Nebula	22.0	5.58	2	1.76	2.1	2.1
Mkr 421	38.2	11.07	3	1.50	2.6	3.1
Mkr 501	39.8	16.90	1	1.57	1.3	1.6
Cygnus X-3	41.0	20.54	3	1.69	2.5	3.1
QSO 0219+428	42.9	2.38	1	1.63	1.1	1.4
Cassiopea A	58.8	23.39	0	1.01	0.7	1.1
QSO 0716+714	71.3	7.36	2	0.74	2.4	3.8

(taken in 1997-99) and AMANDA-II (taken in 2000) combined. The preliminary results are consistent with no GRB neutrino signal. A 4-year combined neutrino event 90% CL upper limit of 1.45 for the 317 BATSE-triggered bursts was derived.

5.4 Flux of Ultra High Energy ν_{μ}

AMANDA-B10 data were searched for muon neutrinos with energies above 10^{16} eV. At these energies the Earth is opaque to neutrinos and the events are concentrated at the horizon. The background is represented by the large muon bundles from down-going atmospheric events. The absence of extremely bright events in excess with respect to the expected background, allowed us to put a limit of $\Phi_{\nu_{\mu}}^{lim} < 7.2 \times 10^{-7} \cdot E^{-2} cm^{-2} s^{-1} sr^{-1} GeV^{-1}$ in the energy range $2.5 \times 10^{15} eV < E_{\nu} < 5.6 \times 10^{18} eV$ (30). The preliminary sensitivity of AMANDA-II, for one year of operation, is about a factor of three better.

5.5 Diffuse Flux of ν of all Flavors

As explained in section 2, the signature for $\nu_{e,\tau}$ is different from the one for ν_{μ} , therefore different fit procedures need to be used to reconstruct such events. The advantage of detecting these events is the lower atmospheric background, the better energy resolution with respect to the muon case, since the full energy

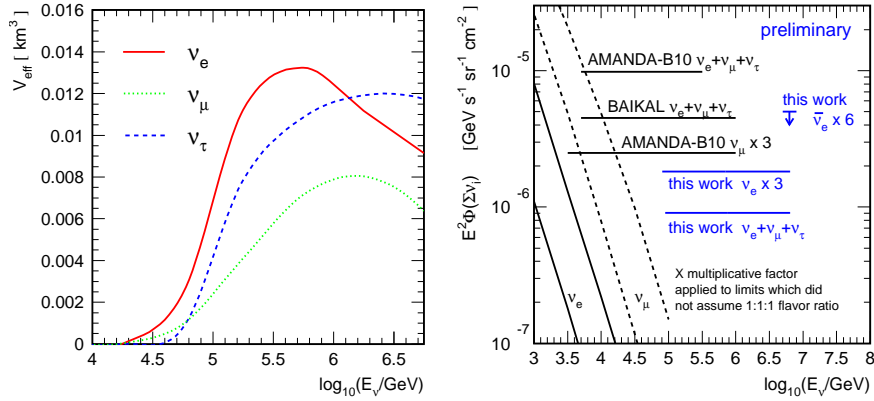


Figure 8: *Left: Effective Volume versus neutrino energy for AMANDA-II. Right: Upper 90% CL limits on the flux of cosmic neutrinos following a E^{-2} spectrum*

is deposited in the detector, and the sensitivity to all neutrino flavors, because of neutral current interactions. Detection of all the three flavors increases the sensitivity, since, for typical astrophysical fluxes, the ratio of neutrino flavors $\phi_{\nu_e} : \phi_{\nu_\mu} : \phi_{\nu_\tau} \approx 1 : 2 : 0$, becomes $1 : 1 : 1$ at the detection site, due to neutrino oscillations. For contained cascades, the cascade vertex position resolution is $\Delta r \sim 5$ m for both AMANDA-B10 and AMANDA-II³¹⁾ and the energy resolution is $\Delta(\text{Log}E) \sim 0.1-0.2$. The bigger AMANDA-II volume increases the sensitivity to higher cascade energies and the angular acceptance is nearly uniform over 4π ³²⁾.

Figure 8 shows the effective volume of AMANDA-II as a function of neutrino energy for all neutrino flavors, and the upper limits for AMANDA-II compared with those of AMANDA-B10. An order of magnitude improvement in sensitivity is evident from the figure.

5.6 Flux of ν_e from Supernovæ

AMANDA-B10 data were also searched for the detection of low energy (\sim MeV) neutrinos from Supernovæ³³⁾ through the process $\bar{\nu}_e + p \rightarrow n + e^+$. The e^+ track length is too short to be reconstructed, but the Cherenkov light from many such tracks can induce a correlated increase in the noise rate of the OMs that can be detected. The OM count rate was monitored continuously

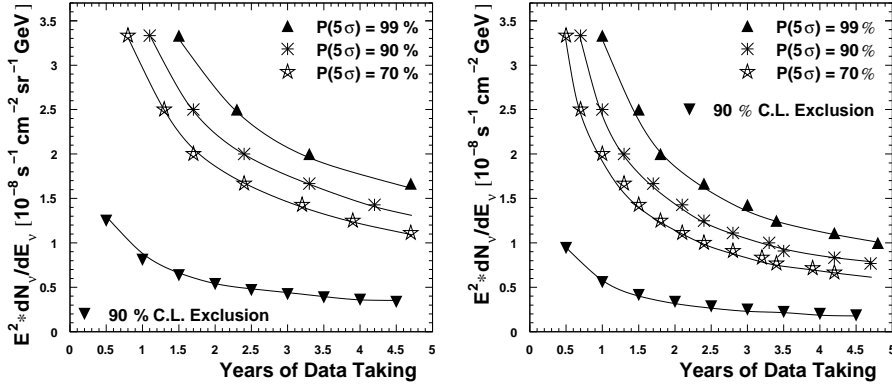


Figure 9: *IceCube* sensitivity to diffuse neutrino fluxes (on the left) and to point sources of neutrinos (on the right), as a function of exposure. $P(5\sigma)=x\%$ means that the probability that a signal shows up as a 5 sigma effect is $x\%$.

in 10 s bins in search for such an excess. The analysis includes a specific OM selection criterion, which keeps only modules with very stable behavior over the years 1997-98. A stable counting rate is achieved with a moving average. AMANDA-B10 yields a 70% coverage of the Galaxy with one background fake per year with 90% efficiency. AMANDA-II supernova data are being analyzed now and indicate a 90% coverage of the Galaxy.

5.7 Flux of ν_μ from WIMPs

An indirect search for non-baryonic dark matter, in the form of Weakly Interacting Massive Particles, from the center of the Earth was done in AMANDA-B10 using the data taken in 1997-99³⁴). This analysis requires the selection of well reconstructed vertically up-going events. An iterative discriminant analysis retains 30% of the signal (represented by neutralino annihilations) and 0.3% of background. The observation of no excess with respect to the expected background was interpreted as a limit on the muon flux from neutralino annihilation. An upper limit of $\sim 10^3 \mu km^{-2}yr^{-1}$ for $m_\chi > 10^3$ GeV, and less stringent values for smaller neutralino masses, were derived from AMANDA-B10. Preliminary analyses show that AMANDA-II has competitive sensitivity to search also for WIMPs from the Sun.

6 The Future: IceCube

IceCube is the kilometer-cubed successor of AMANDA-II. To be built starting in 2004, it will consist of 4800 10-inch PMTs enclosed in transparent pressure spheres, distributed along 80 vertical strings up to a depth of 2400 meters³⁵). As a significant improvement over the AMANDA technology, each OM will also house the electronics to digitize the PMT pulses, retaining the full waveform information. The digitized information is sent to the surface processors, which form a global trigger. Triggered events will be filtered and reconstructed on-line, and the relevant information will be transmitted via satellite to the northern hemisphere.

Figure 9 shows the expected IceCube sensitivities for diffuse and point source ν_μ fluxes as a function of detector exposure.

Acknowledgments

This research was supported by the following agencies: National Science Foundation Office of Polar Programs, National Science Foundation–Physics Division, University of Wisconsin Alumni Research Foundation, USA; Swedish Research Council, Swedish Polar Research Secretariat, and Knut and Alice Wallenberg Foundation, Sweden; German Ministry for Education and Research, Deutsche Forschungsgemeinschaft (DFG), Germany; Fund for Scientific Research (FNRS-FWO), Flanders Institute to encourage scientific and technological research in industry (IWT), and Belgian Federal Office for Scientific, Technical and Cultural affairs (OSTC), Belgium.

References

1. M.S. Longair, *High Energy Astrophysics*, CUP (1997)
2. R.W. Springer, *et al.*, these proceedings
3. K. Greisen, *Ann. Rev. Nucl. Sci.* **10**, 63 (1960)
4. M.A. Markov, I.M. Zheleznykh, *Nucl. Phys.* **27**, 385 (1961)
5. T. Gaisser, *Cosmic Rays and Particles Physics*, CUP (1990)
6. A. Roberts, *Rev. Mod. Phys.* **64**, 259 (1992)
7. I.A. Belolaptikov, *et al.*, *Proc. 24th ICRC*, Rome (1995)
8. P.A. Mock *et al.*, *Proc. 24th ICRC*, Rome (1995)
9. E.G. Anassontzis *et al.*, *NIM A* **502** 150 (2003)
10. P. Amram *et al.*, *Astrop. Phys.* **13** 127 (2000)

11. R. Wischnewski, *et al.*, Proc. 27th ICRC, Hamburg (2001)
12. E. Andrès, *et al.*, Nature **410**, 441 (2001)
E. Andrès, *et al.*, Phys. Rev. D **66**, 012005 (2002)
13. J.E. Dickinson *et al.*, NIM A **440**, 95 (2000)
J. Ahrens *et al.*, submitted to NIM A
14. K. Woschnagg, Proc. 26th ICRC **2**, 202-203, Salt Lake City (1999)
15. B. Price *et al.*, Geophys. Res. Lett. **27**, 2129 (2000)
16. D. Heck *et al.*, Report FKZA 6019 (1998)
17. G.C. Hill, Astrop. Phys. **6**, 215 (1997)
18. D. Chirkin, W. Rhode, Proc. 27th ICRC, HE220, Hamburg (2001)
19. S. Hundertmark *et al.*, DESY-PROC-1-1999 (1999)
20. J. Ahrens *et al.*, to be submitted to NIM A
21. P. Desiati, K. Bland, Proc. 28th ICRC, Tsukuba (2003)
22. H. Geenen, Diploma Thesis WU-D-2002-10, BUGH, Wuppertal (2002)
23. K. Rawlins, Proc. 28th ICRC, Tsukuba (2003)
J. Ahrens *et al.*, to be submitted to Astrop. Phys.
24. E. Andrès *et al.*, Astrop. Phys. **13**, 1 (2000)
25. H. Geenen, Proc. 28th ICRC, Tsukuba (2003)
26. J. Ahrens *et al.*, Phys. Rev. Lett., accepted (2003)
G.C. Hill, M. Leuthold, J. Cooley, Proc. 28th ICRC, Tsukuba (2003)
27. J. Ahrens *et al.*, Astroph. J. **583**, 1040 (2003)
28. T. Hauschildt, D. Steele, Proc. 28th ICRC, Tsukuba (2003)
J. Ahrens *et al.*, in preparation
29. R. Hardtke, K. Kuehn, M. Stamatikos, Proc. 28th ICRC, Tsukuba (2003)
30. S. Hundertmark, Proc. 28th ICRC, Tsukuba (2003)
31. J. Ahrens *et al.*, Phys. Rev. D **67**, 012003 (2003)
32. M. Kowalski, Proc. 28th ICRC, Tsukuba (2003)
33. J. Ahrens *et al.*, Astrop. Phys. **16**, 345 (2002)
34. J. Ahrens *et al.*, Phys. Rev. D **66**, 032006 (2002)
P. Olbrechts, Proc. 28th ICRC, Tsukuba (2003)
35. J. Ahrens *et al.*, arXiv:astro-ph/0305196, submitted to Astrop. Phys.
S. Yoshida, Proc. 28th ICRC, Tsukuba (2003)