

Constraining superheavy dark matter model of UHECR with SUGAR data

Hang Bae Kim^{a*} and Peter Tinyakov^{a,b†}

^a*Institute of Theoretical Physics, University of Lausanne, CH-1015 Lausanne, Switzerland*

^b*Institute for Nuclear Research, 60th October Anniversary prospect 7a, 117312, Moscow, Russia*

Models which associate the origin of the ultra-high energy cosmic rays (UHECR) with decays of relic superheavy particles predict the anisotropy of UHECR flux toward the Galactic center. We use the existing SUGAR data, which covered the Galactic center best so far, to look for such a signal and limit the fraction of UHECR produced by this mechanism. The absence of anisotropy toward the Galactic center in the SUGAR data implies at 95% confidence level that the fraction of SHDM-related cosmic rays should be less than 20% at $E > 1 \times 10^{19}$ eV and less than 50% at $E > 4 \times 10^{19}$ eV.

I. INTRODUCTION

The origin of ultra-high energy cosmic rays (UHECR) is a long-standing puzzle. Observations of cosmic rays with energy above 10^{19} eV reveal that the GZK cutoff [1] in the energy spectrum is not observed by AGASA [2] (though it seems to be consistent with HiRes [3]), and that the arrival directions of cosmic rays are quite isotropic at large scales but cluster at small angles[4]. This is a perplexing situation for seeking UHECR sources. The isotropic distribution of UHECR arrival directions, in the absence of strong magnetic field which can produce it, either Galactic or extraGalactic, implies that the sources are distributed over a few hundred Mpc for which the matter distribution looks homogeneous, while the absence of the GZK cutoff implies that the UHECR sources are within the GZK radius which is about 50 Mpc. The observed correlations of UHECR with BL Lacertae objects [5] do not make the situation easier: although perfectly consistent with clustering, BL Lacs as sources of UHECR cannot explain super-GZK events under assumption of standard physics [6].

A possible way to reconcile these contradictory facts is to assume that, apart from UHECR accelerated in BL Lacs, there exists a second, GZK-violating component [7] originating from decays or annihilation of superheavy particles within the GZK radius [8, 9]. These superheavy particles are produced in the early universe [10] and constitute a fraction of cold dark matter. The latter is concentrated in galactic halos. Since we are 8.5 kpc away from the Galactic center, the clear signature of superheavy particle decays is the significant excess of the UHECR flux from the direction of the Galactic center [11]. This kind of anisotropy toward the Galactic center (or toward any other strong source) has not been observed by the Northern hemisphere arrays [12, 13]. However, Northern arrays do not see the Galactic center directly, and the small statistics of cosmic rays with energy above the GZK cutoff makes it difficult to draw strong constraints.

*Electronic address: HangBae.Kim@ipt.unil.ch

†Electronic address: P.Tinyakov@cern.ch

In this paper we use the SUGAR data [14] to examine the viability of the superheavy dark matter (SHDM) scenario of UHECR, for SUGAR is the unique experiment which operated in the Southern hemisphere before Pierre Auger Observatory and covered the Galactic center. We use the Kolmogorov-Smirnov (K-S) test to check the consistency of the SUGAR data with the arrival direction distribution expected from superheavy particle decays in the Galactic halo. Our purpose is to limit a fraction of UHECR which are produced by this mechanism.

We perform the analysis in two steps. In Sects. II and III we analyze the SUGAR data and derive bounds on the relative weight η of the *halo component* in the total UHECR flux. These bounds are presented in Figures 3 and 4. They depend exclusively on the halo profile and statistics of SUGAR data. We then move in Sect. IV to the implications of these constraints for the superheavy dark matter models. The difference with the previous case is that SHDM contribution contains *both Galactic and extragalactic* parts. Their relative weight depends on a particular SHDM model (spectrum and maximum energy) and on absolute dark matter density in the halo of our Galaxy. Because of the uncertainties in these parameters we separate this question from the more robust analysis of sects.II and III. We will see, however, that in SHDM models the extragalactic contribution is generically subdominant in the energy range of interest, and therefore bounds of Sects.II and III apply to SHDM part of cosmic rays as a whole. We present our conclusions in Sect.V.

II. GALACTIC HALO MODELS AND SUGAR DATA

We assume that superheavy particles constitute a part of cold dark matter and their spatial distribution follows the dark matter density. We examine two different Galactic halo models. The first one is the isothermal (ISO) halo model [15], which is characterized by the density profile

$$\rho_{\text{ISO}}(R) \propto \frac{1}{R^2 + R_c^2}. \quad (1)$$

The second one is the Navarro-Frenk-White (NFW) model [16], which is obtained from the N -body simulation and thus can be more realistic

$$\rho_{\text{NFW}}(R) \propto \frac{1}{R(R + R_s)^2}. \quad (2)$$

Here R is the distance from the Galactic center, R_c is the scale of the halo core, and R_s is the characteristic scale of the NFW model. For our galaxy, the size of R_c is supposed to be a few kpc. The value of R_s is expected to be 10–20 kpc on the basis of correlation between the predicted total mass and the value of R_s [16]. In our analysis, we leave R_c and R_s as free parameters and use $R_c = 4$ kpc and $R_s = 15$ kpc as prototype values.

For cosmic rays coming from the Galactic halo, the expansion of the universe and the evolution of halo can be neglected. We also neglect the effects of the Galactic magnetic field on the propagation of UHECR and will make a comment on it afterward. Since we consider the halo model which is spherically symmetric about the Galactic center and the distribution of sources follows the halo profile, the cosmic ray flux can be calculated as

$$f(\theta) = \frac{1}{4\pi} \int_0^{r_{\text{max}}(\theta)} L(\sqrt{r^2 - 2rR_0 \cos \theta + R_0^2}) dr, \quad (3)$$

where $L(R)$ is the luminosity of cosmic ray sources, θ is the angle measured from the Galactic center direction, which is related to the Galactic coordinates l and b by $\cos \theta = \cos b \cos l$,

$r_{\max}(\theta) = R_0 \cos \theta + \sqrt{R_{\max}^2 - R_0^2 \sin^2 \theta}$, R_{\max} is the extension of the Galactic halo, and $R_0 \sim 8.5$ kpc is the distance to the Earth from the Galactic center. In the case of decay, the luminosity $L(R)$ is proportional to the number density of superheavy particles, that is $L(R) \propto n_{\text{SH}}(R) \propto \rho_{\text{Halo}}(R)$. In the case of annihilation, L is proportional to n_{SH}^2 . Since the density profile has a peak at the Galactic center, the annihilation case predicts stronger anisotropy than the decay case and leads to stronger constraints on the halo contribution to UHECRs. In the following, we will consider the decay case only.

To obtain the arrival direction distribution predicted from the Galactic halo model, we use the Monte-Carlo simulation based on the flux (3). In simulating cosmic ray data detected by an array of detectors, we also need to consider the exposure function of the detector array. Here, we use the simple geometrical exposure function which is a function of declination δ only

$$h(\delta) = \frac{1}{\pi} [\sin \alpha_m \cos \lambda \cos \delta + \alpha_m \sin \lambda \sin \delta] \quad (4)$$

where λ is the latitude of the detector array, θ_m is the zenith angle cut,

$$\xi = \frac{\cos \theta_m - \sin \lambda \sin \delta}{\cos \lambda \cos \delta}, \quad (5)$$

and $\alpha_m = 0$ for $\xi > 1$, $\alpha_m = \pi$ for $\xi < -1$ and $\alpha_m = \cos^{-1} \xi$ otherwise.

The SUGAR array, located in the Southern hemisphere, has the latitude $\lambda = -30.53^\circ$. It covered the Galactic center direction best so far, because other detectors are all located in Northern hemisphere and cover the Galactic center marginally at best. Therefore, the SUGAR data is most suited at the moment for the study of cosmic rays coming from the Galactic halo, though in the near future Pierre Auger array will provide much better data. The published SUGAR data contain events with zenith angle up to 72° [14]. We use the data with zenith angle smaller than 60° considering increasing uncertainty at large zenith angles. Figure 1 shows arrival directions of 316 SUGAR events with zenith angles $z \leq 60^\circ$ and energy $E \geq 1.0 \times 10^{19}$ eV (upper panel), and simulated data obtained using the flux (3) for two halo models (lower panels). Note that the NFW model with $R_s = 15$ kpc and the isothermal model with $R_c = 4$ kpc predict similar concentration of events around the Galactic center.

III. KOLMOGOROV-SMIRNOV TEST

The most direct way to compare the arrival direction distribution of the real data and that predicted by the superheavy dark matter model is to use the two-dimensional K-S test over the pair (α, δ) or (l, b) . Here, we use a different method which is simpler and gives better results. Since the cosmic rays in the halo model are distributed symmetrically around the Galactic center, we analyze the distribution of cosmic rays over the angle θ between their arrival directions and the direction to the Galactic center. We use the one-dimensional K-S test to compare the SUGAR data and model predictions. Since one-dimensional K-S test is reparametrization-invariant, we use $x = \cos \theta$ which is more convenient in computation.

The K-S test makes use of the cumulative probability distribution function, which is defined by

$$S_N(x) = \frac{1}{N} \sum_i \theta(x_i - x), \quad (6)$$

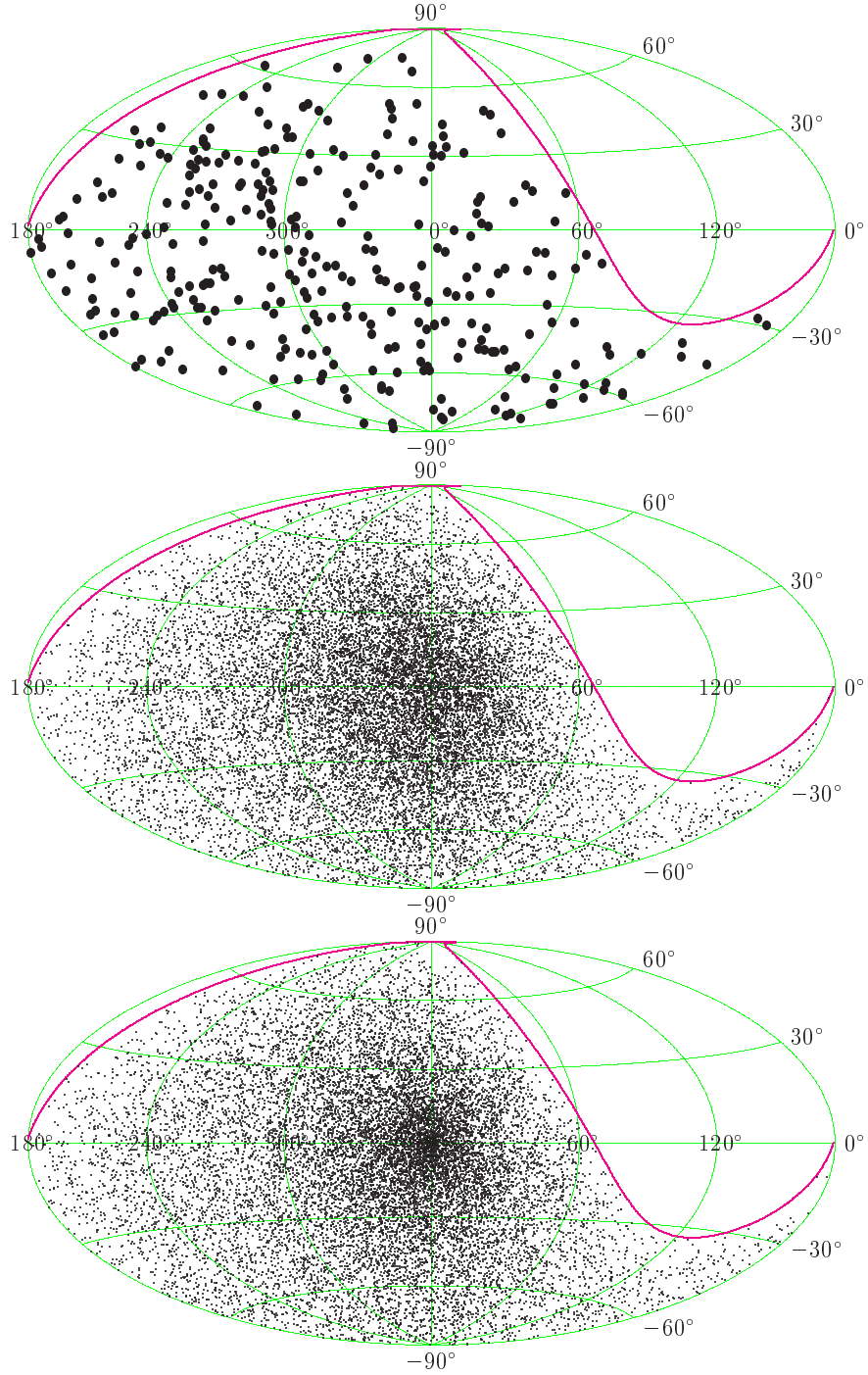


FIG. 1: (a) The sky map of arrival directions of 316 SUGAR events with zenith angle $z \leq 60^\circ$ and energy $E \geq 1.0 \times 10^{19}$ eV. (b) and (c) show 316×50 simulated events for the isothermal halo model with $R_c = 4$ kpc and the NFW halo model with $R_s = 15$ kpc, respectively. Galactic coordinates are used; the solid line is the boundary of the SUGAR acceptance with the zenith angle cut of 60° .

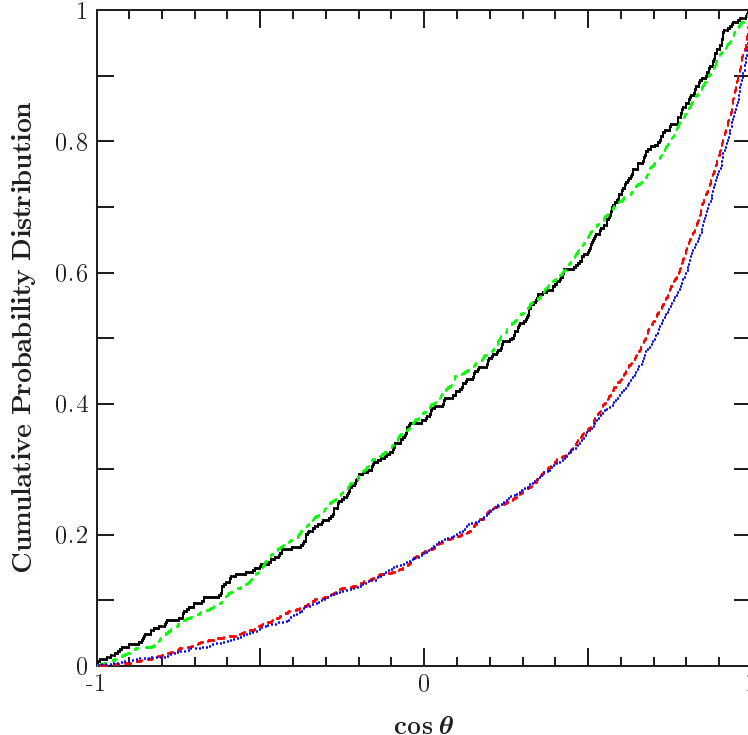


FIG. 2: Cumulative probability distribution functions used in Kolmogorov-Smirnov test of 316 SUGAR data ($z \leq 60^\circ$ and $E \geq 1 \times 10^{19}$ eV, solid), 4×316 simulated data of isotropic distribution (dash-dotted), the isothermal halo model ($R_c = 4$ kpc, dashed), and the NFW halo model ($R_s = 15$ kpc, dotted).

where N is the number of data points. For the distribution of arrival directions expected in the Galactic halo model, we generate large number M of simulated events and obtain corresponding cumulative distribution $S_M(x)$. We then calculate the K-S statistic

$$D = \max |S_N(x) - S_M(x)|, \quad (7)$$

which determines the probability that the two sets of events are drawn from the same distribution [17]. Small probabilities indicate that the two sets significantly differ. Figure 2 shows the cumulative distribution functions used in the K-S test. The difference between the SUGAR data and halo models is clearly seen (it can be expected already from Figure 1).

As mentioned in the Introduction, the SHDM model does not explain clustering and correlations of UHECR with BL Lacs, so another (extragalactic) component is needed which is isotropic at large angles. The SHDM model itself contains the isotropic extragalactic contribution coming from SHDM decays in other galaxies. Thus, let us consider a generic model where UHECR flux consists of the isotropic and Galactic halo components (their relative strength in the SHDM models is discussed in the next section). An important quantity is the fraction η of cosmic rays coming from the Galactic halo,

$$\eta(E_{\min}) = \frac{\int_{E_{\min}} f_G(E) dE}{\int_{E_{\min}} (f_G(E) + f_U(E)) dE}, \quad (8)$$

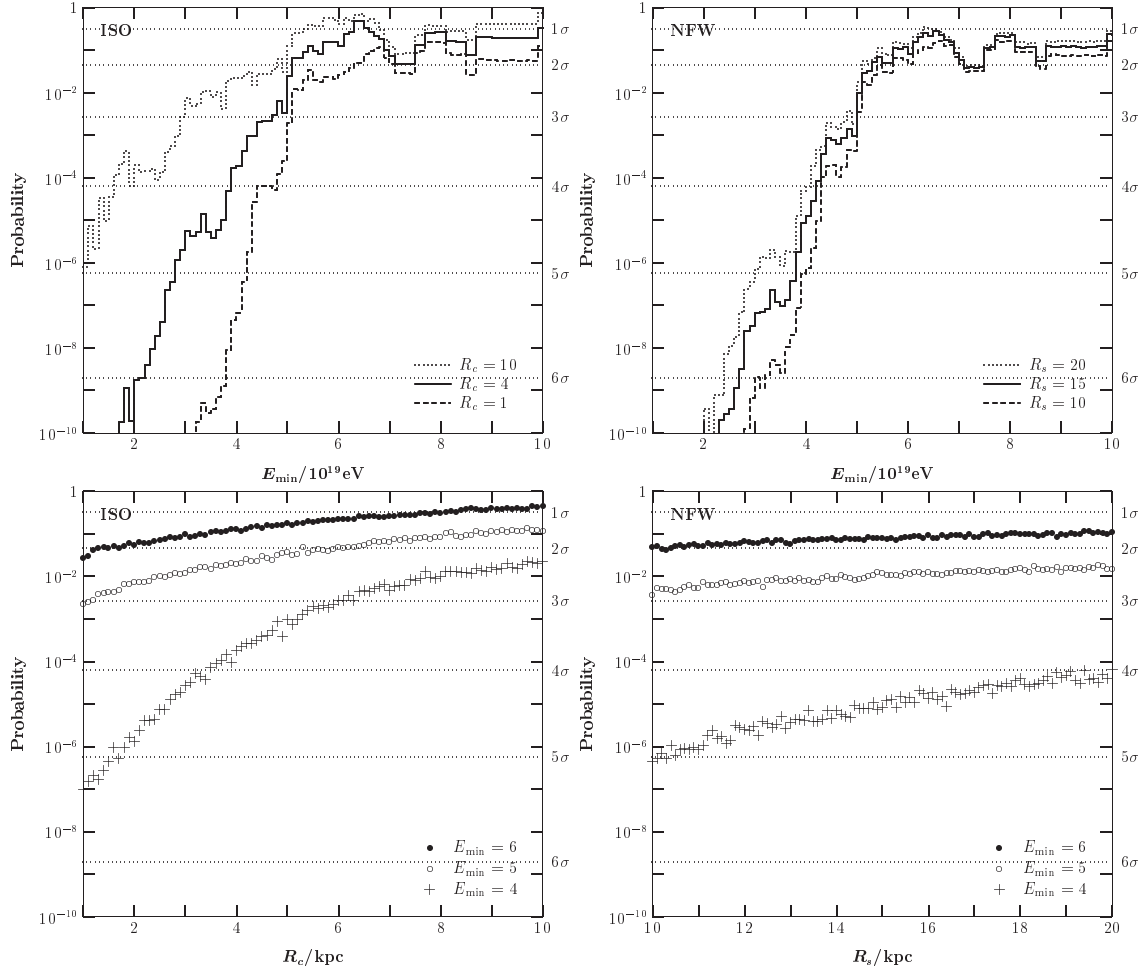


FIG. 3: Probability that all cosmic rays come from the Galactic halo ($\eta = 1$). Up: dependence on energy cut for different values of R_c (isothermal halo) and R_s (NFW halo). Down: dependence on halo parameter $R_{c,s}$ for different values of energy cut.

where $f_G(E)$ and $f_U(E)$ are the energy spectra of cosmic rays from the Galactic halo and from the uniform background, respectively. We consider η as a function of the lower energy cut E_{\min} . When two spectra $f_G(E)$ and $f_U(E)$ have quite different shape, $\eta(E_{\min})$ depends sensitively on the value of E_{\min} . Instead of following a specific model to evaluate $\eta(E_{\min})$, we use η as a parameter and calculate the probability to get the SUGAR data distribution. In this way bounds on η at a given energy cut can be obtained.

Figure 3 shows the dependence of the probability that all cosmic rays come from the Galactic halo ($\eta = 1$) as a function of the energy cut E_{\min} and the halo parameters R_c and R_s . The dependence on R_s in the case of NFW halo profile is rather weak. At realistic values of parameters $R_c \sim 4$ kpc and $R_s \sim 15$ kpc the two halo models give similar constraints. Dominant fraction of halo component is excluded up to energies as high as 5×10^{19} eV. For higher energies, the constraints become progressively weaker; the reason may be much smaller statistics.

Figure 4 shows the lines of constant probability (corresponding to $1\sigma - 4\sigma$ levels) in the plane of the model parameters R_c, R_s and the fraction of halo component η . Two energy

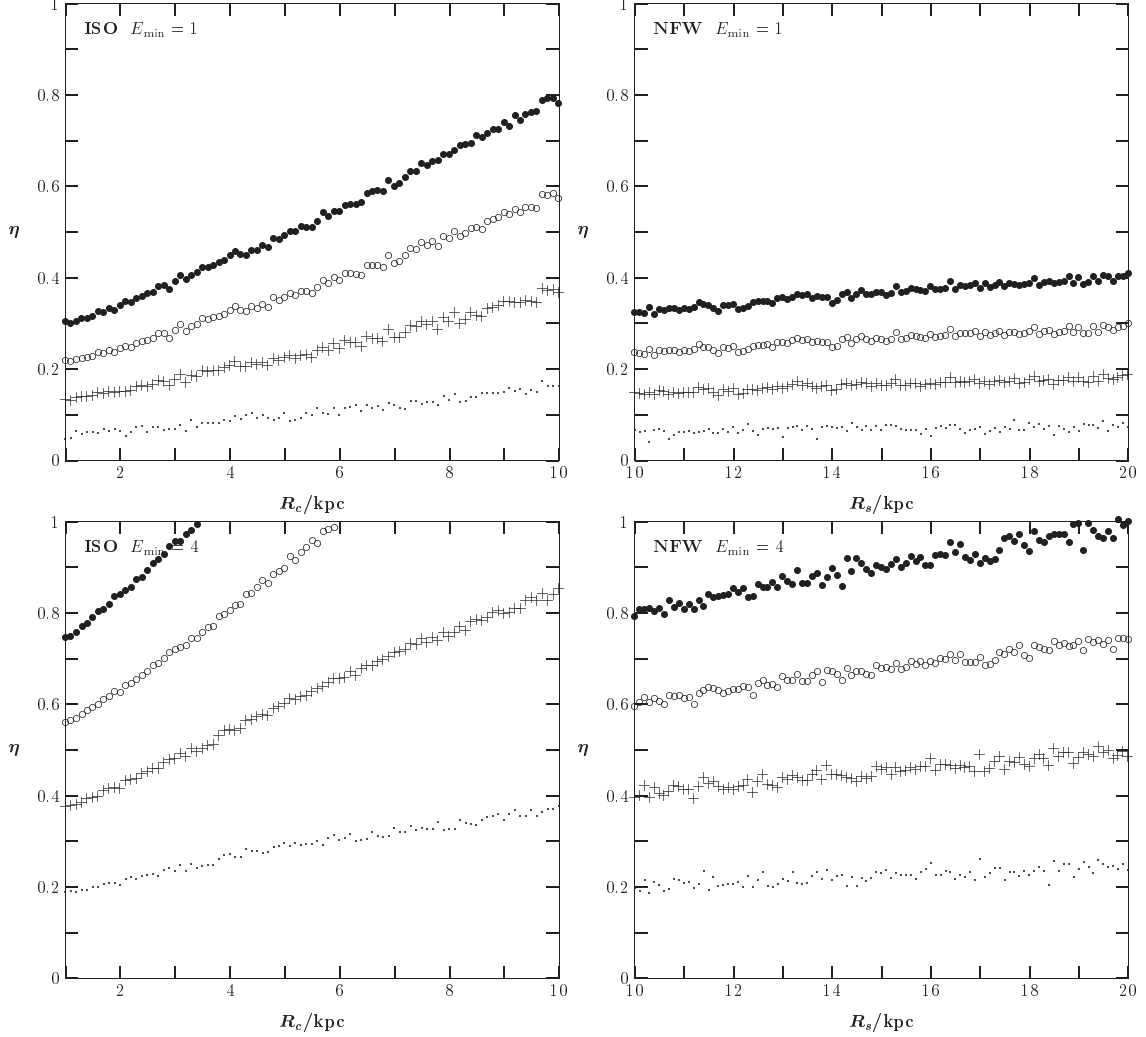


FIG. 4: Exclusion plots (lines of constant probability) for the two-component model described in the text on the $\eta - R_c$ (isothermal halo, left panels) and $\eta - R_s$ (NFW halo, right panels) plane. Two energy cuts are presented, $E_{\min} = 1 \times 10^{19}$ eV (upper panels) and $E_{\min} = 4 \times 10^{19}$ eV (lower panels). Symbols \cdot , $+$, \circ and \bullet represent $1\sigma - 4\sigma$ lines, respectively.

cuts are represented: $E_{\min} = 1 \times 10^{19}$ eV (upper panels) and $E_{\min} = 4 \times 10^{19}$ eV (lower panels). In the case of NFW halo profile, isotropy of SUGAR data at $E > 1 \times 10^{19}$ eV excludes fractions of halo component larger than 15% at 2σ level, while for $E > 4 \times 10^{19}$ eV the halo fraction has to be less than 45%. Constraints are similar for isothermal halo profile eq.(1) at $R_c \sim 4$ kpc.

Finally, let us comment on how robust are the results presented here. One thing one should check is the influence of the Galactic magnetic field during the propagation. This can be important because significant portion of cosmic rays from the Galactic halo are produced near the Galactic center and experience strong magnetic fields. To see the effect of this spread on our results, we added a Gaussian random deflections with mean deviation up to 10° in the simulated data set. This effect also mimics possible poor angular resolution of SUGAR events. We found that results presented above are stable against this modification.

The maximum change occurs at $E_{\min} \approx 1 \times 10^{19}$ eV and $\eta \approx 1$. For the moderate energy cut or with the uniform background component added, its effect becomes less than 10% and can be completely neglected.

IV. APPLICATION TO SHDM MODEL

In order to see what the above constraints imply for a given SHDM model, one has to estimate the strength of the halo (anisotropic) component relative to the extragalactic (isotropic) one. The latter consists of a part related to SHDM decays outside of the Galaxy and a part due to astrophysical sources. Let us estimate the former. The Galactic and extragalactic contributions in the SHDM model can be written as

$$F_G(E) = C \int d^3x \frac{n(x)}{(\vec{R} - \vec{x})^2},$$

$$F_{\text{ext}}(E) = C \int d^3x \frac{\bar{n}}{r^2} w(r).$$

Here \bar{n} and $n(x)$ are the average and halo dark matter densities, \vec{R} is the vector from Galactic center to the Earth, while $w(r)$ is the weight function which accounts for the flux attenuation at large distances. The proportionality coefficient C which accounts for the efficiency of UHECR production from SHDM is the same in both cases. It therefore cancels in the ratio of the two contributions.

The extragalactic part can be written in the form

$$F_{\text{ext}} = 2\pi C \bar{n} R_{\text{eff}},$$

where by definition $R_{\text{eff}} = \int dr w(r)$. This quantity represents the size of the region from which the extragalactic flux is collected (for instance, for very high-energy protons R_{eff} is the GZK distance). It can be estimated as the attenuation length divided by the spectral index. The factor 2π in this equation takes into account the fact that SUGAR sees roughly half of the sky.

To estimate the halo contribution we take the NFW profile at $R_s = 15$ kpc and calculate the flux coming from half of a sphere overlooking the Galactic center. The result can be written as follows,

$$F_G \simeq 2\pi C \bar{n} \times 5000 \text{ Mpc}.$$

When obtaining this number the ratio of the local to average dark matter density was taken to be 2×10^5 . This number is uncertain by a factor 2 or so.

The ratio of the two components is

$$\frac{F_{\text{ext}}}{F_G} \simeq \frac{R_{\text{eff}}}{5000 \text{ Mpc}}.$$

The UHECR flux in the SHDM models is dominated by photons which have attenuation length less than 100 Mpc in the range of energies $10^{19} - 10^{20}$ eV even at very weak assumptions about radio photon background [18]. We therefore arrive at the conclusion that in the SHDM models the halo component dominates already at energies around 10^{19} eV, i.e., quite below the GZK cutoff. Since the halo component dominates, the bounds on the fraction η

in Figures 3 and 4 essentially apply to the total fraction of UHECR which originate from decays of SHDM particles.

The situation becomes even better at high energies where the extragalactic component dies away and the halo contribution reaches 100%. In this energy range ~ 60 uniformly distributed events would be enough to rule out the SHDM model at $4 - 5\sigma$ level following the technique developed here.

V. CONCLUSIONS

We have used the SUGAR data to check the viability of the hypothesis that a part of the highest-energy cosmic rays originate from decays of relic SHDM particles. We found that the absence of the anisotropy toward the Galactic center in the SUGAR data imposes strong constraints on corresponding fraction of UHECR. At 95% confidence level, the fraction of SHDM-related cosmic rays should be less than 20% and 50% at $E > 1 \times 10^{19}$ eV and $E > 4 \times 10^{19}$ eV, respectively. This implies that the SHDM component of UHECR, if exists, must have harder spectrum than the uniform one and should take over at energies higher than 4×10^{19} eV.

Acknowledgments

The authors are grateful to S. Dubovsky for helpful discussions. This work is supported by the Swiss Science Foundation, grant 20-67958.02.

Note Added: While completing this work, we received a preprint by M. Kachelrieß and D. V. Semikoz [19] where similar results were obtained. We thank M. Kachelrieß and D. V. Semikoz for sending us the preprint before publication.

-
- [1] K. Greisen, Phys. Rev. Lett. 16, 748 (1966); G. T. Zatsepin and V. A. Kuzmin, JETP Lett. 4, 78 (1966) [Pisma Zh. Exp. Teor. Fiz. 4, 114 (1966)].
 - [2] M. Takeda *et al.*, Phys. Rev. Lett. 81, 1163 (1998); N. Hayashida *et al.*, Astrophys. J. 522, 225 (1999).
 - [3] T. Abu-Zayyad *et al.*, arXiv:astro-ph/0208301.
 - [4] M. Takeda *et al.*, arXiv:astro-ph/9902239; Y. Uchihori *et al.*, Astropart. Phys. 13, 151 (2000).
 - [5] P. G. Tinyakov and I. I. Tkachev, JETP Lett. 74, 445 (2001) [Pisma Zh. Eksp. Teor. Fiz. 74, 499 (2001)] [arXiv:astro-ph/0102476]. P. G. Tinyakov and I. I. Tkachev, Astropart. Phys. 18, 165 (2002) [arXiv:astro-ph/0111305]. D. S. Gorbunov, P. G. Tinyakov, I. I. Tkachev and S. V. Troitsky, Astrophys. J. 577, L93 (2002) [arXiv:astro-ph/0204360].
 - [6] M. Kachelrieß, D. V. Semikoz and M. A. Tortola, arXiv:hep-ph/0302161.
 - [7] V. Berezhinsky, A. Z. Gazizov and S. I. Grigorieva, arXiv:astro-ph/0210095.
 - [8] V. Berezhinsky, M. Kachelrieß and A. Vilenkin, Phys. Rev. Lett. 79, 4302 (1997); V. A. Kuzmin and V. A. Rubakov, Phys. Atom. Nucl. 61, 1028 (1998) [Yad. Fiz. 61, 1122 (1998)]
 - [9] P. Blasi, R. Dick and E. W. Kolb, Astropart. Phys. 18, 57 (2002).
 - [10] V. A. Kuzmin and I. I. Tkachev, Phys. Rev. D 59, 123006 (1999); D. J. H. Chung, E. W. Kolb and A. Riotto, Phys. Rev. D 60, 063504 (1999).

- [11] S. L. Dubovsky and P. G. Tinyakov, JETP Lett. 68, 107 (1998); V. Berezhinsky, P. Blasi and A. Vilenkin, Phys. Rev. D 58, 103515 (1998). G. A. Medina Tanco and A. A. Watson, Astropart. Phys. **12**, 25 (1999) [arXiv:astro-ph/9903182].
- [12] N. Hayashida *et al.* [AGASA Collaboration], arXiv:astro-ph/9906056.
- [13] A. Benson, A. Smialkowski and A. W. Wolfendale, Astropart. Phys. 10, 313 (1999).
- [14] M. M. Winn *et al.*, J. Phys. G 12, 653 (1986); The complete catalogue of SUGAR data in “Catalogue of highest energy cosmic rays No. 2”, ed. WDC-C2 for Cosmic Rays (1986).
- [15] J. Caldwell and J. Ostriker, Astrophys. J. 251, 61 (1981); J. Bahcall *et al.*, Astrophys. J. 265, 730 (1983).
- [16] J. F. Navarro, C. S. Frenk and S. D. M. White, Astrophys. J. 462, 563 (1996).
- [17] W. H. Press, S. A. Teukolsky, W. T. Vetterling and B. P. Flannery, Numerical Recipes in C, Cambridge University Press (1992, Cambridge).
- [18] P. Bhattacharjee and G. Sigl, Phys. Rept. **327**, 109 (2000) [arXiv:astro-ph/9811011].
- [19] M. Kachelrieß and D. V. Semikoz, arXiv:astro-ph/0306282