

# Effects of the background radiation on radio pulsar and supernova remnant searches and the birth rates of these objects

Aşkın Ankay<sup>1</sup> \*; Oktay H. Guseinov<sup>1,2</sup> †; Sevinç O. Tagieva<sup>3</sup> ‡

<sup>1</sup>Boğaziçi Uni. - TÜBİTAK Feza Gürsey Institute,  
81220 Çengelköy, İstanbul, Turkey

<sup>2</sup>Akdeniz University, Department of Physics,  
Antalya, Turkey

<sup>3</sup>Academy of Science, Physics Institute, Baku 370143,  
Azerbaijan Republic

## Abstract

In different directions of the Galaxy the Galactic background radio radiation and radiation of complex star formation regions which include large number of OB associations have different influences on radio pulsar (PSR) and supernova remnant (SNR) searches. In this work we analyse the effects of these background radiations on the observations of PSRs at 1400 MHz and SNRs at 1000 MHz. In the interval  $l=0^\circ\pm60^\circ$  the PSRs with flux  $F_{1400}>0.2$  mJy and the SNRs with surface brightness  $\Sigma>10^{-21}$  Wm<sup>-2</sup>Hz<sup>-1</sup>sr<sup>-1</sup> are observable for all values of  $l$  and  $b$ . All the SNRs with  $\Sigma>3\times10^{-22}$  Wm<sup>-2</sup>Hz<sup>-1</sup>sr<sup>-1</sup> can be

---

\*e-mail:askin@gursey.gov.tr

†e-mail:huseyin@gursey.gov.tr

‡email:physic@lan.ab.az

observed in the interval  $60^\circ < l < 300^\circ$ . We have examined samples of PSRs and SNRs to estimate the birth rates of these objects in the region up to 3.2 kpc from the Sun and also in the Galaxy. The birth rate of PSRs is about one in 300 years and the birth rate of SNRs is about one in 65 years in our galaxy.

Key Words: Radio background, radio pulsar, supernova remnant, star formation region

# 1 Introduction

Although the problem of birth rates of radio-pulsars (PSRs) and Supernova remnants (SNRs) has been discussed for many years, it is still an open question. The main difficulties in solving this problem are the selection effects in observations. It is not well known under which circumstances a neutron star (NS), and especially a single radio-pulsar (PSR), is born under a Supernova (SN) explosion. Actually, NSs may be born under SN explosions of types Ib, Ic and II (here we do not consider the accretion induced collapse). NSs do exist in SNRs which are formed as a result of SN explosions with energies  $10^{49}$ - $10^{51}$  erg, and in some cases, even with energies several times smaller than  $10^{49}$  erg (e.g. Crab, Sollerman et al. 2000) and with energies  $>10^{51}$  erg (e.g. Cas A, Vink et al. 1998; Wright et al. 1999).

According to Lorimer et al. (1993) PSRs are formed once every 150 years in the Galaxy and the lower limit for the mass of the stars which form PSRs at the end of their evolution is about  $5 M_{\odot}$ . By examining the historical SNRs, Strom (1994) found that a SN explosion occurs every 6 years in the Galaxy and the lower limit for the mass of the progenitors of these SNRs is also about  $5 M_{\odot}$ . There is an unlikely large difference between the birth rate of PSRs given by Lorimer et al. (1993) and the formation rate of SNe given by Strom (1994). Does the formation of PSRs predominantly depend on some other parameters (Iben & Tutukov 1996) because of the lower limit for the progenitor mass being the same in both cases?

It is known that in Sb-type galaxies rate of SN explosion is similar to the SN rate in our galaxy,  $\sim 1$ -2 in 100 years on average, because our galaxy also is Sb-type. (van den Bergh & Tammann 1991). Recent statistical investigations of SN rate in Sb-type galaxies show that the rate of SN Ia is  $0.4 \pm 0.2$  in 100 years and the rate of SN II together with SN Ib and SN Ic is about  $1.5 \pm 1.0$  per century in Sb-type galaxies and so in our galaxy (Capellaro et al. 1999; Capellaro & Turatto 2001).

In our galaxy no evidence was found of a SN explosion in the last 300 years. The results of optical, radio and X-ray observations of the region up to 5 kpc around the Sun showed that there is a very small probability to find a NS or a SNR with such a small age.

As mentioned above, the birth rate of PSRs is 1 in 150 years according to Lorimer et al. (1993). Before that, PSR birth rate was given as 1 in 10 years (Taylor 1979) and 1 in 5 years (Manchester 1979). Why is there such

a big difference? What was changed then? The number of observed PSRs considerably increased, the relation between PSRs' real ages and their characteristic times was understood better, and the value and the change in time of the beaming factor is now known better (Lyne & Graham-Smith 1998). The luminosity function of PSRs is also known better than it was known in the past (Lorimer et al. 1993; Allakhverdiev et al. 1997; Guseinov et al. 2003a). But all of these can not explain such a large decrease (improvement) in the value of formation rate of PSRs. Formation rates of NSs and of course of PSRs can not exceed SN formation rate ( $\sim 1\text{--}2$  in 100 yr) and this was seen to be true from statistical investigations of spectral binary systems to find NS and black hole candidates (Guseinov & Novruzova 1974). Then, why is it now believed that the birth rate of NSs and possibly of PSRs in the Galaxy is about 1 in 100 years? The reason of this is related to high space velocities of PSRs (which can only be formed by SN explosions) and to the statistics of X-ray and spectral binaries. The observed space velocities of PSRs contradict the quiet collapse models (i.e. without SN explosion) which was the dominant idea for a long time, especially in the seventies.

Kaspi et al. (1999) and Kaspi & Helfand (2002) give a list of the youngest ( $\tau \leq 2.44 \cdot 10^4$  yrs) 17 PSRs. Ten of these PSRs are genetically connected to SNRs. The opposite of this is not true, i.e. in most of the SNRs with such ages no PSR has been found. Searching for dim point X-ray sources in nearby SNRs is essential to solve this important problem, because after finding point X-ray sources in SNRs these point sources can precisely be examined in the radio band.

Assuming the lower limit for the mass of the progenitors, which end their evolution with SN explosion, to be 5 or 8  $M_{\odot}$  leads to a difference of a factor of 3 in the formation rate of SNRs, if we use the initial mass function (IMF) of Blaha & Humphreys (1989). In the Solar neighbourhood the uncertainty in the IMF is small. Even for different galaxies and star formation regions (SFRs) we can use a simple IMF, similar to the one given by Salpeter (1955), with a value of power about 2.3–3 (Schaerer 2002). A lower limit for the mass of progenitors of SN about 7–8  $M_{\odot}$  is in accordance with a rate of one SN in 65 years. It is necessary also to note that the SFRs in our galaxy are not symmetrically located and also the star formation rates vary from region to region. In the above discussion, we did not take into account the effects on the evolution in close binaries which may have an important role in the formation of PSRs (Iben & Tutukov 1996).

## 2 Effects of the background radiation on SNR and PSR searches

### 2.1 Effects of the background radiation on each PSR and each SNR separately

It is known that the background radio radiation increases when the line of sight becomes closer to the Galactic center direction and the Galactic plane. Distribution of the temperature which characterizes the background radiation at 400 MHz is known ('Physics of Cosmos' 1986). When we compare the intensity (temperature) of the background radiation with the structure of the Galactic arms (Georgelin & Georgelin 1976) the effect of giant HII regions located in SFRs is seen.

As known, the source of the background radiation in the radio band is electron gas and number density of electrons increases under the approach to the Galactic center. Mainly because of this reason, as the direction approaches to the Galactic longitude  $l=0^\circ$  and the Galactic latitude  $b=0^\circ$ , intensity of this radiation increases. Naturally, the background radiation is most effective on the PSRs with low flux values and on the SNRs with low surface brightness ( $\Sigma$ ) values.

In the Galaxy, there are HII region complexes (which include several OB associations) with large sizes and high surface brightness values. Some of these complexes are located close to the Sun and in the directions far away from the Galactic center direction. Such HII region complexes can have considerable contribution to the background radio radiation and they can change the smoothness of distribution of the background radiation at small angular sizes. This is clearly seen, for example, for the region where Vela is located in ( $262^\circ < l < 268^\circ$ ). Below, we will discuss the effect of the background radiation and the effects of different SFRs (which include many O-type stars) on the PSR search at 1400 MHz and on the SNR search at 1000 MHz. Please note that the searches for PSRs at 400 MHz have high sensitivity only in the Arecibo window ( $40^\circ < l < 65^\circ$ ,  $|b| \leq 2.5^\circ$ , Hulse & Taylor 1974, 1975). It must also be noted that PSRs have steep spectrum in general, so that, effect of the background radiation is not so important on radiation of PSRs at 400 MHz.

We have examined the effect of Galactic background radiation on the

observed SNRs by considering the  $l$  and  $b$  values. SNRs G3.8+0.3 and G354.8-0.8 are the dimmest among the SNRs which are the closest to the Galactic center direction (in the range  $l=0^\circ\pm 10^\circ$  and  $|b|<2^\circ$ ).  $\Sigma$  values of these 2 SNRs are, respectively,  $1.86\times 10^{-21} \text{ Wm}^{-2}\text{Hz}^{-1}\text{ster}^{-1}$  and  $1.17\times 10^{-21} \text{ Wm}^{-2}\text{Hz}^{-1}\text{ster}^{-1}$ . The SNRs G6.4+4.0 and G358.0+3.8 (which have a bit larger  $|b|$  values) have  $\Sigma$  values  $2.04\times 10^{-22} \text{ Wm}^{-2}\text{Hz}^{-1}\text{ster}^{-1}$  and  $1.56\times 10^{-22} \text{ Wm}^{-2}\text{Hz}^{-1}\text{ster}^{-1}$ , respectively. It is possible to observe such low- $\Sigma$  SNRs with  $|b|<2^\circ$ ,  $|l|>60^\circ-70^\circ$  (i.e far away from the Galactic center). Among the observed SNRs only 2 of them (G156.2+5.7, which is not shown in Figure 1, and G182.4+4.3) have  $\Sigma < 10^{-22} \text{ Wm}^{-2}\text{Hz}^{-1}\text{ster}^{-1}$  (Green 2001). So, the effect of the background radiation on the SNR search in the Galactic anti-center directions can surely be neglected for the SNRs with  $\Sigma \geq 3\times 10^{-22} \text{ Wm}^{-2}\text{Hz}^{-1}\text{ster}^{-1}$ . On the other hand, 21% of all the SNRs given in Green (2001) have  $\Sigma < 10^{-21} \text{ Wm}^{-2}\text{Hz}^{-1}\text{ster}^{-1}$ . For the SNRs in the anti-center directions, even if the  $\Sigma$  values are small, the flux values ( $F\sim\Sigma\times\theta^2$ , where  $\theta$  is the angular diameter of the SNR) can be larger compared to the flux values of the SNRs in the Galactic central directions in most of the cases (see Figure 3), because the SNRs in the anticenter directions have, in general, larger sizes due to the smaller distance values of such SNRs.

Among the known  $\sim 1400$  PSRs (ATNF pulsar catalogue 2003), in the range  $l=0^\circ\pm 10^\circ$  and  $|b|<2^\circ$  (i.e. the PSRs for which the background radiation is the most effective), PSR J1728-3733 ( $l = 350^\circ.8$ ,  $b = -1^\circ.66$ ) has the lowest flux at 1400 MHz:  $F_{1400} = 0.19 \text{ mJy}$ . Other low-flux PSRs are PSR J1804-2228 ( $l = 7^\circ.72$ ,  $b = -0^\circ.4$ ) with  $F_{1400} = 0.2 \text{ mJy}$  and both PSR 1736-3511 ( $l = 353^\circ.6$ ,  $b = -1^\circ.6$ ) and PSR J1751-2516 ( $l = 3^\circ.85$ ,  $b = 0^\circ.69$ ) with  $F_{1400} = 0.22 \text{ mJy}$ . So, the background radiation practically does not affect the PSRs observed in the surveys of the last  $\sim 10$  years if  $F_{1400} > 0.2 \text{ mJy}$  (similar to the case of SNRs with  $\Sigma > 10^{-21} \text{ Wm}^{-2}\text{Hz}^{-1}\text{ster}^{-1}$ ) even in the Galactic central directions  $l=0^\circ\pm 10^\circ$  and  $|b|<2^\circ$  (Figures 4,5). It is necessary to note that the observations of PSRs also depend on the pulse period, the dispersion measure and also the observational instruments. Here it is easier and more reliable to make statistical investigations because most of the PSRs were observed with the same telescope. Below, we will examine the influence of the background radiation and the influence of nearby HII regions on PSR and SNR searches.

## 2.2 Effect of the background radiation on the samples of PSRs and SNRs

We can assume that, the SNR search in the Galaxy has been made with roughly the same sensitivity, but not necessarily with the same precision, in all directions. In Figure 3, flux values (at 1000 MHz) of the SNRs (given in the Galactic SNRs catalogue of Green 2001) with respect to Galactic longitude for the SNRs with  $|b| < 5^\circ$  are represented. As seen in this figure, the SNRs were searched down to the same flux value in all directions, but, since SNRs are extended objects, the SNRs with larger angular size are more easily observed in the Galactic anticenter directions. Observing SNRs depends significantly on their  $\Sigma$  values as well as their fluxes. If a SNR has a large angular size, then the contribution of the background radiation to its flux will be larger, so that, it is easier to observe the SNRs with large angular sizes only in the anticenter directions and at higher latitudes.

As seen in Figure 3, there is almost no SNR with low flux in the directions  $l \sim 90^\circ$ - $270^\circ$ . In other words, average value of the flux is larger in these directions. The reason for the small number of SNRs with low flux values in  $l \sim 90^\circ$ - $270^\circ$  is that their distances from the Sun are small (i.e. their angular sizes are large), so that, the contribution of the background radiation for such SNRs will be large.

The distribution of the SNRs in different longitude intervals with respect to  $\Sigma$  show that the longitude interval which is the most affected by the background radiation is  $l = 0^\circ \pm 40^\circ$  (Figure 2). How this effect decreases as the line of sight recedes from the Galactic center direction is also clearly seen. As mentioned above, among the SNRs with  $|b| < 5^\circ$  the lowest  $\Sigma$  value belongs to SNR G182.4+4.3. As seen from Figure 1, in the Galactic central directions, except  $l \cong 0^\circ \pm 40^\circ$ , almost all the SNRs with  $\Sigma > 3 \times 10^{-22} \text{ Wm}^{-2} \text{ Hz}^{-1} \text{ ster}^{-1}$  are observable. The background radiation is strong in the regions  $l \cong 10^\circ$ - $30^\circ$  and  $l \cong 330^\circ$ - $340^\circ$ , and the number of the HII regions in these intervals is large ('Physics of Cosmos' 1986; Georgelin & Georgelin 1976). Since this is related to the number of massive stars being large in these intervals, this fact shows itself in Figure 1. In such regions the formation rates of SNRs and PSRs must be high. The result of this is not clearly seen in Figures 1-3, but it can be seen in Figures 4 and 5 which show the distributions of the PSR sample including young PSRs. In these regions also, despite the fact that the number of the SNRs with high surface brightness values is large, the SNRs

with low surface brightness and low flux values are almost absent.

In the last 7 years, the Galactic plane (especially the southern hemisphere) and particularly the Galactic central directions were observed at 1400 MHz and a large number of new PSRs were found (Johnston et al. 1995; Manchester et al. 1996; Sandhu et al. 1997; Lyne et al. 1998, 2000; Camilo et al. 2001; Edwards & Bailes 2001a,b; Manchester 2001, D’Amico et al. 2001; Manchester et al. 2002; Morris et al. 2002). As a result of these searches, today the number of the known PSRs with measured 1400 MHz flux is larger than the number of the known PSRs with measured 400 MHz flux. Because of this, we examine the PSRs observed at 1400 MHz.

In Figure 4, 634 PSRs with  $|b| < 5^\circ$  are displayed. As seen from the flux distribution with respect to the Galactic longitude, many PSRs with small  $F_{1400}$  values are located in Galactic arms and in the Galactic central directions. From the figure it is seen that, in the  $280^\circ < l < 340^\circ$  part of the region which was searched with the highest sensitivity ( $F_{1400} < 0.2$  mJy) more low-flux PSRs were found. In the interval  $l = 0^\circ \pm 20^\circ$  the number of PSRs with  $F_{1400} < 0.2$  mJy is very small. The reason for this is not the search being not so sensitive and precise, but the background radiation being very strong. In Figure 5,  $F_{1400} - l$  diagram of 496 PSRs with  $|b| < 2^\circ$  is displayed. When we compare Figures 4 and 5, we see a larger decrease in the number of the PSRs located in the Galactic central directions which have  $F_{1400} < 0.2$  mJy.

In Figure 6,  $|z| - l$  diagram of the PSRs with  $l < 0^\circ \pm 70^\circ$ ,  $|b| < 2^\circ$ ,  $DM < 800$  pc/cm<sup>3</sup> and  $F_{1400} < 0.5$  mJy is represented. Since the electron density strongly depends on the longitude value, as the direction becomes far away from the Galactic center direction, the PSRs (in such directions) which have the same DM value, that the PSRs in the Galactic center direction have, are located at larger distances. This leads to the possibility of the  $|z|$  values to be larger for the same  $|b|$  values. For the same DM value of two different PSRs, the smaller distance value belongs to the one which is closer to the Galactic center direction. As seen from Figure 8, although the distances of the PSRs in the interval  $l = 0^\circ \pm 20^\circ$  are somewhat less, the average  $|z|$  value is larger and this shows that the average  $|b|$  value of these PSRs is larger. This is also a result of the effect of the background radiation.

In order to have the probability of observing the PSRs with roughly the same flux values and the SNRs with roughly the same  $\Sigma$  values to be almost the same for the whole Galactic plane and in order not to reduce the number



of the objects too much, we will first consider only the PSRs with  $F_{1400} \geq 0.2$  mJy and the SNRs with  $\Sigma$  (at 1 GHz)  $\geq 10^{-21}$  Wm $^{-2}$ Hz $^{-1}$ ster $^{-1}$ . Even if such a PSR or a SNR is in the Galactic center direction it can still be observable.

The character of the background radiation (see Figure 1) does not show the possibility of the influence of each of the OB associations separately on observations of PSRs and SNRs. Despite this fact, we have checked the possibility of influences of the OB associations given in the lists of Garmany & Stencel (1992) and Melnik & Efremov (1995). We did not find any significant contribution of any one of the OB associations to the Galactic background radiation.

### 3 Discussion and Conclusions

Observational data of PSRs (ATNF Pulsar Catalogue 2003; Guseinov et al. 2003b) and SNRs (Green 2001) show that even in the Galactic central directions ( $l=0^\circ \pm 10^\circ$ ,  $|b| < 2^\circ$ ) all the SNRs with  $\Sigma > 10^{-21}$  Wm $^{-2}$ Hz $^{-1}$ sr $^{-1}$  and the PSRs with  $F_{1400} > 0.2$  mJy are observable. Since the background radiation is strongly dependent on the Galactic latitude, the SNRs with  $\Sigma > 1.5 \times 10^{-22}$  Wm $^{-2}$ Hz $^{-1}$ sr $^{-1}$  in the same longitude interval can be observed if  $|b| > 4^\circ$ . Also, the SNRs in the interval  $60^\circ < l < 300^\circ$  can easily be observed for all values of  $b$  if  $\Sigma > 3 \times 10^{-22}$  Wm $^{-2}$ Hz $^{-1}$ sr $^{-1}$ .

In the Galaxy, total number of the SNRs with  $\Sigma > 3 \times 10^{-22}$  Wm $^{-2}$ Hz $^{-1}$ sr $^{-1}$  and  $d < 3.2$  kpc in the interval  $60^\circ < l < 300^\circ$  is 33 (Guseinov et al. 2003c). It is seen from PSR-SNR associations that the ages of the SNRs which are genetically connected to PSRs do not exceed  $3 \times 10^4$  yr in general (Kaspi & Helfand 2002). Since the SNRs in the regions we examined have less surface brightness values on average, we can roughly say that the ages of these SNRs may exceed  $3 \times 10^4$  yr but not greater than  $5 \times 10^4$  yr. There are 23 SNRs with  $\Sigma > 10^{-21}$  Wm $^{-2}$ Hz $^{-1}$ sr $^{-1}$  located at  $d \leq 3.2$  kpc from the Sun, among which 14 of them are in the sector under consideration. If we assume that the ratio of the number of the SNRs with  $3 \times 10^{-22} < \Sigma \leq 10^{-21}$  Wm $^{-2}$ Hz $^{-1}$ sr $^{-1}$  to the number of the bright SNRs in the central region ( $l=0^\circ \pm 60^\circ$ ) is equal to the ratio of the SNRs in the region  $60^\circ < l < 300^\circ$ , then we can use the ratio for the Galactic anticenter directions to find the number of dim SNRs in the Galactic central directions. In this case, the number of the SNRs with

$\Sigma > 3 \times 10^{-22} \text{ Wm}^{-2} \text{ Hz}^{-1} \text{ sr}^{-1}$  and ages  $\leq 5 \times 10^4$  yr in the region up to 3.2 kpc from the Sun is 54. If we further assume that the radius of the Galaxy is 12 kpc and the average number density of the SNRs in the whole Galaxy is the same as the number density of the SNRs within 3 kpc around the Sun, then the number of the SNRs having ages less than  $5 \times 10^4$  yr must be about 800 in the Galaxy. (Since the distribution of SNRs in the Galaxy is not homogeneous and the distribution of their number density with respect to Galactic radius is not known well, we can not estimate number of the SNRs considerably better). From this result, the formation rate of SNRs turns out to be about one in 65 yr which is approximately the same as the SN explosion rate (van den Bergh & Tammann 1991; Capellaro et al. 1999; Capellaro & Turatto 2001). We can use the same approach to estimate the birth rate of PSRs.

There are 48 PSRs with  $\tau \leq 10^6$  yr located at  $d \leq 3.2$  kpc around the Sun (Guseinov et al. 2003b). If we assume the distribution of the PSRs in the Galaxy to be similar to the distribution of the SNRs given above, then the number of PSRs with  $\tau \leq 10^6$  yr must be about 710 in the Galaxy. If we further assume the beaming factor to be 0.5 (Lyne & Graham-Smith 1998), then number of the PSRs turns out to be 1420. We can estimate the total number of PSRs knowing that 75% of the PSRs around the Sun have  $L_{1400} > 3 \text{ mJy kpc}^2$  and using the luminosity function of Guseinov et al. (2003a): the number of PSRs with  $\tau \leq 10^6$  yr must be  $\sim 3 \times 10^3$  in the Galaxy. Using this result the birth rate of PSRs is found to be one in 330 yr. But the PSRs with magnetic fields  $> 10^{13} \text{ G}$  may pass the death line in less than  $10^6$  yr. Taking also this fact into account, the birth rate of PSRs can roughly be assumed to be one in 300 yr. If we have used the luminosity function of Lorimer et al. (1993) or Allakhverdiev et al. (1997) instead of the luminosity function given by Guseinov et al. (2003a), then the birth rate of PSRs would be a bit larger.

There are 4 PSRs with  $\tau \leq 10^5$  yr and  $d \leq 3$  kpc in the Galactic sector  $60^\circ < l < 300^\circ$ . It is known that there are 5 DRQNSs in the same sector at about such ages and on average having similar spin period values. We may consider these kind of objects (i.e. DRQNSs which have similar spin periods as young PSRs) as PSRs with very small luminosities or PSRs which have beams in directions other than the line of sight. In the analysis above, we have taken into account the existence of such PSRs. Four of these 5 DRQNSs are genetically connected to SNRs. One of these 4 DRQNSs, namely RX

J02018+6435 which is connected to F-type SNR G130.7+3.1 (3C 58), has a PSR wind nebula (PWN) around it (Murray et al. 2002; Green 2001). The other 3 DRQNSs are in pure S-type (in radio band) SNRs, namely, G111.7-2.1 (Cas A), G260.4-3.4 (Puppis A) and G296.5+10.0 and no PWN has been observed around them in the radio band. The fifth DRQNS close to the Sun is Geminga which is not connected to a SNR. It must be noted that most of the PSRs which have genetic connections with SNRs have PWNe.

Total number of the DRQNSs in this region is about 12 (Guseinov et al. 2003d). Since 4 of these DRQNSs have spin periods greater than 5 seconds, all of the DRQNSs (similar to anomalous X-ray pulsars and soft gamma ray repeaters) may not belong to the same class of object. In this case, the birth rate of NSs must be greater than the birth rate of PSRs. As we have seen above, the birth rate of PSRs is about 4.5 times less than the SN formation rate, so that, birth rate of all the other types of NSs (i.e. other than PSRs) can be larger than the birth rate of PSRs.

Maybe the idea of Iben & Tutukov (1996) is right (i.e. the origin of PSRs is the progenitors of these objects being in close binary systems before SN explosion), but these investigations are not yet enough to show the origin of such a difference in the formation rates of PSRs and SNe. On the other hand, there are 8 F- and C-type SNRs up to 3 kpc around the Sun and PSRs have been observed in 4 of them that the beaming factor may be larger than 0.5 for very young PSRs, because there may be PSRs with low radio fluxes (luminosities) in 1-2 of the other 4 SNRs. Taking all of these facts into account, we can say that there may be different kinds of NS (other than PSRs) even among the DRQNSs with small spin periods.

## References

- Allakhverdiev, A. O., Guseinov, O. H., Tagieva, S. O. (1997). *AstL*, 23, 628
- ATNF Pulsar Catalogue (2003).  
(<http://www.atnf.csiro.au/research/pulsar/catalogue/>)
- Blaha, C. & Humphreys, R. (1989). *AJ*, 98, 1598
- Camilo, F., Lyne, A. G., Manchester, R. N., et al. (2001). *ApJ*, 548, L187
- Capellaro, E., Evans, R., Turatto, M. (1999). *A&A*, 351, 459
- Cappellaro, E. & Turatto, M. (2001). The influence of binaries on stellar population studies, Dordrecht: Kluwer Academic Publishers, Vol. 264, p.199 (astro-ph/0012455)
- D’Amico, N., Lyne, A. G., Manchester, R. N., Possenti, A., Camilo, F. (2001). *ApJ*, 548, L171
- Edwards, R. T. & Bailes, M. (2001a). *ApJ*, 547, L37
- Edwards, R. T. & Bailes, M. (2001b). *ApJ*, 553, 801
- Garmany, C. D. & Stencel, R. E. (1992). *A&AS*, 94, 211
- Georgelin, Y. M. & Georgelin, Y. P. (1976). *A&A*, 49, 57
- Green, D. A. (2001). ‘A Catalogue of Galactic Supernova Remnants’, 2001 December version (<http://www.mrao.cam.ac.uk/surveys/snrs/>)
- Guseinov, O. H. & Novruzova, Kh. I. (1974). *Astrofizika*, 10, 273
- Guseinov, O. H., Yazgan, E., Ozkan, S., Tagieva, S. O. (2003a). (astro-ph/0206030)
- Guseinov, O. H., Yerli, S. K., Ozkan, S., Sezer, A., Tagieva, S. O. (2003b), (astro-ph/0206050), accepted for publication in *Astron. and Astrop. Transactions*
- Guseinov, O. H., Ankay, A., Sezer, A., Tagieva, S. O. (2003c). *A&AT*, 22, 273
- Guseinov, O. H., Yazgan, E., Ankay, A., Tagieva, S. O. (2003d). *IJMPD*, 12, 1
- Hulse, R. A. & Taylor, J. H. (1974). *ApJ*, 191, L59
- Hulse, R. A. & Taylor, J. H. (1975). *ApJ*, 201, L55
- Iben, I. & Tutukov, A. V. (1996). *ApJ*, 456, 738
- Johnston, S., Walker, M. A., van Kerkwijk, M. H., Lyne, A. G., D’Amico, N. (1995). *MNRAS*, 274, L43
- Kaspi, V. M., Chakrabarty, D., Steinberger, J. (1999). *ApJ*, 525, L33

- Kaspi, V. M. & Helfand, D. J. (2002). Neutron Stars in Supernova Remnants, ASP Conference Series, Vol. 271, Edited by Patrick O. Slane and Bryan M. Gaensler, p.3 (astro-ph/0201183)
- Lorimer, D. R., Bailes, M., Dewey, R. J., Harrison, P. A. (1993). MNRAS, 263, 403
- Lyne, A. G. & Graham-Smith, F. (1998). Pulsar Astronomy, Cambridge Univ. Press, Cambridge
- Lyne, A. G., Manchester, R. N., Lorimer, D. R., et al. (1998). MNRAS, 295, 743
- Lyne, A. G., Camilo, F., Manchester, R. N., et al. (2000). MNRAS, 312, 698
- Manchester, R. N. (1979). Austr. Jour. of Phys., 32, 1
- Manchester, R. N., Lyne, A. G., D’Amico, N., et al. (1996). MNRAS, 279, 1235
- Manchester, R. N. (2001). PASA, 18, 1
- Manchester, R. N., Bell, J. F., Camilo, F., et al. (2002). Neutron Stars in Supernova Remnants, ASP Conference Series, Vol. 271, Edited by Patrick O. Slane and Bryan M. Gaensler, p.31
- Melnik, A. M. & Efremov, Yu. N. (1995). AstL, 21, 10
- Morris, D. J., Hobbs, G., Lyne, A. G., et al. (2002). MNRAS, 335, 275
- Murray, S. S., Ransom, S. M., Juda, M., Hwang, U., Holt, S. S. (2002). ApJ, 566, 1039
- ‘Physics of Cosmos’ (1986). Edited by R. Sunyaev, Moscow, Nauka
- Salpeter, E. E. (1955). ApJ, 121, 161
- Sandhu, J. S., Bailes, M., Manchester, R. N., Navarro, J., Kulkarni, S. R., Anderson, S. B. (1997). ApJ, 478, L95
- Schaerer, D. (2002). (astro-ph/0208227)
- Sollerman, J., Lundqvist, P., Lindler, D. (2000). ApJ, 537, 861
- Strom, R. G. (1994). A&A, 288, L1
- Taylor, J. N. (1979). The Large-Scale Characteristics of the Galaxy, IAU Symp. No. 84, Dordrecht: Reidel, 119
- Van den Bergh, S. & Tammann, G. A. (1991). ARA&A, 29, 363
- Vink, J., Bloemen, H., Kaastra, J. S., Bleeker, J. A. M. (1998). A&A, 339, 201
- Wright, M., Dickel, J., Koralesky, B., Rudnick, L. (1999). AJ, 518, 284

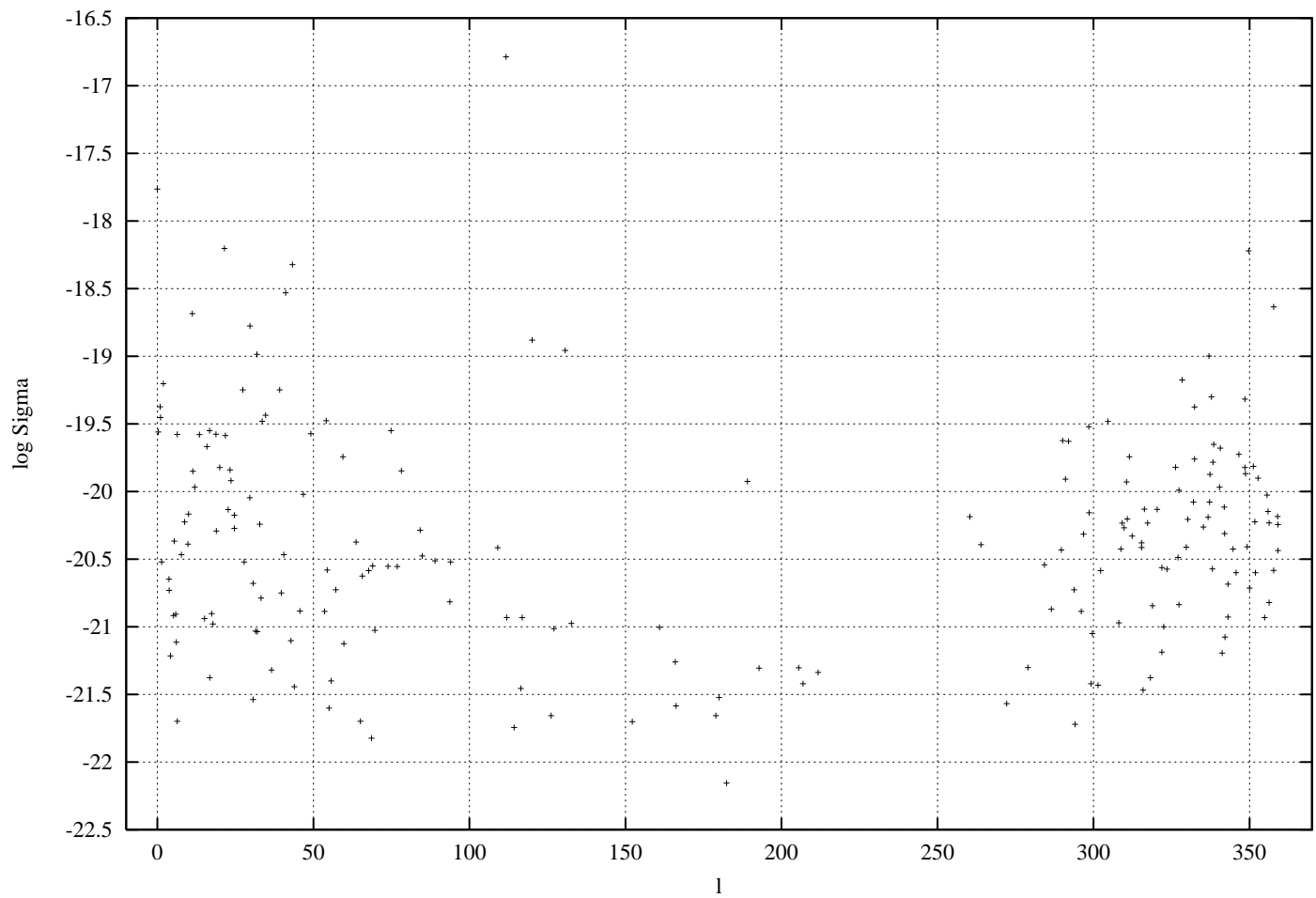


Figure 1: Surface brightness versus longitude diagram for 201 SNRs with  $|b| < 5^\circ$ .

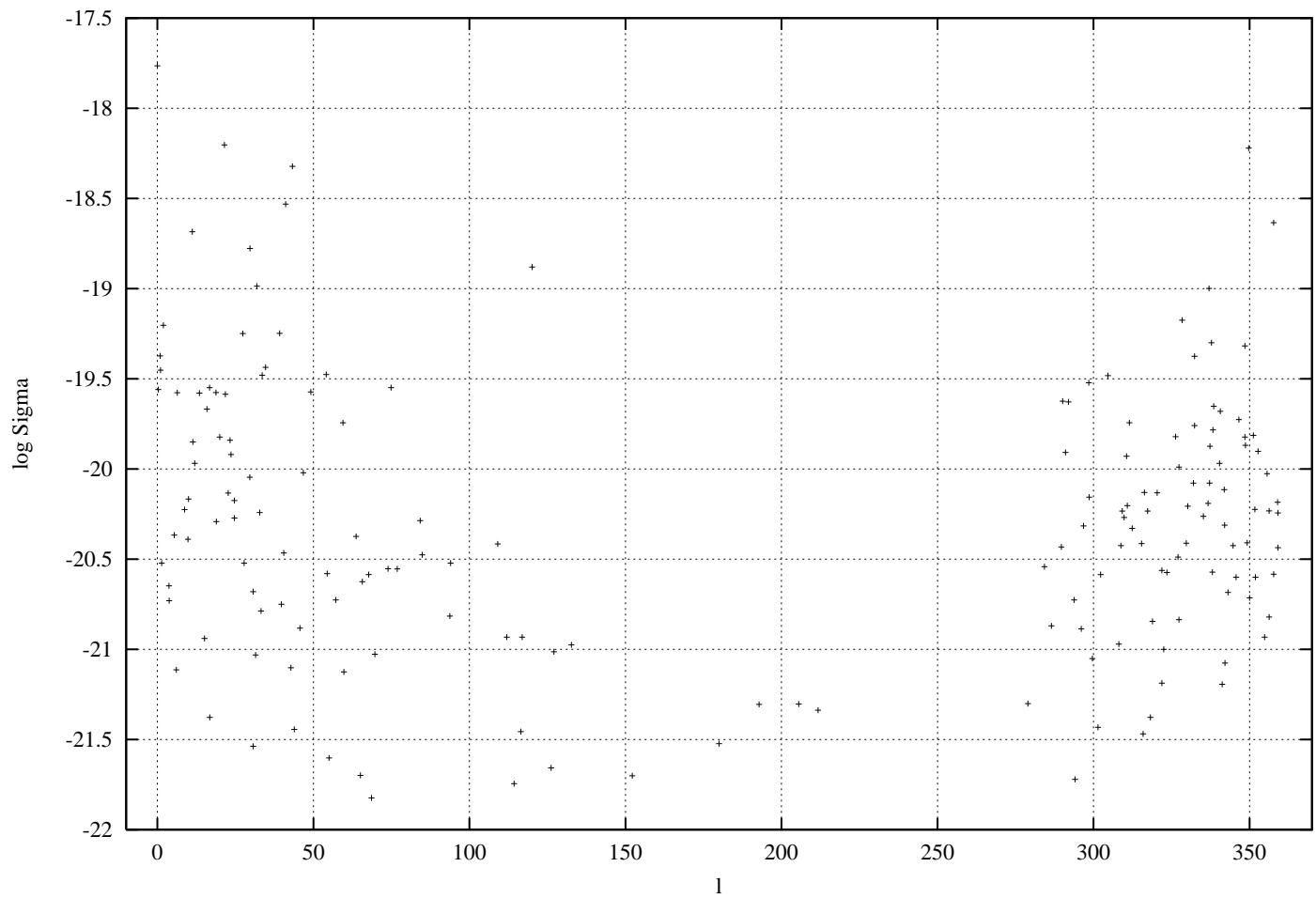


Figure 2: Surface brightness versus longitude diagram for 171 SNRs with  $|b| < 2^\circ$ .

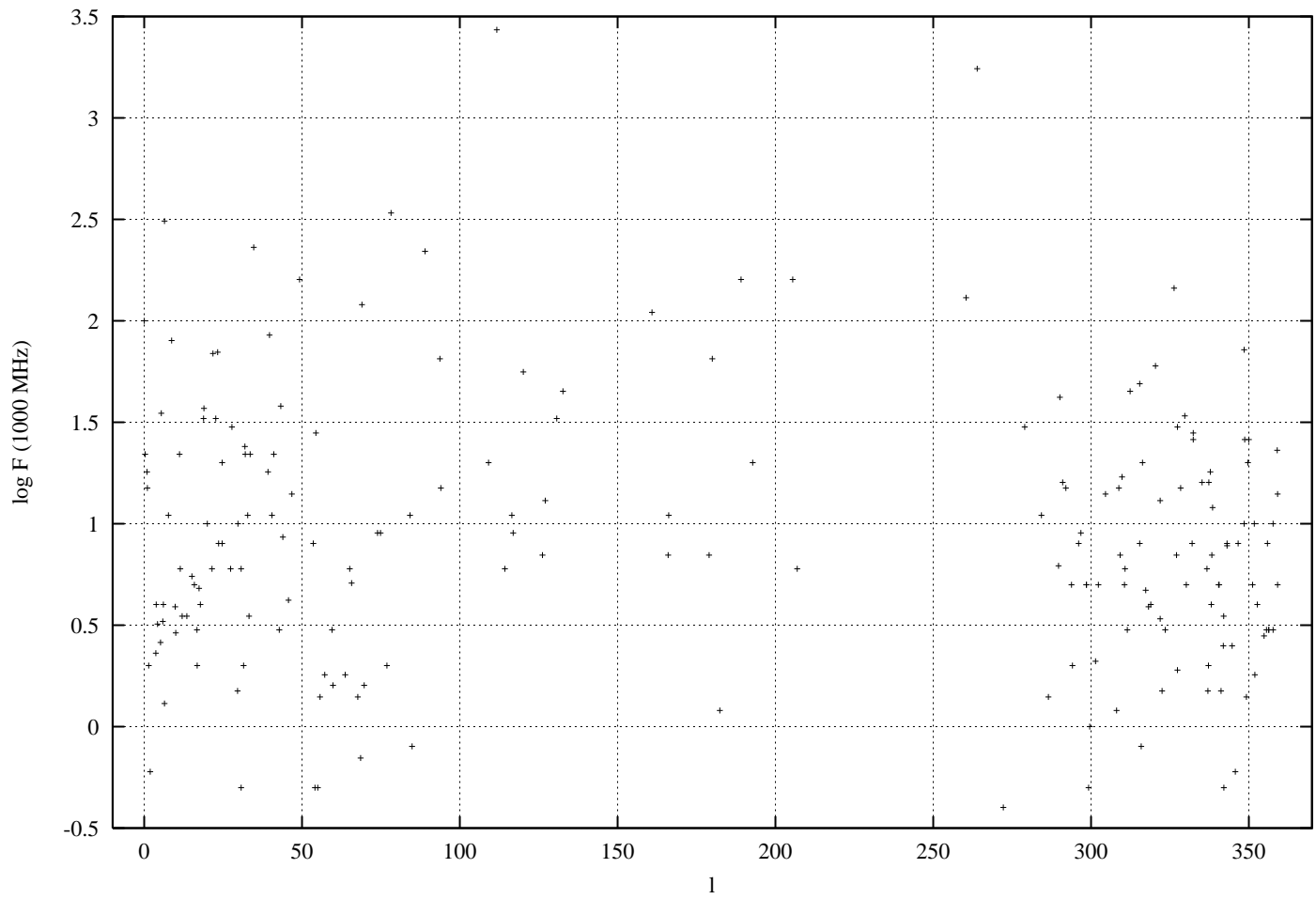


Figure 3:  $F_{1000}$  versus longitude diagram for 197 SNRs with  $|b| < 5^\circ$ .



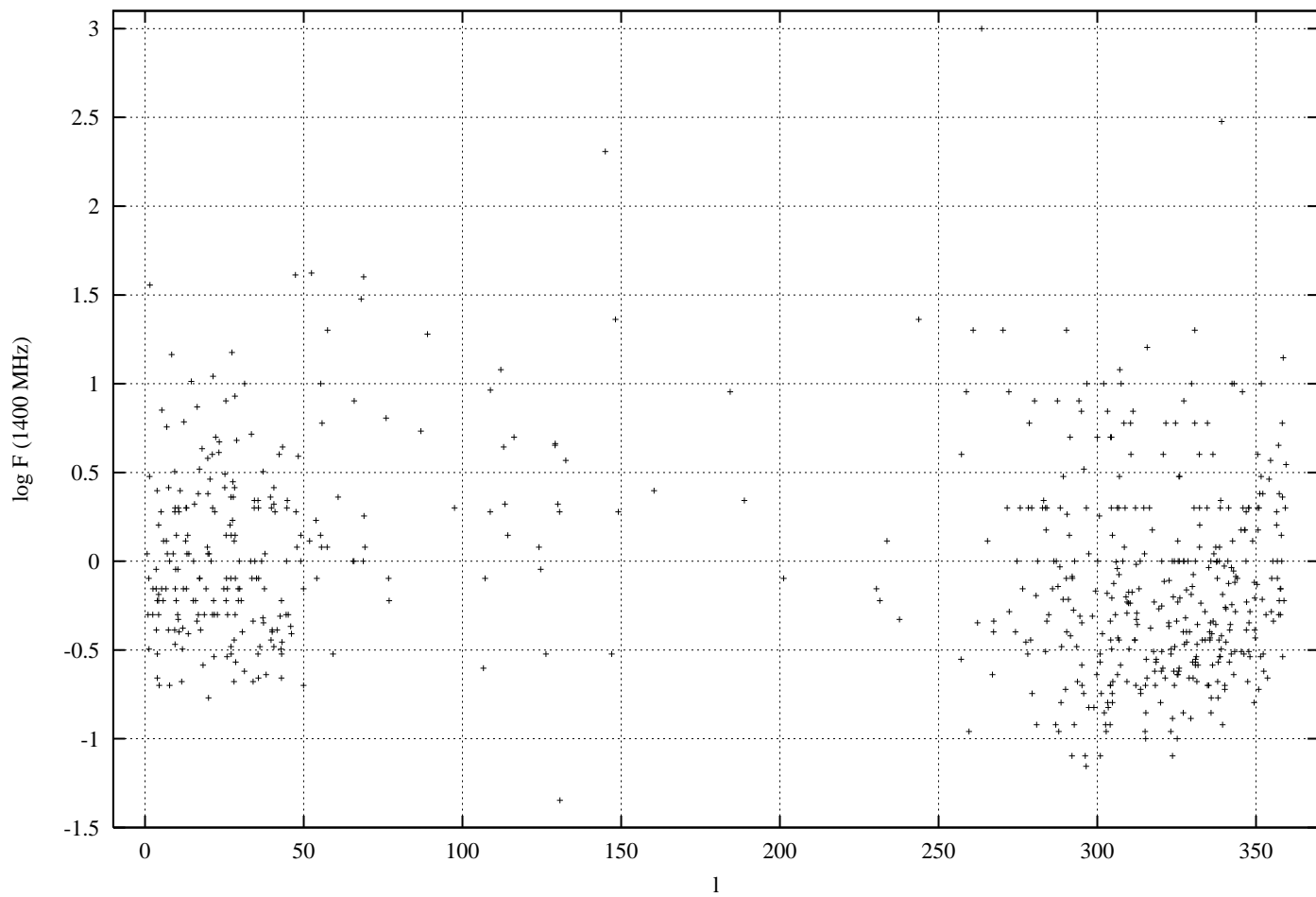


Figure 4:  $F_{1400}$  versus longitude diagram for 634 PSRs with  $|b| < 5^\circ$ .

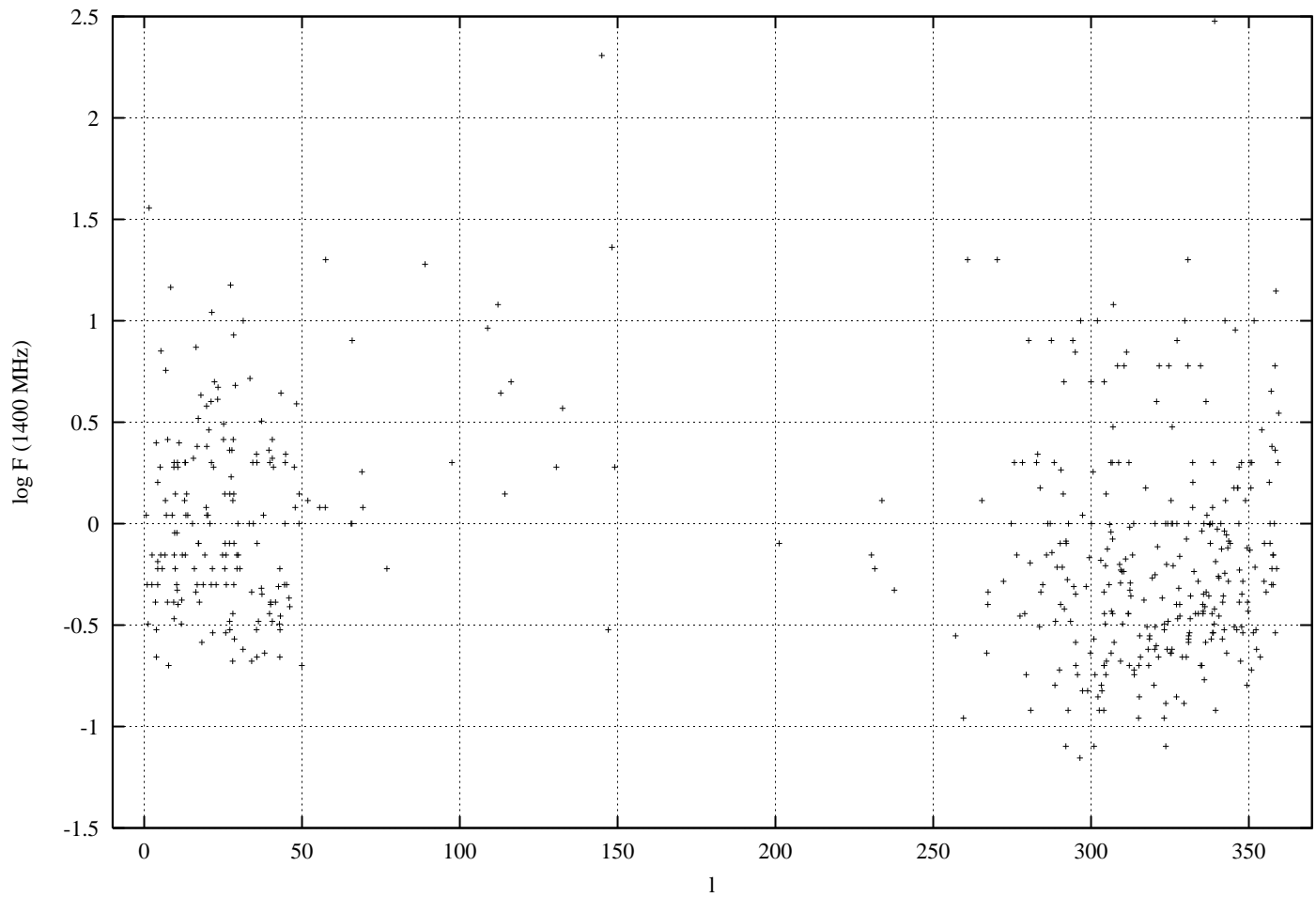


Figure 5:  $F_{1400}$  versus longitude diagram for 496 PSRs with  $|b| < 2^\circ$ .

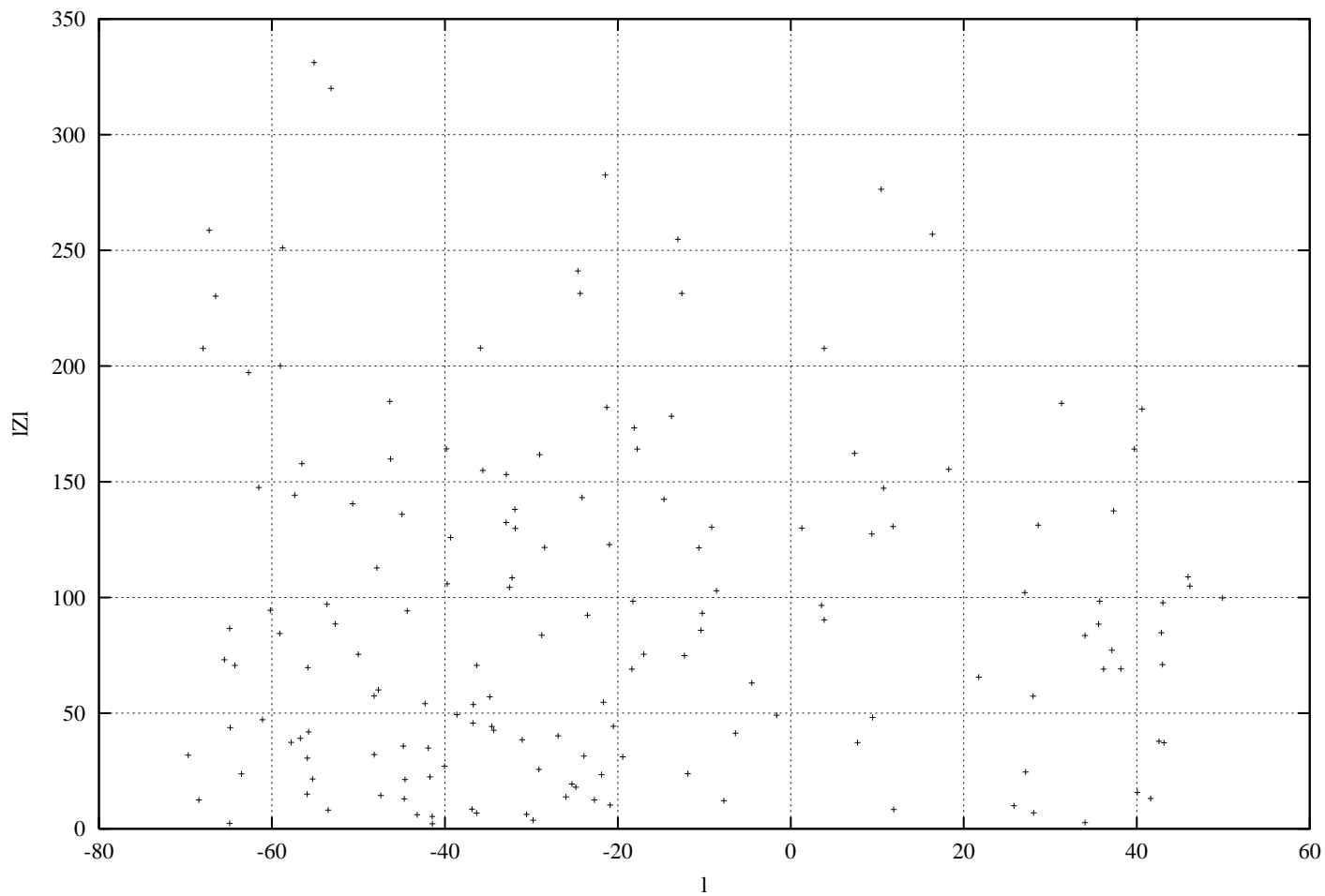


Figure 6:  $|z|$  versus longitude diagram of PSRs with  $|b| < 2^\circ$ ,  $F_{1400} < 0.5$  mJy,  $-70^\circ < l < 55^\circ$  and  $DM < 800$  pc/cm<sup>3</sup>.